



**INTERCONTEC 917 系列
电源连接器 M17**

INTERCONTEC SERIES 917
POWER CONNECTORS M17

SpeedTec

QUICK LOCKING SYSTEM



德国制造高科技产品 High-tech made in Germany

我们的使命是，开发适用于多种应用的卓越信号、现场总线和电源连接器。

凭借专业技能和市场专业知识，我们挑战现有标准。我们以远见卓识来确定未来的连接器技术，为我们的客户提供创新性和以市场为导向的解决方案。

我们的连接器遵循高度精密的工程原理，确保极其简单和高效的装配过程。

通过精心设计高度用户友好的优质系统解决方案，并在很短的时间内将其推向市场，我们迅速响应客户的需求。这是 TE Connectivity 和 Intercontec 产品的关键优势。

It is our mission to develop outstanding signal, fieldbus and power connectors for a wide range of applications.

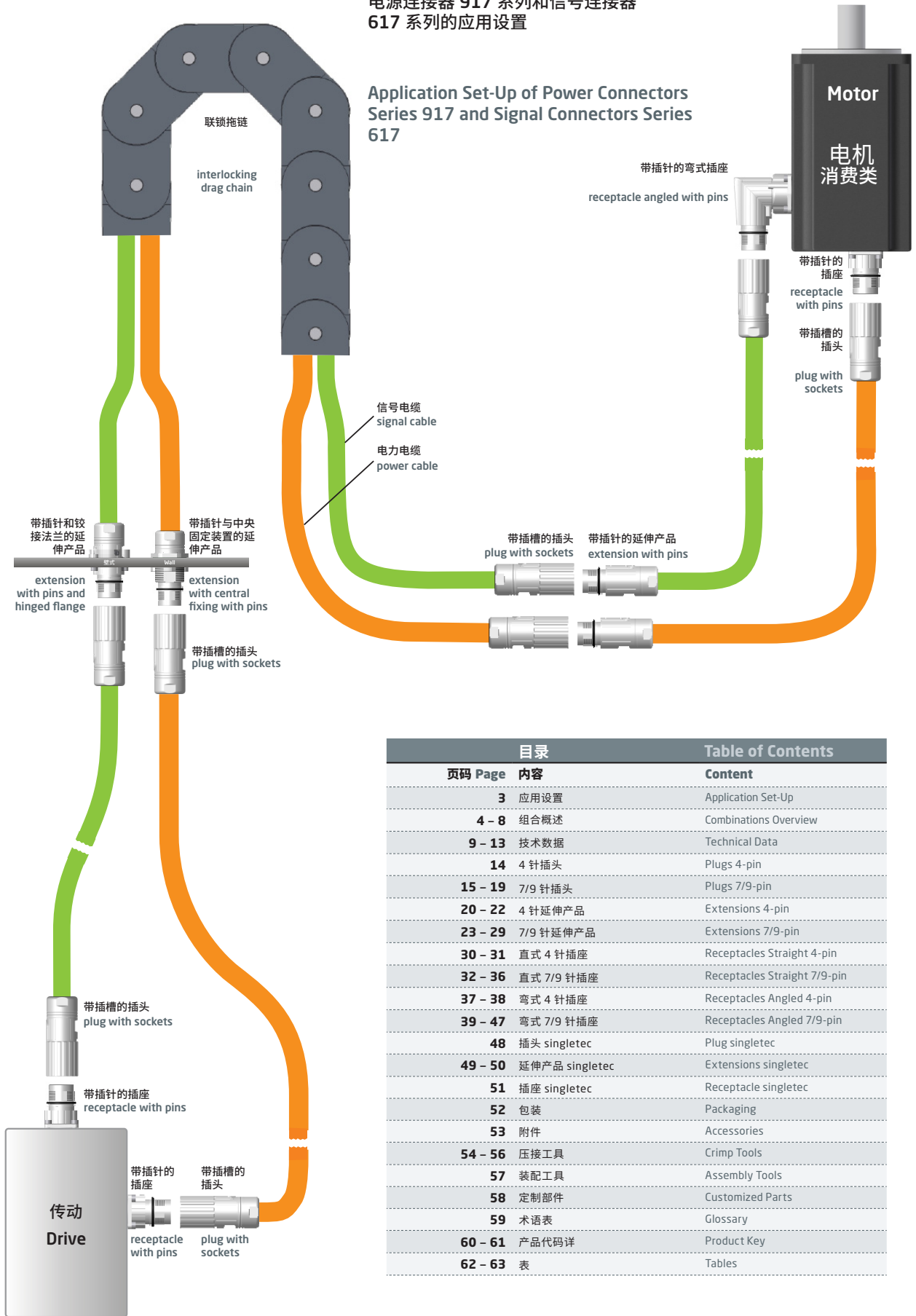
With know-how and market expertise we challenge existing standards. We take a visionary approach to determine the connector technology of the future to provide our customers with innovative and market-oriented solutions.

Our connectors follow highly sophisticated engineering principles safeguarding an extremely easy and efficient assembly process.

By elaborating highly user-friendly optimum system solutions which are brought to the market in a very short time we quickly respond to our customers' needs. This is the key strength of TE Connectivity and the INTERCONTEC products.

电源连接器 917 系列和信号连接器 617 系列的应用设置

Application Set-Up of Power Connectors Series 917 and Signal Connectors Series 617



目录		Table of Contents	
页码 Page	内容		Content
3	应用设置		Application Set-Up
4 - 8	组合概述		Combinations Overview
9 - 13	技术数据		Technical Data
14	4 针插头		Plugs 4-pin
15 - 19	7/9 针插头		Plugs 7/9-pin
20 - 22	4 针延伸产品		Extensions 4-pin
23 - 29	7/9 针延伸产品		Extensions 7/9-pin
30 - 31	直式 4 针插座		Receptacles Straight 4-pin
32 - 36	直式 7/9 针插座		Receptacles Straight 7/9-pin
37 - 38	弯式 4 针插座		Receptacles Angled 4-pin
39 - 47	弯式 7/9 针插座		Receptacles Angled 7/9-pin
48	插头 singletec		Plug singletec
49 - 50	延伸产品 singletec		Extensions singletec
51	插座 singletec		Receptacle singletec
52	包装		Packaging
53	附件		Accessories
54 - 56	压接工具		Crimp Tools
57	装配工具		Assembly Tools
58	定制部件		Customized Parts
59	术语表		Glossary
60 - 61	产品代码详		Product Key
62 - 63	表		Tables

插头 4 针 页码14
7/9 针 页码15-18


Plugs 4-pin p. 14
7/9-pin p. 15-18

延伸产品 4 针 页码20-22
7/9 针 页码23-28

Extensions 4-pin p. 20-22
7/9-pin p. 23-28



绝缘插头 Insulation Inserts



可实现压接连接的
转向端子

turned contacts with
crimp connection

插头 7/9 针 D-Sub 页码19

延伸产品 7/9 针 D-Sub 页码29

Plugs 7/9-pin D-Sub p. 19

Extensions 7/9-pin D-Sub p. 29



绝缘插头
Insulation Inserts

7 针 (6+PE)
7-pin (6+PE)



9 针 (8+PE)
9-pin (8+PE)



D-Sub 版本的
Bandoleer 端子
bandoleer contacts
in D-Sub version

直式插座

Receptacles Straight

4 针
7/9 针

4-pin
7/9-pin

页码30-31
页码32-36

p. 30-31
p. 32-36



弯式插座

Receptacles Angled

4 针
7/9 针

4-pin
7/9-pin

页码37-38
页码39-45

p. 37-38
p. 39-45



绝缘插头



Insulation Inserts

4 针 (3+PE)
4-pin (3+PE)

7 针 (6+PE)
7-pin (6+PE)

7 针 (6+PE)
7-pin (6+PE)

9 针 (3+PE+5)
9-pin (3+PE+5)



bis 2,5 mm²

bis 1 mm²

bis 1 mm²

bis 1,5 mm²

bis 1,5 mm²

bis 1,5 mm²

可实现压接连接的
转向端子

turned contacts with
crimp connection

弯式插座

7/9 针 D-Sub

页码46-47

Receptacles Angled

7/9-pin D-Sub

p. 46-47



绝缘插头
Insulation Inserts

7 针 (6+PE)
7-pin (6+PE)



9 针 (8+PE)
9-pin (8+PE)



D-Sub 版本的
Bandoleer 端子
bandoleer contacts
in D-Sub version

singletec

插头
Plug
页码48
p. 48

延伸产品
Extensious
页码49-50
p. 49-50

插座
Receptacle
页码51
p. 51



绝缘插头
Insulation Inserts

1 针
1-pin



可实现压接连接的
转向端子插槽

turned contact sockets with
crimp connection

1 针
1-pin



可实现压接连接的
转向端子插针

turned contact pins with
crimp connection

DIN EN ISO 9001:2015

质量

根据 DIN EN ISO 9001:2015 质量管理体系, 为全球用户提供符合标准的质量。

根据这些国家和国际标准进行的资格认证正在 Niederwinkling 的内部测试实验室进行。

在许多方面都超过国家和国际标准的严格且特殊的 Intercontec 要求基于特定公司标准而设定, 并通过 Intercontec 实验室中的真实测试进行记录和验证。连接器组件的高自动化水平以及生产过程中的实时控制提供了非常高的工艺可靠性和出色质量。

所有经过压接机加工的端子都经过拔出力和压接质量测试。定期进行显微切片测试和插接次数测试。

在生产过程中, 在 IP 防护、插针配置、连续性和插接测试方面集成了实时控制功能, 可确保我们的电缆组件具有出色的性能。

产品认证

请在以下位置查找所有相关产品认证:

<https://www.te.com/global-en/products/brands/intercontec.html>

Quality

The quality management system according to DIN EN ISO 9001:2015 provides standard conforming quality for users worldwide.

Qualifications for certifications according to these national and international standards are being performed at the in-house test laboratory in Niederwinkling.

Very high, special INTERCONTEC demands, which surpass national and international standards in many regards are set in specific company standards, documented and verified with real life tests in the INTERCONTEC laboratory. The high automation level of the connector assembly with real-time control during production provides highest process liability and optimum quality.

All contacts that are processed with a crimp machine are extraction force and crimp quality tested. In regular intervals microscopic micro-section tests and mating cycle tests are conducted.

Integrated real-time controls during production in terms of IP protection, pin configuration, continuity and mating tests guarantee optimum performance of our cable assemblies.

Product Certifications

Please find all relevant product certificates under:

<https://www.te.com/global-en/products/brands/intercontec.html>

DIN 60529

IP 66/67

IP 防护等级符合 EN 60529

除非另有特别说明, 否则所有 Intercontec 连接器均具有 IP 66/67 防护等级。根据设计规格, 连接器必须能够抵御限制性能的环境影响(灰尘、湿度、清洁溶剂等)。

(参见附录中的表格)

IP Protection Rating according to EN 60529

All INTERCONTEC connectors are IP 66/67 rated unless specifically stated otherwise. According to the design specification connectors have to be protected against environmental influences that limit the performance (dust, humidity, cleaning solvents, etc.).

(see tables in the appendix)

DIN EN ISO 60512

屏蔽和电磁兼容性 (EMC)

Intercontec 屏蔽层涂抹在可同轴旋转 360 度的外壳上, 能够提供出色的电磁兼容性。根据 EMC 法规, 设备必须满足以下标准:

1. 电磁干扰必须限制在可完成预期操作的范围内。
2. 设备必须提供适当的抗电磁干扰电阻, 以确保能够完成预期操作。

Shielding and Electromagnetic Compatibility (EMC)

The INTERCONTEC shielding rests on the housing coaxially 360° which provides optimum electromagnetic compatibility. According to legal EMC regulations devices must fulfill the following standards:

1. Electromagnetic interference must be limited to the degree that the intended operation is possible.
2. Devices must provide an appropriate resistance against electromagnetic interference to ensure the intended operation is possible.

载流量

有关载流量的所有规格均在 Intercontec 实验室中根据 DIN EN 60512 确定。在此过程中, 将创建一个载流量图表 (降额曲线), 其中显示了同时流经所有端子的最大连续电流。

温度上限由端子和绝缘材料的热特性确定。环境温度与工作电流引起的温度上升值之和不得超过连接器的温度限值。

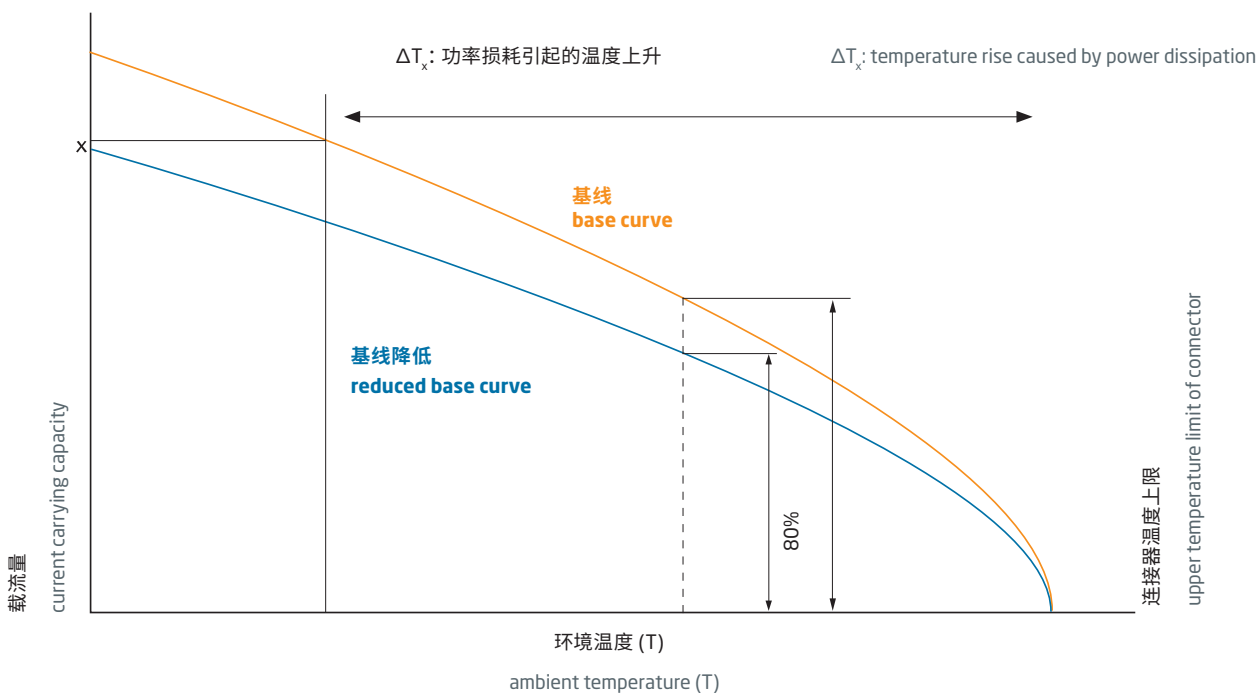
载流量不是一个恒定值, 而是随着环境温度的升高而降低。

Current Carrying Capacity

All specifications regarding electric current carrying capacity were determined in the INTERCONTEC laboratory according to DIN EN 60512. In this process a current carrying capacity diagram (derating curve) is created, which shows the maximum continuous current flowing through all contacts simultaneously.

The upper temperature limit is defined by the thermal characteristics of contact and insulation material. The sum of ambient temperature and the temperature rise caused by the operating current must not exceed the temperature limit of the connector.

The current carrying capacity is not a constant value, but decreases with rising ambient temperature.



材料		
外壳	锌压铸	
连接螺母	镀镍黄铜, 镀锌压铸锌	用于连接带螺纹的螺母 用于 Speedtec 连接螺母
绝缘插头	PA/PBT、UL 94/V0	对于连接器的绝缘插头, 主要使用 PBT 和高质量 PA 变体, 特别适用于高应力技术压铸件。这种塑料具有非常好的化学、电气和机械性能。
端子	镀金黄铜	端子特性主要由所用材料决定。 其中特别重要的是: ▶ 稳定性和灵活性特性 ▶ 导电性 ▶ 最高工作温度 ▶ 成形性
密封件	FPM	必须使用特殊密封件来满足耐油、耐油脂、耐溶剂、耐酸、耐碱和耐化学物以及极端温度应力的工业要求。在 Intercontec, 这种标准材料是氟橡胶 [Viton]。
	EPDM	对于需要耐候、抗臭氧、抗紫外线和耐 -50°C 低温的特殊户外应用, 我们使用三元乙丙橡胶 (EPDM)。
夹圈	镀镍黄铜	

Materials		
Housing	zinc diecast	
Connecting Nut	brass nickel-plated, zinc diecast nickel-plated	for connecting nuts with screw thread for SpeedTec connecting nut
Insulation Insert	PA/PBT, UL 94/V0	For insulation inserts of connectors mostly PBT and high-quality PA-variants are used that are especially suitable for highly stressed technical diecast parts. The plastic has very good chemical, electrical and mechanical properties.
Contacts	brass gold plated	Contact characteristics are mainly determined by the materials used. Especially important among others are: ▶ stability and flexibility characteristics ▶ electrical conductivity ▶ max. operating temperature ▶ formability
Seals	FPM	Special seals have to be used to cope with industrial requirements for resistance against oil, grease, solvents and acids, bases and chemicals as well as extreme temperature stress. At INTERCONTEC the standard material is fluor rubber [Viton].
	EPDM	For special outdoor applications, which require weather, ozone, UV and temperature resistance down to -50° C we use ethylene propylen dien rubber (EPDM).
Clamp Ring	brass nickel-plated	

数据依据 VDE 0110/EN 61984, 部件 6.19.2.2

污染度	3
过压类别	III
最大操作高度	2000m

可根据请求提供单独的 VDE 认证和认可。

Data according to VDE 0110/EN 61984, part 6.19.2.2

pollution degree	3
over voltage category	III
max. height for operation	2000m







Individual VDE certifications and accreditations available on request.

般技术数据

端子安装方式 压接压接版本
温度范围 -20 °C 至 130 °C / 从 -50 °C 起可选
防护类型 IP 66/67 (连接时)
屏蔽 EMC 屏蔽外壳
插接次数 最少 500 次
线径范围 Ø 3.5 – Ø 12.0 mm
锁定类 螺钉螺钉版本 M17 x 1; 快锁系统 SpeedTec

General Technical Data

Contact Terminations crimp version
Temperature Range -20° C to 130° C / optional from -50°C
Protection Type IP 66/67 when connected
Shielding EMC shielded housing
Mating Cycles min. 500
Clamping Range Ø 3.5 – Ø 12.0 mm
Locking Types screw version M17 x 1; quick lock system SpeedTec

电气数据		Electrical Data						
	最大连接横截面处的 额定电流 rated current at max. connection cross section		额定电压 (AC/DC) rated voltage (AC/DC)		额定绝缘电压 rated insulation voltage	插针数 numbers of pins	端子 Ø contact Ø	最大横截面 max. cross section
	[A] nach VDE	[A] nach UL (USR)	[V] nach VDE	[V] nach UL (USR)	[kV]		[mm]	[mm ²]
4 	20	20	630	600	6	4 (3+PE)	1,5	2,5
7 	14	14	630	600	6	7 (6+PE)	1	1,5
9 	14 3,6	14 3,6	630 63	600 63	6 1,5	4 (3+PE) 5	1 0,6	1,5 0,5
1 	64		630		8	1	3,6	10
7 D-Sub 	8	8	630	750 AC 890 DC	6	7 (6+PE)	1	AWG 18-28
9 D-Sub 		8 1		750 AC / 890 DC 63	6	9 (8+PE)	1	AWG 18-28

绝缘插头和端子

Insulation Inserts and Contacts



7 针插槽 P 代码 3 **7-pin Socket P Code 3**
7 x Ø 1 mm (6+PE)

最大连接横截面 1.5 mm²
max. connection cross section 1.5 mm²



货号 Art. No. 插接视图 mating view



7 针插槽 P 代码 2 **7-pin Socket P Code 2**
7 x Ø 1 mm (6+PE)

最大连接横截面 1.5 mm²
max. connection cross section 1.5 mm²



货号 Art. No. 插接视图 mating view



7 针端子 E 代码 3 **7-pin Contact E Code 3**
7 x Ø 1 mm (6+PE)

最大连接横截面 1.0 mm²
max. connection cross section 1.0 mm²



货号 Art. No. 插接视图 mating view



Bandoleer 端子插针 **Bandoleer Contact Pin**
Ø 1 mm **Ø 1 mm**
不是产品内容的一部分 Not part of product contents



Ø 1 mm
压接尺寸 1 (0.03 - 0.08 mm²)
crimping size 1 (0.03 - 0.08 mm²)
61.170.80

Ø 1 mm
压接尺寸 2 (0.08 - 0.20 mm²)
crimping size 2 (0.08 - 0.20 mm²)
61.171.80

Ø 1 mm
压接尺寸 3 (0.20 - 0.52 mm²)
crimping size 3 (0.20 - 0.52 mm²)
61.172.80

Ø 1 mm
压接尺寸 4 (0.75 - 1.0 mm²)
crimping size 4 (0.75 - 1.0 mm²)
61.173.80

货号 Art. No.



端子插槽 Ø 1 mm **Contact Socket Ø 1 mm**
不是产品内容的一部分 Not part of product contents



Ø 1 mm
钢丝弹簧, 压接范围 0.5-1.5mm²
wire spring, crimping range 0.5 - 1.5mm²
60.159.11



端子插槽 Ø 1 mm **Contact Socket Ø 1 mm**
不是产品内容的一部分 Not part of product contents



Ø 1 mm
钢丝弹簧, 压接范围 0.5-1.5mm²
wire spring, crimping range 0.5 - 1.5mm²
60.159.11



端子插针 Ø 1 mm **Contact Pin Ø 1 mm**
不是产品内容的一部分 Not part of product contents



Ø 1 mm
压接范围 0.14 - 1.0 mm²
crimping range 0.14 - 1.0 mm²
61.004.11



Ø 1 mm
压接范围 0.03 - 0.34 mm²
crimping range 0.03 - 0.34 mm²
61.083.11

绝缘插头和端子

Insulation Inserts and Contacts



7 针端子 E 代码 2 **7-pin Contact E Code 2**
7 x Ø 1 mm (6+PE)

最大连接横截面 1.0 mm²
max. connection cross section 1.0 mm²



插接视图
mating view



Bandoleer 端子插针 **Bandoleer Contact Pin**
Ø 1 mm **Ø 1 mm**
不是产品内容的一部分 Not part of product contents



Ø 1 mm

压接尺寸 1 (0.03 - 0.08 mm²)
crimping size 1 (0.03 - 0.08 mm²)
61.170.80

Ø 1 mm

压接尺寸 2 (0.08 - 0.20 mm²)
crimping size 2 (0.08 - 0.20 mm²)
61.171.80

Ø 1 mm

压接尺寸 3 (0.20 - 0.52 mm²)
crimping size 3 (0.20 - 0.52 mm²)
61.172.80

Ø 1 mm

压接尺寸 4 (0.75 - 1.0 mm²)
crimping size 4 (0.75 - 1.0 mm²)
61.173.80

货号 Art. No.



7 针端子 E 代码 3 **7-pin Contact E Code 3**
7 x Ø 1 mm (6+PE)

最大连接横截面 1.5 mm²
max. connection cross section 1.5 mm²



插接视图
mating view



端子插针 Ø 1 mm **Contact Pin Ø 1 mm**
不是产品内容的一部分 Not part of product contents



Ø 1 mm

压接范围 0.5 - 1.5 mm²
crimping range 0.5 - 1.5 mm²
61.141.11

货号 Art. No.



7 针端子 E 代码 2 **7-pin Contact E Code 2**
7 x Ø 1 mm (6+PE)

最大连接横截面 1.5 mm²
max. connection cross section 1.5 mm²



插接视图
mating view



端子插针 Ø 1 mm **Contact Pin Ø 1 mm**
不是产品内容的一部分 Not part of product contents



Ø 1 mm

压接范围 0.5 - 1.5 mm²
crimping range 0.5 - 1.5 mm²
61.141.11

货号 Art. No.

绝缘插头和端子

Insulation Inserts and Contacts



9 针插槽 P 代码 3 **9-pin Socket P Code 3**
4 x \varnothing 1 mm (3+PE) + 5 x \varnothing 0,6 mm
 \varnothing 1 mm \varnothing 0,6 mm
 最大连接横截面 1.5 mm² 最大连接横截面 0.5 mm²
 max. connection cross section 1.5 mm² max. connection cross section 0.5 mm²



插接视图
mating view



端子插槽 \varnothing 1 mm **Contact Socket \varnothing 1 mm**
 不是产品内容的一部分 Not part of product contents



\varnothing 1 mm
 钢丝弹簧, 压接范围 0.5-1.5mm²
 wire spring, crimping range 0.5 - 1.5mm²

货号 Art. No. **60.159.11**



端子插槽 \varnothing 0.6 mm **Contact Socket \varnothing 0.6 mm**
 不是产品内容的一部分 Not part of product contents



\varnothing 0,6 mm
 开槽, 压接范围 0.14-0.5 mm²
 slotted, crimping range 0.14-0.5 mm²

货号 Art. No. **60.205.11**



9 针端子 E 代码 3 **9-pin Contact E Code 3**
4 x \varnothing 1 mm (3+PE) + 5 x \varnothing 0,6 mm
 \varnothing 1 mm \varnothing 0,6 mm
 最大连接横截面 1.5 mm² 最大连接横截面 0.5 mm²
 max. connection cross section 1.5 mm² max. connection cross section 0.5 mm²



插接视图
mating view



端子插针 \varnothing 1 mm **Contact Pin \varnothing 1 mm**
 不是产品内容的一部分 Not part of product contents



\varnothing 1 mm
 压接范围 0.5 - 1.5 mm²
 crimping range 0.5 - 1.5 mm²

货号 Art. No. **61.141.11**



端子插针 \varnothing 0.6 mm **Contact Pin \varnothing 0.6 mm**
 不是产品内容的一部分 Not part of product contents



\varnothing 0,6 mm
 压接范围 0.14 - 0.5 mm²
 crimping range 0.14 - 0.5 mm²

货号 Art. No. **61.178.11**

电缆固定夹

Cable Clamps



冠状夹具 **Crown Clamp**
 适用于电缆夹紧范围 3.5-6.0 mm suitable for cable clamping range 3.5 - 6.0 mm

集成式密封、防扭曲和同轴冠状屏蔽连接。 Integrated seal, anti-twist protection and coaxial crown shield connection.



适用于电缆夹紧范围 6.0-9.5 mm suitable for cable clamping range 6.0 - 9.5 mm



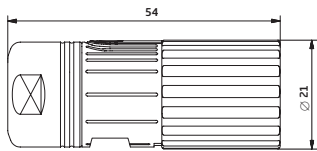
适用于电缆夹紧范围 9.5-12.0 mm suitable for cable clamping range 9.5 - 12.0 mm



A 镀镍 nickel-plated

插头
带耦合螺母 M17,
用于 D-Sub 绝缘插头

Plug
with coupling nut M17
for D-Sub insulation inserts



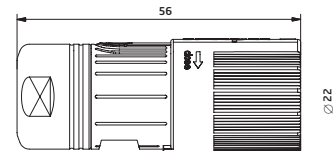
SpeedTec
QUICK LOCKING SYSTEM



A 镀镍 nickel-plated

插头
带 SpeedTec 快速锁定紧固件,
用于 D-Sub 绝缘插头

Plug
with SpeedTec quick lock
fastener for D-Sub insulation
inserts



绝缘插头和端子

Insulation Inserts and Contacts



7 针插槽 P D-Sub
7 x Ø 1 mm (6+PE)
AWG 18-28

7-pin Socket P D-Sub



插接视图
mating view




类似图示
illustration similar

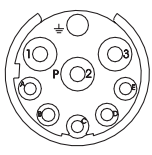


9 针插槽 P D-Sub
9 x Ø 1 mm (8+PE)
AWG 18-28

9-pin Socket P D-Sub



插接视图
mating view



类似图示
illustration similar



Bandoleer 端子插槽
D-Sub Ø 1 mm
不是产品内容的一部分

Bandoleer Contact
Socket D-Sub Ø 1 mm
Not part of product contents



Ø 1 mm
AWG 24-28

60.218.00
1658538-2



Ø 1 mm
AWG 20-24

60.438.00
1658537-3

货号:IC Art. No. IC
货号 TE Art. No. TE



Ø 1 mm
AWG 18-22

60.457.00
1658542-1

货号:IC Art. No. IC
货号 TE Art. No. TE

电缆固定夹

Cable Clamps



冠状夹具
适用于电缆夹紧范围 3.5-6.0 mm

Crown Clamp
suitable for cable clamping range 3.5 - 6.0 mm

集成式密封、防扭曲和同轴冠状屏蔽连接。

Integrated seal, anti-twist protection and coaxial crown shield connection.



适用于电缆夹紧范围 6.0-9.5 mm

suitable for cable clamping range 6.0 - 9.5 mm



适用于电缆夹紧范围 9.5-12.0 mm

suitable for cable clamping range 9.5 - 12.0 mm



A 镀镍

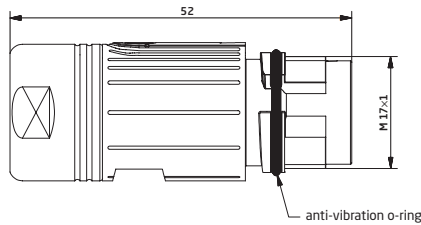
nickel-plated

延伸产品

带外螺纹 M17 x 1 和防振 O 型环, 支持 SpeedTec, 用于绝缘插头 7/9 针

Extension

with outside thread M17 x 1 and anti-vibration o-ring, SpeedTec-ready, for insulation insert 7/9-pin



A 镀镍

nickel-plated

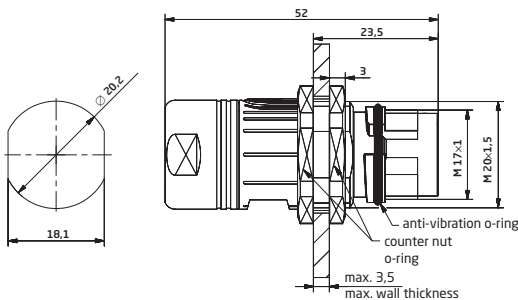
延伸产品

带外螺纹 M17 x 1 和防振 O 型环, 支持 SpeedTec, 通过两个埋头螺母 M20 x 1.5 实现中央安装, 可调节端挡板, 最大壁厚 13 mm, 用于绝缘插头 7/9 针

Extension

with outside thread M17 x 1 and anti-vibration o-ring, SpeedTec-ready, central mount with two counter nuts M20 x 1.5, variable end stop, wall thickness 3.5 mm max., for insulation insert 7/9-pin

Mounting hole



A 镀镍

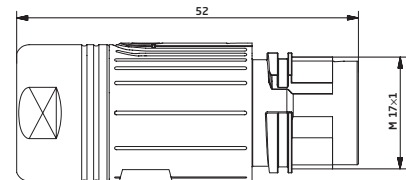
nickel-plated

延伸产品

用于 SpeedTec 快速锁定紧固件和 7/9 针绝缘插头

Extension

for SpeedTec quick lock fastener and insulation insert 7/9-pin



A 镀镍

nickel-plated

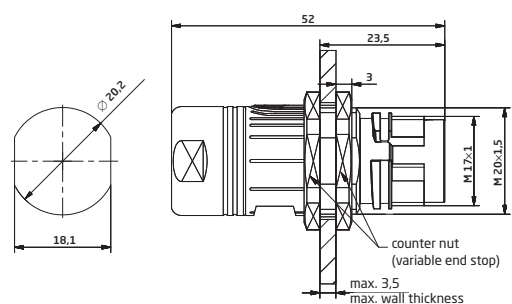
延伸产品

用于 SpeedTec 快速锁定紧固件, 通过两个埋头螺母 M20 x 1.5 实现中央安装, 可调节端挡板, 最大壁厚 3.5 mm, 用于绝缘插头 7/9 针

Extension

for SpeedTec quick lock fastener, central mount with two counter nuts M20 x 1.5, variable end stop, wall thickness 3.5 mm max., for insulation insert 7/9-pin

Mounting hole



绝缘插头和端子

Insulation Inserts and Contacts



7 针插槽 P 代码 3 **7-pin Socket P Code 3**
7 x Ø 1 mm (6+PE)

最大连接横截面 1.5 mm²
 max. connection cross section 1.5 mm²




货号 Art. No. 插接视图 mating view



7 针插槽 P 代码 2 **7-pin Socket P Code 2**
7 x Ø 1 mm (6+PE)

最大连接横截面 1.5 mm²
 max. connection cross section 1.5 mm²



货号 Art. No. 插接视图 mating view



7 针端子 E 代码 3 **7-pin Contact E Code 3**
7 x Ø 1 mm (6+PE)

最大连接横截面 1.0 mm²
 max. connection cross section 1.0 mm²



货号 Art. No. 插接视图 mating view



Bandoleer 端子插针 **Bandoleer Contact Pin**
Ø 1 mm **Ø 1 mm**
 不是产品内容的一部分 Not part of product contents



Ø 1 mm
 压接尺寸 1 (0.03 - 0.08 mm²)
 crimping size 1 (0.03 - 0.08 mm²)
61.170.80



Ø 1 mm
 压接尺寸 2 (0.08 - 0.20 mm²)
 crimping size 2 (0.08 - 0.20 mm²)
61.171.80



Ø 1 mm
 压接尺寸 3 (0.20 - 0.52 mm²)
 crimping size 3 (0.20 - 0.52 mm²)
61.172.80



Ø 1 mm
 压接尺寸 4 (0.75 - 1.0 mm²)
 crimping size 4 (0.75 - 1.0 mm²)
61.173.80



端子插槽 Ø 1 mm **Contact Socket Ø 1 mm**
 Nicht im Lieferumfang enthalten Not part of product contents



Ø 1 mm
 钢丝弹簧, 压接范围 0.5 - 1.5 mm²
 wire spring, crimping range 0.5 - 1.5 mm²
60.159.11



端子插槽 Ø 1 mm **Contact Socket Ø 1 mm**
 Nicht im Lieferumfang enthalten Not part of product contents



Ø 1 mm
 钢丝弹簧, 压接范围 0.5 - 1.5 mm²
 wire spring, crimping range 0.5 - 1.5 mm²
60.159.11



端子插针 Ø 1 mm **Contact Pin Ø 1 mm**
 Nicht im Lieferumfang enthalten Not part of product contents



Ø 1 mm
 压接范围 0.14 - 1.0 mm²
 crimping range 0.14 - 1.0 mm²
61.004.11



Ø 1 mm
 压接范围 0.03 - 0.34 mm²
 crimping range 0.03 - 0.34 mm²
61.083.11

绝缘插头和端子

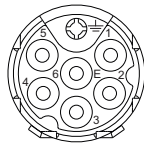
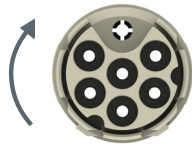
Insulation Inserts and Contacts



7 针端子 E 代码 2
7 x Ø 1 mm (6+PE)

7-pin Contact E Code 2

最大连接横截面 1.0 mm²
max. connection cross section 1.0 mm²



插接视图
mating view



Bandoleer 端子插针
Ø 1 mm
不是产品内容的一部分

Bandoleer Contact Pin
Ø 1 mm
Not part of product contents



Ø 1 mm

压接尺寸 1 (0.03 - 0.08 mm²)
crimping size 1 (0.03 - 0.08 mm²)
61.170.80

Ø 1 mm

压接尺寸 2 (0.08 - 0.20 mm²)
crimping size 2 (0.08 - 0.20 mm²)
61.171.80

Ø 1 mm

压接尺寸 3 (0.20 - 0.52 mm²)
crimping size 3 (0.20 - 0.52 mm²)
61.172.80

Ø 1 mm

压接尺寸 4 (0.75 - 1.0 mm²)
crimping size 4 (0.75 - 1.0 mm²)
61.173.80

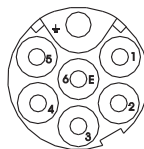

货号 Art. No.



7 针端子 E 代码 3
7 x Ø 1 mm (6+PE)

7-pin Contact E Code 3

最大连接横截面 1.5 mm²
max. connection cross section 1.5 mm²



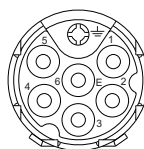
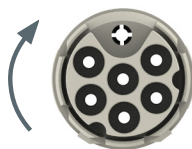
插接视图
mating view



7 针端子 E 代码 2
7 x Ø 1 mm (6+PE)

7-pin Contact E Code 2

最大连接横截面 1.5 mm²
max. connection cross section 1.5 mm²



插接视图
mating view



端子插针 Ø 1 mm
不是产品内容的一部分

Contact Pin Ø 1 mm
Not part of product contents



Ø 1 mm

压接范围 0.5 - 1.5 mm²
crimping range 0.5 - 1.5 mm²
61.141.11

货号 Art. No.



端子插针 Ø 1 mm
不是产品内容的一部分

Contact Pin Ø 1 mm
Not part of product contents



Ø 1 mm

压接范围 0.5 - 1.5 mm²
crimping range 0.5 - 1.5 mm²
61.141.11

货号 Art. No.

绝缘插头和端子

Insulation Inserts and Contacts



9 针插槽 P 代码 3 **9-pin Socket P Code 3**
4 x \varnothing 1 mm (3+PE) + 5 x \varnothing 0,6 mm
 \varnothing 1 mm \varnothing 0,6 mm
 最大连接横截面 1.5 mm² 最大连接横截面 0.5 mm²
 max. connection cross section 1.5 mm² max. connection cross section 0.5 mm²



插接视图
mating view



端子插槽 \varnothing 1 mm **Contact Socket \varnothing 1 mm**
 不是产品内容的一部分 Not part of product contents



\varnothing 1 mm
 钢丝弹簧, 压接范围 0.5-1.5mm²
 wire spring, crimping range 0.5 - 1.5mm²

货号 Art. No.

60.159.11



端子插槽 \varnothing 0.6 mm **Contact Socket \varnothing 0.6 mm**
 不是产品内容的一部分 Not part of product contents



\varnothing 0,6 mm
 开槽, 压接范围 0.14-0.5 mm²
 slotted, crimping range 0.14-0.5 mm²

60.205.11



9 针端子 E 代码 3 **9-pin Contact E Code 3**
4 x \varnothing 1 mm (3+PE) + 5 x \varnothing 0,6 mm
 \varnothing 1 mm \varnothing 0,6 mm
 最大连接横截面 1.5 mm² 最大连接横截面 0.5 mm²
 max. connection cross section 1.5 mm² max. connection cross section 0.5 mm²



插接视图
mating view



端子插针 \varnothing 1 mm **Contact Pin \varnothing 1 mm**
 不是产品内容的一部分 Not part of product contents



\varnothing 1 mm
 压接范围 0.5 - 1.5 mm²
 crimping range 0.5 - 1.5 mm²

货号 Art. No.

61.141.11



端子插针 \varnothing 0.6 mm **Contact Pin \varnothing 0.6 mm**
 不是产品内容的一部分 Not part of product contents



\varnothing 0,6 mm
 压接范围 0.14 - 0.5 mm²
 crimping range 0.14 - 0.5 mm²

61.178.11

电缆固定夹

Cable Clamps



冠状夹具 **Crown Clamp**
 适用于电缆夹紧范围 3.5-6.0 mm suitable for cable clamping range 3.5 - 6.0 mm

集成式密封、防扭曲和同轴冠状屏蔽连接。 Integrated seal, anti-twist protection and coaxial crown shield connection.



适用于电缆夹紧范围 6.0-9.5 mm suitable for cable clamping range 6.0 - 9.5 mm



适用于电缆夹紧范围 9.5-12.0 mm suitable for cable clamping range 9.5 - 12.0 mm

绝缘插头和端子

Insulation Inserts and Contacts

8 8 0

7 针插槽 P 代码 3 **7-pin Socket P Code 3**
7 x Ø 1 mm (6+PE)

最大连接横截面 1.5 mm²
 max. connection cross section 1.5 mm²




货号 Art. No. 插接视图 mating view

9 0 0

7 针插槽 P 代码 2 **7-pin Socket P Code 2**
7 x Ø 1 mm (6+PE)

最大连接横截面 1.5 mm²
 max. connection cross section 1.5 mm²



货号 Art. No. 插接视图 mating view

8 6 3

7 针端子 E 代码 3 **7-pin Contact E Code 3**
7 x Ø 1 mm (6+PE)

最大连接横截面 1.0 mm²
 max. connection cross section 1.0 mm²



货号 Art. No. 插接视图 mating view

NN 0 0

Bandoleer 端子插针 **Bandoleer Contact Pin**
Ø 1 mm **Ø 1 mm**
 不是产品内容的一部分 Not part of product contents



Ø 1 mm
 压接尺寸 1 (0.03 - 0.08 mm²)
 crimping size 1 (0.03 - 0.08 mm²)
61.170.80



Ø 1 mm
 压接尺寸 2 (0.08 - 0.20 mm²)
 crimping size 2 (0.08 - 0.20 mm²)
61.171.80



Ø 1 mm
 压接尺寸 3 (0.20 - 0.52 mm²)
 crimping size 3 (0.20 - 0.52 mm²)
61.172.80



Ø 1 mm
 压接尺寸 4 (0.75 - 1.0 mm²)
 crimping size 4 (0.75 - 1.0 mm²)
61.173.80

NN 0 0

端子插槽 Ø 1 mm **Contact Socket Ø 1 mm**
 不是产品内容的一部分 Not part of product contents



Ø 1 mm
 钢丝弹簧, 压接范围 0.5-1.5mm²
 wire spring, crimping range 0.5 - 1.5mm²
60.159.11

NN 0 0

端子插槽 Ø 1 mm **Contact Socket Ø 1 mm**
 不是产品内容的一部分 Not part of product contents



Ø 1 mm
 钢丝弹簧, 压接范围 0.5-1.5mm²
 wire spring, crimping range 0.5 - 1.5mm²
60.159.11

NN 0 0

端子插针 Ø 1 mm **Contact Pin Ø 1 mm**
 不是产品内容的一部分 Not part of product contents



Ø 1 mm
 压接范围 0.14 - 1.0 mm²
 crimping range 0.14 - 1.0 mm²
61.004.11



Ø 1 mm
 压接范围 0.03 - 0.34 mm²
 crimping range 0.03 - 0.34 mm²
61.083.11

绝缘插头和端子

Insulation Inserts and Contacts



7 针端子 E 代码 2 **7-pin Contact E Code 2**
7 x Ø 1 mm (6+PE)

最大连接横截面 1.0 mm²
 max. connection cross section 1.0 mm²



插接视图
mating view



Bandoleer 端子插针 **Bandoleer Contact Pin**
Ø 1 mm **Ø 1 mm**
 不是产品内容的一部分 Not part of product contents



<p>Ø 1 mm 压接尺寸 1 (0.03 - 0.08 mm²) crimping size 1 (0.03 - 0.08 mm²) 61.170.80</p>	<p>Ø 1 mm 压接尺寸 2 (0.08 - 0.20 mm²) crimping size 2 (0.08 - 0.20 mm²) 61.171.80</p>	<p>Ø 1 mm 压接尺寸 3 (0.20 - 0.52 mm²) crimping size 3 (0.20 - 0.52 mm²) 61.172.80</p>	<p>Ø 1 mm 压接尺寸 4 (0.75 - 1.0 mm²) crimping size 4 (0.75 - 1.0 mm²) 61.173.80</p>
---	---	---	---



7 针端子 E 代码 3 **7-pin Contact E Code 3**
7 x Ø 1 mm (6+PE)

最大连接横截面 1.5 mm²
 max. connection cross section 1.5 mm²



插接视图
mating view



7 针端子 E 代码 2 **7-pin Contact E Code 2**
7 x Ø 1 mm (6+PE)

最大连接横截面 1.5 mm²
 max. connection cross section 1.5 mm²



插接视图
mating view



端子插针 Ø 1 mm
 不是产品内容的一部分

Contact Pin Ø 1 mm
 Not part of product contents



<p>Ø 1 mm 压接范围 0.14 - 1.0 mm² crimping range 0.14 - 1.0 mm² 61.004.11</p>	<p>Ø 1 mm 压接范围 0.03 - 0.34 mm² crimping range 0.03 - 0.34 mm² 61.083.11</p>
--	--



端子插针 Ø 1 mm
 不是产品内容的一部分

Contact Pin Ø 1 mm
 Not part of product contents



Ø 1 mm
 压接范围 0.5 - 1.5 mm²
 crimping range 0.5 - 1.5 mm²
61.141.11

货号 Art. No.

货号 Art. No.



端子插针 Ø 1 mm
 不是产品内容的一部分

Contact Pin Ø 1 mm
 Not part of product contents



Ø 1 mm
 压接范围 0.5 - 1.5 mm²
 crimping range 0.5 - 1.5 mm²
61.141.11

货号 Art. No.

绝缘插头和端子

Insulation Inserts and Contacts



9 针插槽 P 代码 3 **9-pin Socket P Code 3**
4 x \varnothing 1 mm (3+PE) + 5 x \varnothing 0,6 mm
 \varnothing 1 mm \varnothing 0,6 mm
 最大连接横截面 1.5 mm² 最大连接横截面 0.5 mm²
 max. connection cross section 1.5 mm² max. connection cross section 0.5 mm²



插接视图
mating view



端子插槽 \varnothing 1 mm **Contact Socket \varnothing 1 mm**
 不是产品内容的一部分 Not part of product contents



\varnothing 1 mm
 钢丝弹簧, 压接范围 0.5-1.5mm²
 wire spring, crimping range 0.5 - 1.5mm²

货号 Art. No.

60.159.11



端子插槽 \varnothing 0.6 mm **Contact Socket \varnothing 0.6 mm**
 不是产品内容的一部分 Not part of product contents



\varnothing 0,6 mm
 开槽, 压接范围 0.14-0.5 mm²
 slotted, crimping range 0.14-0.5 mm²

60.205.11



9 针端子 E 代码 3 **9-pin Contact E Code 3**
4 x \varnothing 1 mm (3+PE) + 5 x \varnothing 0,6 mm
 \varnothing 1 mm \varnothing 0,6 mm
 最大连接横截面 1.5 mm² 最大连接横截面 0.5 mm²
 max. connection cross section 1.5 mm² max. connection cross section 0.5 mm²



插接视图
mating view



端子插针 \varnothing 1 mm **Contact Pin \varnothing 1 mm**
 不是产品内容的一部分 Not part of product contents



\varnothing 1 mm
 压接范围 0.5 - 1.5 mm²
 crimping range 0.5 - 1.5 mm²

货号 Art. No.

61.141.11



端子插针 \varnothing 0.6 mm **Contact Pin \varnothing 0.6 mm**
 不是产品内容的一部分 Not part of product contents



\varnothing 0,6 mm
 压接范围 0.14 - 0.5 mm²
 crimping range 0.14 - 0.5 mm²

61.178.11



SpeedTec
QUICK LOCKING SYSTEM

B E D ■ ■ ■ ■ ■ ■ ■ ■ ■ ■ 00 151A ■ ■ ■ ■

C 铬酸钝化 chromated

可旋转弯式插座

带外螺纹 M17 x 1 和防振 O 型环, 支持 SpeedTec, 法兰安装 21 x 21 mm, 轴向 O 型环密封, 用于绝缘插头 7/9 针

Receptacle Angled Rotatable

with outside thread M17 x 1 and anti-vibration o-ring, SpeedTec-ready, flange mount 21 x 21 mm, axial o-ring seal, for insulation insert 7/9-pin

B E D ■ ■ ■ ■ ■ ■ ■ ■ ■ ■ 00 051A ■ ■ ■ ■

C 铬酸钝化 chromated

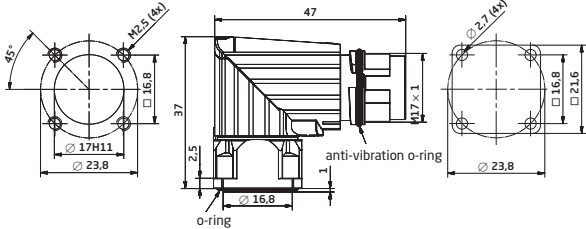
可旋转弯式插座

用于 SpeedTec 快速锁定紧固件, 法兰安装 21 x 21 mm, 轴向 O 型环密封, 用于绝缘插头 7/9 针

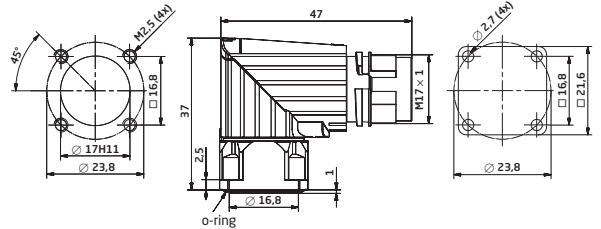
Receptacle Angled Rotatable

for SpeedTec quick lock fastener, flange mount 21 x 21 mm, axial o-ring seal, for insulation insert 7/9-pin

Mounting hole



Mounting hole



SpeedTec
QUICK LOCKING SYSTEM

B E D ■ ■ ■ ■ ■ ■ ■ ■ ■ ■ 00 152A ■ ■ ■ ■

C 铬酸钝化 chromated

可旋转弯式插座

带外螺纹 M17 x 1 和防振 O 型环, 支持 SpeedTec, 可旋转, 法兰安装 25 x 25 mm, 轴向 O 型环密封, 用于绝缘插头 7/9 针

Receptacle Angled Rotatable

with outside thread M17 x 1 and anti-vibration o-ring, SpeedTec-ready, rotatable, flange mount 25 x 25 mm, axial o-ring seal, for insulation insert 7/9-pin

B E D ■ ■ ■ ■ ■ ■ ■ ■ ■ ■ 00 052A ■ ■ ■ ■

C 铬酸钝化 chromated

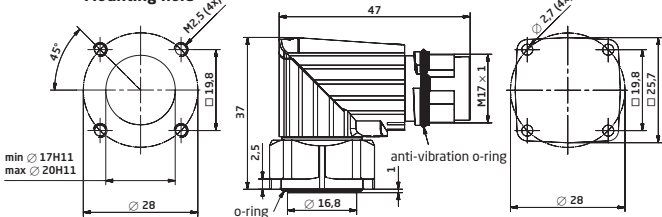
可旋转弯式插座

用于 SpeedTec 快速锁定紧固件, 可旋转, 法兰安装 25 x 25 mm, 轴向 O 型环密封, 用于绝缘插头 7/9 针

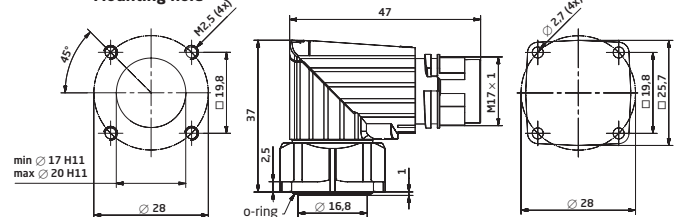
Receptacle Angled Rotatable

for SpeedTec quick lock fastener, rotatable, flange mount 25 x 25 mm, axial o-ring seal, for insulation insert 7/9-pin

Mounting hole



Mounting hole





B E D ■ ■ ■ ■ ■ ■ ■ ■ ■ ■ 00 150A ■ ■ ■ ■ ■ ■ ■ ■ ■ ■

C 铬酸钝化 chromated

可旋转弯式插座

带外螺纹 M17 x 1 和防振 O 型环, 支持 SpeedTec, 法兰安装 28 x 28 mm, 轴向 O 型环密封, 用于绝缘插头 7/9 针

Receptacle Angled Rotatable

with outside thread M17 x 1 and anti-vibration o-ring, SpeedTec-ready, flange mount 28 x 28 mm, axial o-ring seal, for insulation insert 7/9-pin



SpeedTec
QUICK LOCKING SYSTEM

B E D ■ ■ ■ ■ ■ ■ ■ ■ ■ ■ 00 050A ■ ■ ■ ■ ■ ■ ■ ■ ■ ■

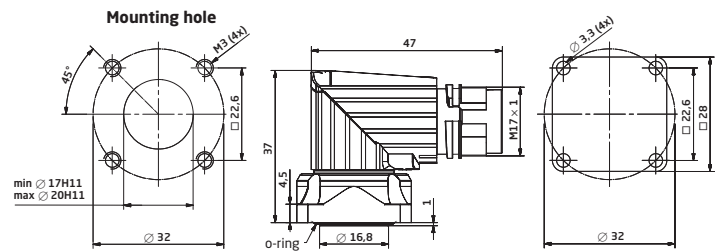
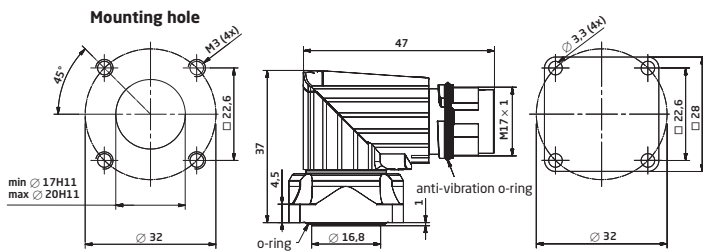
C 铬酸钝化 chromated

可旋转弯式插座

用于 SpeedTec 快速锁定紧固件, 法兰安装 28 x 28 mm, 轴向 O 型环密封, 用于绝缘插头 7/9 针

Receptacle Angled Rotatable


for SpeedTec quick lock fastener, flange mount 28 x 28 mm, axial o-ring seal, for insulation insert 7/9-pin



绝缘插头和端子 Insulation Inserts and Contacts



7 针插槽 P 代码 3 **7-pin Socket P Code 3**
7 x Ø 1 mm (6+PE)
 最大连接横截面 1.0 mm²
 max. connection cross section 1.0 mm²



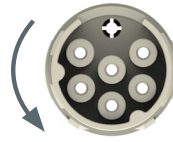
插接视图



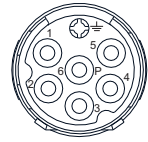
mating view



7 针插槽 P 代码 2 **7-pin Socket P Code 2**
7 x Ø 1 mm (6+PE)
 最大连接横截面 1.0 mm²
 max. connection cross section 1.0 mm²



插接视图



mating view



端子插槽 Ø 1 mm **Contact Socket**
Ø 1 mm
 不是产品内容的一部分 Not part of product contents



Ø 1 mm
 钢丝弹簧, 压接范围 0.14 – 1.0 mm²
 wire spring, crimping range 0.14 – 1.0 mm²
60.001.11



Ø 1 mm
 开槽, 压接范围 0.03 – 0.34 mm²
 slotted, crimping range 0.03 – 0.34 mm²
60.172.11



Ø 1 mm
 开槽, 压接范围 0.14 – 1.0 mm²
 slotted, crimping range 0.14 – 1.0 mm²
60.011.11



Bandoleer 端子插槽 **Bandoleer Contact**
Ø 1 mm **Socket Ø 1 mm**
 不是产品内容的一部分 Not part of product contents



Ø 1 mm
 压接尺寸 1 (0.03 – 0.08 mm²)
 crimping size 1 (0.03 – 0.08 mm²)
60.198.80



Ø 1 mm
 压接尺寸 2 (0.08 – 0.20 mm²)
 crimping size 2 (0.08 – 0.20 mm²)
60.199.80



Ø 1 mm
 压接尺寸 3 (0.20 – 0.52 mm²)
 crimping size 3 (0.20 – 0.52 mm²)
60.200.80



Ø 1 mm
 压接尺寸 4 (0.75 – 1.0 mm²)
 crimping size 4 (0.75 – 1.0 mm²)
60.201.80

货号 Art. No.

货号 Art. No.

绝缘插头和端子

Insulation Inserts and Contacts



7 针插槽 P 代码 3 **7-pin Socket P Code 3**
7 x Ø 1 mm (6+PE)

最大连接横截面 1.5 mm²
 max. connection cross section 1.5 mm²



货号 Art. No. 插接视图 mating view



7 针插槽 P 代码 2 **7-pin Socket P Code 2**
7 x Ø 1 mm (6+PE)

最大连接横截面 1.5 mm²
 max. connection cross section 1.5 mm²



货号 Art. No. 插接视图 mating view



7 针端子 E 代码 3 **7-pin Contact E Code 3**
7 x Ø 1 mm (6+PE)

最大连接横截面 1.0 mm²
 max. connection cross section 1.0 mm²



货号 Art. No. 插接视图 mating view



Bandoleer 端子插针 **Bandoleer Contact Pin**
Ø 1 mm **Ø 1 mm**
 不是产品内容的一部分 Not part of product contents



Ø 1 mm
 压接尺寸 1 (0.03 - 0.08 mm²)
 crimping size 1 (0.03 - 0.08 mm²)
61.170.80



Ø 1 mm
 压接尺寸 2 (0.08 - 0.20 mm²)
 crimping size 2 (0.08 - 0.20 mm²)
61.171.80



Ø 1 mm
 压接尺寸 3 (0.20 - 0.52 mm²)
 crimping size 3 (0.20 - 0.52 mm²)
61.172.80



Ø 1 mm
 压接尺寸 4 (0.75 - 1.0 mm²)
 crimping size 4 (0.75 - 1.0 mm²)
61.173.80



端子插槽 Ø 1 mm **Contact Socket Ø 1 mm**
 不是产品内容的一部分 Not part of product contents



Ø 1 mm
 钢丝弹簧, 压接范围 0.5-1.5mm²
 wire spring, crimping range 0.5 - 1.5mm²
60.159.11



端子插槽 Ø 1 mm **Contact Socket Ø 1 mm**
 不是产品内容的一部分 Not part of product contents



Ø 1 mm
 钢丝弹簧, 压接范围 0.5-1.5mm²
 wire spring, crimping range 0.5 - 1.5mm²
60.159.11



端子插针 Ø 1 mm **Contact Pin Ø 1 mm**
 不是产品内容的一部分 Not part of product contents



Ø 1 mm
 压接范围 0.14 - 1.0 mm²
 crimping range 0.14 - 1.0 mm²
61.004.11



Ø 1 mm
 压接范围 0.03 - 0.34 mm²
 crimping range 0.03 - 0.34 mm²
61.083.11

绝缘插头和端子

Insulation Inserts and Contacts



7 针端子 E 代码 2 **7-pin Contact E Code 2**
7 x Ø 1 mm (6+PE)

最大连接横截面 1.0 mm²
 max. connection cross section 1.0 mm²



插接视图
mating view



Bandoleer 端子插针 **Bandoleer Contact Pin**
Ø 1 mm **Ø 1 mm**
 不是产品内容的一部分 Not part of product contents



Ø 1 mm

压接尺寸 1 (0.03 - 0.08 mm²)
 crimping size 1 (0.03 - 0.08 mm²)
61.170.80

Ø 1 mm

压接尺寸 2 (0.08 - 0.20 mm²)
 crimping size 2 (0.08 - 0.20 mm²)
61.171.80

Ø 1 mm

压接尺寸 3 (0.20 - 0.52 mm²)
 crimping size 3 (0.20 - 0.52 mm²)
61.172.80



端子插针 Ø 1 mm
 不是产品内容的一部分

Contact Pin Ø 1 mm
 Not part of product contents



Ø 1 mm

压接范围 0.14 - 1.0 mm²
 crimping range 0.14 - 1.0 mm²
61.004.11

Ø 1 mm

压接范围 0.03 - 0.34 mm²
 crimping range 0.03 - 0.34 mm²
61.083.11

货号 Art. No.



7 针端子 E 代码 3 **7-pin Contact E Code 3**
7 x Ø 1 mm (6+PE)

最大连接横截面 1.5 mm²
 max. connection cross section 1.5 mm²



插接视图
mating view



端子插针 Ø 1 mm
 不是产品内容的一部分

Contact Pin Ø 1 mm
 Not part of product contents



Ø 1 mm

压接范围 0.5 - 1.5 mm²
 crimping range 0.5 - 1.5 mm²
61.141.11

货号 Art. No.



7 针端子 E 代码 2 **7-pin Contact E Code 2**
7 x Ø 1 mm (6+PE)

最大连接横截面 1.5 mm²
 max. connection cross section 1.5 mm²



插接视图
mating view



端子插针 Ø 1 mm
 不是产品内容的一部分

Contact Pin Ø 1 mm
 Not part of product contents



Ø 1 mm

压接范围 0.5 - 1.5 mm²
 crimping range 0.5 - 1.5 mm²
61.141.11

货号 Art. No.

绝缘插头和端子

Insulation Inserts and Contacts



9 针插槽 P 代码 3 **9-pin Socket P Code 3**
4 x \varnothing 1 mm (3+PE) + 5 x \varnothing 0,6 mm
 \varnothing 1 mm \varnothing 0,6 mm
 最大连接横截面 1.5 mm² 最大连接横截面 0.5 mm²
 max. connection cross section 1.5 mm² max. connection cross section 0.5 mm²



插接视图
mating view



端子插槽 \varnothing 1 mm **Contact Socket \varnothing 1 mm**
 不是产品内容的一部分 Not part of product contents



\varnothing 1 mm
 钢丝弹簧, 压接范围 0.5-1.5mm²
 wire spring, crimping range 0.5 - 1.5mm²

货号 Art. No.

60.159.11



端子插槽 \varnothing 0.6 mm **Contact Socket \varnothing 0.6 mm**
 不是产品内容的一部分 Not part of product contents



\varnothing 0,6 mm
 开槽, 压接范围 0.14-0.5 mm²
 slotted, crimping range 0.14-0.5 mm²

60.205.11



9 针端子 E 代码 3 **9-pin Contact E Code 3**
4 x \varnothing 1 mm (3+PE) + 5 x \varnothing 0,6 mm
 \varnothing 1 mm \varnothing 0,6 mm
 最大连接横截面 1.5 mm² 最大连接横截面 0.5 mm²
 max. connection cross section 1.5 mm² max. connection cross section 0.5 mm²



插接视图
mating view



端子插针 \varnothing 1 mm **Contact Pin \varnothing 1 mm**
 不是产品内容的一部分 Not part of product contents



\varnothing 1 mm
 压接范围 0.5 - 1.5 mm²
 crimping range 0.5 - 1.5 mm²

货号 Art. No.

61.141.11



端子插针 \varnothing 0.6 mm **Contact Pin \varnothing 0.6 mm**
 不是产品内容的一部分 Not part of product contents



\varnothing 0,6 mm
 压接范围 0.14 - 0.5 mm²
 crimping range 0.14 - 0.5 mm²

61.178.11



类似图示
illustration similar

B E D ■ ■ ■ ■ ■ ■ ■ ■ ■ ■ 00 170A ■ ■ ■ ■

C 铬酸钝化 chromated


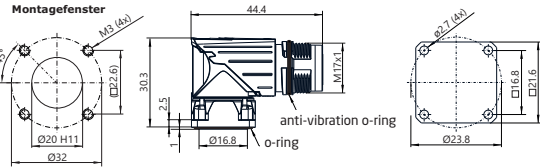
可旋转弯式插座

带外螺纹 M17 x 1 和防振 O 型环, 支持 SpeedTec, 可旋转, 法兰安装 21 x 21 mm, 轴向 O 型环密封, 用于 D-Sub 绝缘插头

Receptacle Angled Rotatable

with outside thread M17 x 1 and anti-vibration o-ring, SpeedTec-ready, rotatable, flange mount 21 x 21 mm, axial o-ring seal, for D-Sub insulation inserts

Mounting hole



类似图示
illustration similar

B E D ■ ■ ■ ■ ■ ■ ■ ■ ■ ■ 00 171A ■ ■ ■ ■

C 铬酸钝化 chromated

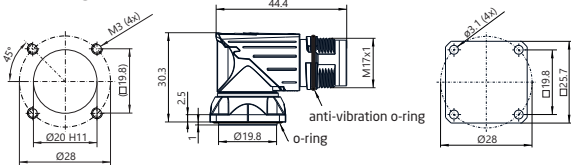
可旋转弯式插座

带外螺纹 M17 x 1 和防振 O 型环, 支持 SpeedTec, 可旋转, 法兰安装 25 x 25 mm, 轴向 O 型环密封, 用于 D-Sub 绝缘插头

Receptacle Angled Rotatable

with outside thread M17 x 1 and anti-vibration o-ring, SpeedTec-ready, rotatable, flange mount 25 x 25 mm, axial o-ring seal, for D-Sub insulation inserts

Mounting hole



SpeedTec
QUICK LOCKING SYSTEM
类似图示
illustration similar

B E D ■ ■ ■ ■ ■ ■ ■ ■ ■ ■ 00 070A ■ ■ ■ ■

C 铬酸钝化 chromated

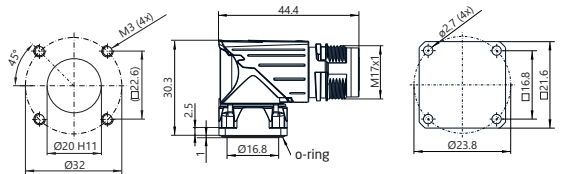
可旋转弯式插座

用于 SpeedTec 快速锁定紧固件, 可旋转, 法兰安装 21 x 21 mm, 轴向 O 型环密封, 用于 D-Sub 绝缘插头

Receptacle Angled Rotatable

for SpeedTec quick lock fastener, rotatable, flange mount 21 x 21 mm, axial o-ring seal, for D-Sub insulation inserts

Mounting hole



SpeedTec
QUICK LOCKING SYSTEM
类似图示
illustration similar

B E D ■ ■ ■ ■ ■ ■ ■ ■ ■ ■ 00 071A ■ ■ ■ ■

C 铬酸钝化 chromated

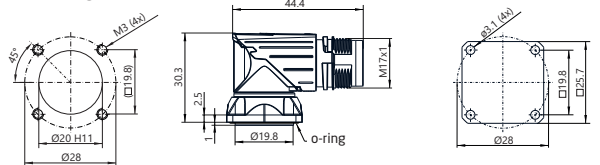
可旋转弯式插座

用于 SpeedTec 快速锁定紧固件, 可旋转, 法兰安装 25 x 25 mm, 轴向 O 型环密封, 用于 D-Sub 绝缘插头

Receptacle Angled Rotatable

for SpeedTec quick lock fastener, rotatable, flange mount 25 x 25 mm, axial o-ring seal, for D-Sub insulation inserts

Mounting hole




绝缘插头和端子

Insulation Inserts and Contacts

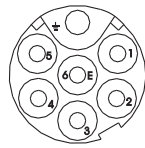


7 针端子 E D-Sub
7 x Ø 1 mm (6+PE)
 AWG 18-28

7-pin Contact E D-Sub



插接视图
mating view




类似图示
illustration similar

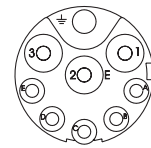


9 针端子 E D-Sub
9 x Ø 1 mm (8+PE)
 AWG 18-28

9-pin Contact E D-Sub



插接视图
mating view



类似图示
illustration similar



Bandoleer 端子插针
D-Sub Ø 1 mm
 不是产品内容的一部分

Bandoleer Contact Pin
D-Sub Ø 1 mm
 Not part of product contents



Ø 1 mm
 AWG 24-28

61.222.00
1658540-4



Ø 1 mm
 AWG 20-24

61.233.00
1658539-1



Ø 1 mm
 AWG 18-22

61.279.00
1658541-1

货号 IC Art. No. IC
 货号 TE Art. No. TE



SpeedTec
QUICK LOCKING SYSTEM

S S T 0 5 0 A

A 镀镍

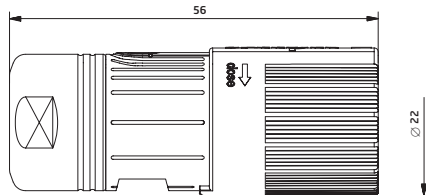
nickel-plated

插头 singletec

带 SpeedTec 快速锁定紧固件

Plug singletec

with SpeedTec quick lock fastener



绝缘插头和端子

Insulation Inserts and Contacts

0 0 1

1 针插槽

1-pin Socket



插接视图
mating view

货号 Art. No.

0 0 2

1-polig Stiff

1-pin



插接视图
mating view

货号 Art. No.

N N 0 0

端子插槽

Ø 3.6 mm

不是产品内容的一部分

Contact Socket

Ø 3.6 mm

Not part of product contents



Ø 3,6 mm

压接范围 1.5 – 4 mm²
crimping range 1.5 – 4 mm²
60.240.11



Ø 3,6 mm

压接范围 6 – 10 mm²
crimping range 6 – 10 mm²
60.232.11

N N 0 0

端子插针

Ø 3.6 mm

不是产品内容的一部分

Contact Pin

Ø 3.6 mm

Not part of product contents



Ø 3,6 mm

压接范围 1.5 – 4 mm²
crimping range 1.5 – 4 mm²
61.220.11



Ø 3,6 mm

压接范围 6 – 10 mm²
crimping range 6 – 10 mm²
61.215.11

电缆固定夹

Cable Clamps

8 7

冠状夹具

适用于电缆夹紧范围 3.5–6.0 mm

Crown Clamp

suitable for cable clamping range 3.5 – 6.0 mm

集成式密封、防扭曲和同轴冠状屏蔽连接。

Integrated seal, anti-twist protection and coaxial crown shield connection.



8 5

适用于电缆夹紧范围 6.0–9.5 mm

suitable for cable clamping range 6.0 – 9.5 mm

8 6

适用于电缆夹紧范围 9.5–12.0 mm

suitable for cable clamping range 9.5 – 12.0 mm



SpeedTec
QUICK LOCKING SYSTEM

S K U **058A**

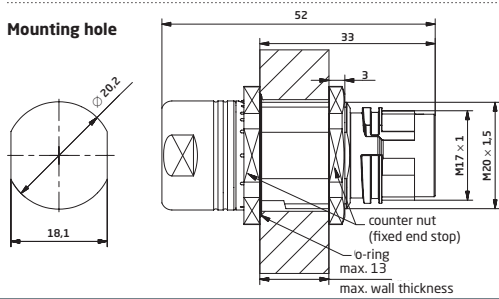
A 镀镍 nickel-plated

延伸产品 singletec

用于 SpeedTec 快速锁定紧固件，安装螺纹 M20 x 1.5，固定式后锁门，轴向 O 型环密封，最大壁厚 13 mm

Extension singletec

for SpeedTec quick lock fastener, mounting thread M20 x 1.5, fixed latch rear, axial o-ring seal, wall thickness 13 mm max.



绝缘插头和端子

001

1 针插槽



插接视图 mating view

1-pin Socket

货号 Art. No.

002

1 针



插接视图 mating view

1-pin

货号 Art. No.

电缆固定夹

87

冠状夹具

适用于电缆夹紧范围 3.5-6.0 mm

Crown Clamp

suitable for cable clamping range 3.5 - 6.0 mm

集成式密封、防扭曲和同轴冠状屏蔽连接。

Integrated seal, anti-twist protection and coaxial crown shield connection.



Insulation Inserts and Contacts

NN 00

端子插槽

Ø 3.6 mm

不是产品内容的一部分



Ø 3,6 mm

压接范围 1.5 - 4 mm²
crimping range 1.5 - 4 mm²
60.240.11

Contact Socket

Ø 3.6 mm

Not part of product contents



Ø 3,6 mm

压接范围 6 - 10 mm²
crimping range 6 - 10 mm²
60.232.11

NN 00

端子插针

Ø 3.6 mm

不是产品内容的一部分



Ø 3,6 mm

压接范围 1.5 - 4 mm²
crimping range 1.5 - 4 mm²
61.220.11

Contact Pin

Ø 3.6 mm

Not part of product contents



Ø 3,6 mm

压接范围 6 - 10 mm²
crimping range 6 - 10 mm²
61.215.11

Cable Clamps

85

适用于电缆夹紧范围 6.0-9.5 mm

suitable for cable clamping range 6.0 - 9.5 mm

86

适用于电缆夹紧范围 9.5-12.0 mm

suitable for cable clamping range 9.5 - 12.0 mm



SpeedTec
QUICK LOCKING SYSTEM



A 镀镍 nickel-plated

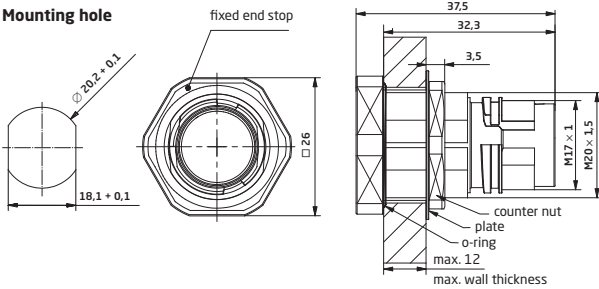
插座 singletec

用于 SpeedTec 快速锁定紧固件，通过埋头螺母 M20 x 1.5 实现后部安装，轴向 O 型环密封，最大壁厚 12 mm

Receptacle singletec

for SpeedTec quick lock fastener, rear mount with counter nut M20 x 1.5, axial o-ring seal, wall thickness 12 mm max.

Mounting hole



SpeedTec
QUICK LOCKING SYSTEM



A 镀镍 nickel-plated

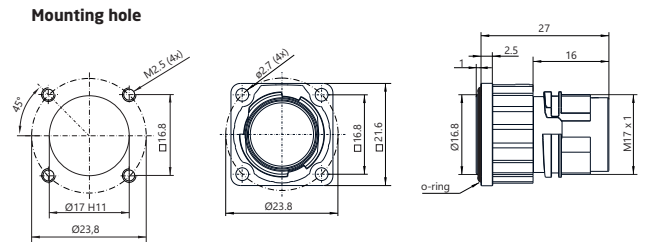
插座 singletec

用于 SpeedTec 快速锁定紧固件，法兰安装 21 x 21 mm，轴向 O 型环密封

Receptacle singletec

for SpeedTec quick lock fastener, flange mount 21 x 21 mm, axial o-ring seal

Mounting hole



绝缘插头和端子

Insulation Inserts and Contacts



1 针插槽

1-pin Socket



插接视图
mating view



1 针

1-pin



插接视图
mating view



端子插槽

Ø 3.6 mm
不是产品内容的一部分

Contact Socket

Ø 3.6 mm
Not part of product contents



Ø 3,6 mm

压接范围 1.5 - 4 mm²
crimping range 1.5 - 4 mm²
60.240.11



Ø 3,6 mm

压接范围 6 - 10 mm²
crimping range 6 - 10 mm²
60.232.11

货号 Art. No.



端子插针

Ø 3.6 mm
不是产品内容的一部分

Contact Pin

Ø 3.6 mm
Not part of product contents



Ø 3,6 mm

压接范围 1.5 - 4 mm²
crimping range 1.5 - 4 mm²
61.220.11



Ø 3,6 mm

压接范围 6 - 10 mm²
crimping range 6 - 10 mm²
61.215.11

货号 Art. No.



已装配连接器和单个元件经过全面测试，装在合适的单独定制盒子中，贴有标签且随时可发货。

Assembled connectors and single components are tested thoroughly, packed in suitable individually customized boxes, labelled, palletized and shipped.



根据请求，我们还提供客户特定的包括装配说明的服务包(见上图)。

On request we also offer customer specific service packs which include assembly instructions (see picture above).



WA10672

气动压接工具

Pneumatic Crimp Tool

紧凑的免维护台式工具，压力可达 25 kN，操作压力 6 bar。手动或脚踏式开关。

Compact maintenance-free table tool for pressure force up to 25 kN, operating pressure 6 bar. Hand- or foot-operated switch.

交付时不带任何压接插件。

Delivery without any crimping inserts.




CO.372.00

适用于 WA10672 的小型数字压接插件

Digital crimp insert, small for WA10672

包括定位器 CO.242.00 和 CO.243.00。将手动工具 CO.235.00 的压接插件相关联。

Locator CO.242.00 and CO.243.00 included. Correlates the crimp inserts of hand tool CO.235.00.



CO.242.00

CO.235.00 定位器

是产品内容的一部分。

Locator for CO.235.00

Part of product contents.

插槽	Sockets	插针	Pins
60.001.11		61.004.11	
60.159.11		61.083.11	
60.205.11		61.141.11	
		61.178.11	



CO.243.00

CO.235.00 定位器

是产品内容的一部分。

Locator for CO.235.00

Part of product contents.

插槽	Sockets	插针	Pins
60.197.11		61.167.11	



CO.235.00

数字压接工具 (通过 2 个定位器装置进行压接设置)

Digital Crimp Tool (Crimp Set with 2 Locator units)

适用于端子线规 0.03 - 2.5 mm²。两个可调节的定位器装置允许处理各种端子。强固型设计，自校准，带有 2 个定位器装置和壳体。

for contacts wire gauge 0.03 - 2.5 mm². Two adjustable locator units allow the processing of various contacts. Solid design, self-calibrating, with 2 locator units and case.



CO.101.00

小型压接工具

适用于 Ø 1 mm 端子，最大线规 1.5 mm²，包括调位器和定位器

Crimp Tool, small

for Ø 1 mm contacts, max wire gauge 1.5 mm², includes positioner and locator

插槽	Sockets	插针	Pins
60.001.11		61.004.11	
60.011.11		61.083.11	
60.159.11		61.141.11	
60.172.11			



CO.231.00

小型压接工具

适用于 Ø 0.6 mm 端子，最大线规 1.0 mm²，包括调位器和定位器

Crimp Tool, small

for Ø 0.6 mm contacts, max wire gauge 1.0 mm², includes positioner and locator

插槽	Sockets	插针	Pins
60.205.11		61.178.11	



C0.201.00

中型压接工具

适用于 \varnothing 1 mm 和 \varnothing 2 mm 端子, 最大线规 4 mm², 包括定位器

有关兼容的定位插件, 请参见下图

Crimp Tool, mid-size

for \varnothing 1 mm and \varnothing 2 mm contacts max wire gauge 4 mm², includes positioner

For compatible positioning inserts see below




C0.373.00

适用于 WA10672 的中型数字压接插件

将手动工具 C0.201.00 的 1 mm 和 2 mm 端子相关联, 最大线规 4 mm²

Digital crimp insert, midsize for WA10672

Correlates the hand tool C0.201.00 for 1 mm and 2 mm contacts max. wire gauge 4 mm²



C0.121.00

用于 \varnothing 1 mm 端子的定位插件

与压接工具 C0.201.00 和 C0.217.00 兼容

Positioning Insert for \varnothing 1 mm Contacts

compatible with crimp tools C0.201.00 and C0.217.00

插槽	Sockets	插针	Pins
60.159.11		61.141.11	



C0.003.00

用于 \varnothing 1 mm 端子的定位插件

与压接工具 C0.201.00 和 C0.217.00 兼容

Positioning Insert for \varnothing 1 mm Contacts

compatible with crimp tools C0.201.00 and C0.217.00

插槽	Sockets	插针	Pins
60.001.11		61.004.11	
60.011.11			



C0.229.00

用于 \varnothing 1.5 mm 端子的定位插件

与压接工具 C0.201.00 和 C0.217.00 兼容

Positioning Insert for \varnothing 1.5 mm Contacts

compatible with crimp tools C0.201.00 and C0.217.00

插槽	Sockets	插针	Pins
60.197.11		61.167.11	



CO.246.00

用于 Bandoleer 端子的压接工具

用于 bandoleer \varnothing 1 mm, 压接范围 0.03 - 0.08 mm² 和 0.75 - 1.00 mm²。卷筒不是产品内容的一部分

Crimp Tool for Bandoleer Contacts

for bandoleer \varnothing 1 mm, crimping range 0.03 - 0.08 mm² and 0.75 - 1.00 mm². Reel is not part of product contents



CO.078.00

用于 Bandoleer 端子的压接工具

用于 bandoleer \varnothing 1 mm, 压接范围 0.08 - 0.20 mm² 和 0.20 - 0.52 mm²。卷筒不是产品内容的一部分

Crimp Tool for Bandoleer Contacts

for bandoleer \varnothing 1 mm, crimping range 0.08 - 0.20 mm² and 0.20 - 0.52 mm². Reel is not part of product contents

Bandoleer 端子插槽 \varnothing 1 mm Bandoleer Contact Socket \varnothing 1 mm	压接范围 Crimping Range	包装单位 Packaging Unit
60.198.80.022	0,03 – 0,08 mm ²	每卷 400 件 400 pieces on reel
60.201.80.024	0,75 – 1,00 mm ²	每卷 280 件 280 pieces on reel

Bandoleer 端子插槽 \varnothing 1 mm Bandoleer Contact Socket \varnothing 1 mm	压接范围 Crimping Range	包装单位 Packaging Unit
60.199.80.022	0,08 – 0,20 mm ²	400 Stück auf Rolle 400 pieces on reel
60.200.80.023	0,20 – 0,52 mm ²	380 Stück auf Rolle 380 pieces on reel

Bandoleer 端子插槽 \varnothing 1 mm Bandoleer Contact Pin \varnothing 1 mm	压接范围 Crimping Range	包装单位 Packaging Unit
61.170.80.026	0,03 – 0,08 mm ²	每卷 400 件 400 pieces on reel
61.173.80.028	0,75 – 1,00 mm ²	每卷 280 件 280 pieces on reel

Bandoleer 端子插针 \varnothing 1 mm Bandoleer Contact Pin \varnothing 1 mm	压接范围 Crimping Range	包装单位 Packaging Unit
61.171.80.026	0,08 – 0,20 mm ²	每卷 400 件 400 pieces on reel
61.172.80.027	0,20 – 0,52 mm ²	每卷 380 件 380 pieces on reel



CO.008.00

大型压接工具

用于 \varnothing 3.6 mm 端子, 最大线规 16 mm², 包括定位器

有关兼容的定位插件, 请参见右图

Crimp Tool, large

for \varnothing 3.6 mm contacts max wire gauge 16 mm², includes positioner

compatible positioning insert: see on the right

singletec



CO.249.00

用于 \varnothing 3.6 mm 端子的定位插件

与压接工具 CO.008.00 兼容

Positioning Insert for \varnothing 3.6 mm Contacts

compatible with crimp tools CO.008.00

插槽	Sockets	插针	Pins
60.240.11		61.220.11	
60.232.11		61.215.11	




C8.004.00

耦合螺母装配工具

Assembly Tool for Coupling Nut

用于锁定和解锁空间有限的波纹耦合螺母, 扭矩可调, 根据需要设置

for locking and unlocking corrugated coupling nut where space is limited, adjustable torque, set in case



C4.022.00

绝缘子卸除工具

Removing Tool for Insulator

解锁插座中的信号绝缘子

unlocks signal insulator in receptacle



C6.108.00

可旋转插座的调整杆

Adjusting Lever for Rotatable Receptacles

用于设置可自由旋转的弯式插座的电缆出口方向

for setting direction of cable outlet of freely rotatable angled receptacles



C6.107.00

绝缘子安装工具

Fitting Tool for Insulator

将绝缘子保持在安装位置并防止意外锁定

keeps insulator in mounting position and prevents accidental locking




C5.024.00

绝缘子装配工具

Assembly Tool for Insulator

适用于 617/917 系列

for series 617 / 917



WA10092

固定装置

Fixture

用于轻轻拧紧直型连接器, 以便通过螺丝安装在电缆固定夹上

for gently tightening straight connectors to screw on cable clamp

请联系我们, 了解有关可用定制解决方案和许多其他可能变体的信息, 例如:

- **不锈钢连接器**, 用于化学和食品工业以及造船业
- **低温连接器**, 适用于低至 -50°C 的极端天气条件
- **特殊编码**, 用于连接器外壳和绝缘子
- **特殊标签**, 位于绝缘子和连接器外壳上
- **其他可用表面涂层**, 导电或非导电
- **特殊和多槽夹具**
- **自有标签**, 位于金属外壳和塑料船体上, 并带有您的公司徽标。有多种颜色可选
- **可旋转的弯式插座**, 无防扭止动, 各种法兰尺寸
- **IP 68**
- **IP 69K**
- **螺钉孔** \varnothing 3.2 mm, 法兰 25 x 25 mm
- **用于 singletec 的焊接端子**

Please contact us for information about available customized solutions and many other possible variations such as:

- **Stainless Steel Connectors** for the chemistry and food industry as well as shipbuilding
- **Low Temperature Connectors** for extreme weather conditions down to -50°C
- **Special Codings** for connector housing and insulator
- **Special Labelling** on insulator and connector housing
- **Additional surface coatings available**, conductive or non-conductive
- **Special and Multi-Slot Clamps**
- **Private Labelling** on metal housing and plastic hull with your corporate logo. Available in various colours
- **Rotatable Angled Receptacles** without anti-twist stop, various flange sizes available
- **IP 68**
- **IP 69K**
- **Screw Holes** \varnothing 3.2 mm in flange 25 x 25 mm
- **Solder contacts for singletec**

此外, 我们还拥有丰富的专业知识, 可灵活实现基于项目的、定制型独家特殊应用, 以及针对各种目的的新开发。

In addition: We realize professionally and flexibly project based, customized as well as exclusive special applications and new developments for all purposes.

术语和定义

Terms and Definitions

圆形连接器技术

圆形连接器用于将电力和信号传输到工业、医疗和环境技术以及航空航天应用中的电机、驱动器和控制装置。

连接器不能在有电压和载荷的情况下连接和断开。

耦合器可以在有电压和载荷的情况下连接和断开。

连接技术

压接是指向下压、凹进和折叠。压接连接已广泛取代焊接连接，并已在实践中提供了出色的性能。DIN 标准 EN 60352 等提供了压接质量规格。压接是电线和压接端子的永久性电气连接。重要的测试标准是压接宽度、压接高度和最大张应力。有两种不同的端子类型可用于压接：

转向端子：这是一种非常常见的端子类型。该线规适用于端子的压接套筒。使用可调节压接工具时，应根据制造商的数据设置压接深度。

冲压端子：Bandoleer (卷盘馈入) 端子分为不同的压接尺寸，以提供电线和端子的安全连接。自动化处理能够确保获得卓越的工艺可靠性。绝缘压接为导体提供额外支撑，以避免在发生振动时损坏电线

间隙和漏电距离 – 术语和定义

额定电压：额定电压是由制造商指定的电压值，作为连接器额定功率和应用范围的基础。

额定耐电压：此电压值表示特定连接器及其绝缘材料可以承载的最大临时过电压。

间隙距离：间隙距离定义为两个导电元件之间通过空气的最短距离。

漏电距离：漏电距离定义为绝缘材料表面上两个导电元件之间的最短距离。

过压类别

该标准将过压分为四种安装类别。适用于连接器的三个类别简要描述如下：

安装类别 I：设备仅用于此类机器中，或作为不会发生过压的系统的一部分。此安装类别中的设备通常在超低压下运行。

安装类别 II：设备仅用于此类机器或作为不会发生闪电过压的系统的一部分。然而，可能会发生由转换引起的过压。这包括家用电器等。

安装类别 III：设备可安装在机器上，或作为系统的一部分，在这些系统中不需要考虑闪电过压，但对这些设备及其供应系统的安全性和可用性有特殊要求。

绝缘材料的分类：漏电距离取决于绝缘材料的电痕特性。绝缘材料根据其相对漏电起痕指数 (CTI) 进行分类。

Circular Connector Technology

Circular Connectors are used to transmit electrical power and signals to motors, drives and controls in industrial, medical and environmental technology applications as well as aerospace.

Connectors must neither be connected nor disconnected under voltage and load.

Couplers can be connected and disconnected under voltage and load.

Connection Technologies

To crimp means to press, to indent and to fold. Crimp connections have widely replaced solder connections and have delivered optimal performance in practice. DIN Standard EN 60352 amongst others provides specifications for the crimp quality. A crimp is a permanent electrical connection of a wire and a crimp contact. Important test criteria are crimp width, crimp height and maximum tensile stress. There are two different contact types available for crimping:

Turned Contacts: This is a very common contact type. The wire gage is adapted to the contact's crimp sleeve. When using an adjustable crimp tool the depth of the crimp should be set according to manufacturer's data.

Stamped Contacts: Bandoleer (reel feed) contacts are divided into different crimp sizes to provide a secure connection of wire and contact. Automated processing ensures highest process liability. The insulation crimp gives additional support to the conductor to avoid damage to the wires under vibration

Clearance and Creepage Distance – Terms and Definitions

Rated Voltage: The rated voltage is a voltage value specified by the manufacturer that serves as basis for the power rating and range of application of a connector.

Rated Withstanding Voltage: This voltage value indicates the maximum temporary overvoltage a specific connector and its insulation materials can carry.

Clearance Distance: The clearance distance is defined as shortest distance through the air between two conductive elements.

Creepage Distance: The creepage is defined as shortest distance on the surface of an insulating material between two conductive elements.

Overvoltage Categories

The norm divides overvoltages in four installation categories. The three categories applicable to connectors are briefly described below:

Installation Category I: Equipment is intended for use only in such machines or as part of systems where no overvoltage can occur. Equipment in this installation category is normally operated at extra low voltage.

Installation Category II: Equipment is intended for use in machines or as part of systems where lightning overvoltages can not occur. Overvoltages caused by switching however may occur. This includes domestic appliances for example.

Installation Category III: Equipment is intended for installation in machines or as part of systems in which lightning overvoltages need not be considered, but which are subject to particular requirements regarding safety and availability of the equipment and its supply systems.

Categorization of Insulation Material: The creepage distances depend on the tracking characteristics of the insulation material. Insulation materials are categorized according to their Comparative Tracking Index (CTI).

Finding a TE Part Number - 18 digits

TE CONNECTIVITY PART NUMBER

A S A 0 4 6 N 0 0 8 5 0 5 0 A 0 0 0

INTERCONTEC PART NUMBER

A S T A 0 4 6 N N 0 0 8 5 0 5 0 A 0 0 0

Series / 系列
 A = Signal (617, 623, 627)
 B = Power (917, 923) / 功率
 C = 940
 D = 958
 E = 615/915
 P = singletec 923

Housing / 外壳

ST Plug / 插头	→ S
KU Extensions / 延伸产品	→ K
EG Receptacles, straight 直式插座	→ E
ED Receptacles, angled, rotatable 可旋转弯式插座	→ G
DF Bulkhead connector / 穿板式连接器	→ D
EW Receptacles, angled 弯式插座	→ F
SD Plug, angled, rotatable 可旋转弯式插头	→ U

壳体表面:
 例如: A = 镀镍

Housing Surface:
 e. g.: A = nickel-plated

绝缘插头:
 内部代码

Insulation Inserts:
 internal code

包装:
 内部代码

Packaging:
 internal code

设计变体:
 内部代码

Design Variation:
 internal code

电缆固定夹:
 内部代码
 对于穿板式连接器, 插座和弯式插座的相应字段标记为“00”。

Cable Clamp:
 internal code
 For bulkhead connectors, receptacles and angled receptacles corresponding field is marked „00“.

端子:
 内部代码
 NN 00 = 端子不属于交货内容一部分。

* 请单独订购, 并指明项目号。

Contacts:
 internal code
 NN 00 = contacts not part of delivery contents.

* Please order separately with denoted item number.

MALE / 公端			FEMALE / 母端		
OLD / 旧	NEW / 新	CONNECTION / 连接	OLD / 旧	NEW / 新	CONNECTION / 连接
MR	M	CRIMP 压接	FR	F	CRIMP 压接
MS	S	SOLDER / 焊接	FS	G	SOLDER / 焊接
MD	D	BOARD SOLDER / 板焊接	FD	H	BOARD SOLDER / 板焊接
MU	U	MIXED COMPONENTS / 混合元件	FU	P	MIXED COMPONENTS / 混合元件
MT	T	SCREWED / 带螺纹	FC	C	SCREW M5 LIMOTEC / 螺钉 M5 LIMOTEC
MC	K	SCREW/CRIMP / 螺钉/压接			
MM	A	618 TORQUE / 618 扭矩			
NN	N	NO CONTACTS / 常开 (NO) 触点	NN	N	

Finding a TE Part Number - 15 digits

INTERCONTEC PART NUMBER: 60.004.11

部件号 (旧)	Position/ 位置/	Letter / Number 字母/数字	Position/ 位置/	Letter / Number 字母/数字	Special Character 特殊字符	Position/ 位置/	Letter 字母	Position/ 位置/	Number 数字	Position/ 位置/	Number 数字	Position/ 位置/	Number 数字	Special Character 特殊字符	Position/ 位置/	Letter / Number 字母/数字	Position/ 位置/	Letter Number 字母/数字	Position/ 位置/	Letter / Number Buchstabe / Zahl	Position/ 位置/	Special Character 特殊字符	Position/ 位置/	Letter 字母	Position/ 位置/	Letter / Number 字母/数字	Position/ 位置/	Letter / Number 字母/数字	
10.415.02	1	0	.			4	1	5	.		0	2																	
60.004.11	6	0	.			0	0	4	.		1	1																	
60.046.21.015	6	0	.			0	4	6	.		2	1	.		0	1	5												
81.139.T92	8	1	.			1	3	9	.	T	9	2																	
8C.001.01.001	8	C	.			0	0	1	.		0	1	.		0	0	1												
A6.032.F15	A	6	.			0	3	2	.	F	1	5																	
BB.182.00-SW	B	B	.			1	8	2	.		0	0	-		S	W													
FF.051.00.010	F	F	.			0	5	1	.		0	0	.		0	1	0												
40.A132.00	4	0	.	A		1	3	2	.		0	0																	

TE CONNECTIVITY PART NUMBER: 60-0004-011-0000

部件号 (新)	Position/ 位置/	Letter / Number 字母/数字	Position/ 位置/	Letter / Number 字母/数字	Special Character 特殊字符	Position/ 位置/	Letter 字母	Position/ 位置/	Number 数字	Position/ 位置/	Number 数字	Position/ 位置/	Number 数字	Special Character 特殊字符	Position/ 位置/	Letter / Number 字母/数字	Position/ 位置/	Letter Number 字母/数字	Position/ 位置/	Letter / Number 字母/数字	Position/ 位置/	Special Character 特殊字符	Position/ 位置/	Letter 字母	Position/ 位置/	Letter / Number 字母/数字	Position/ 位置/	Letter / Number 字母/数字	
10-0415-002-000	1	0	-	0		4	1	5	-	0	0	2	-		0	0	0												
60-0004-011-000	6	0	-	0		0	0	4	-	0	1	1	-		0	0	0												
60-0046-021-015	6	0	-	0		0	4	6	-	0	2	1	-		0	1	5												
81-0139-T92-000	8	1	-	0		1	3	9	-	T	9	2	-		0	0	0												
8C-0001-001-001	8	C	-	0		0	0	1	-	0	0	1	-		0	0	1												
A6-0032-F15-000	A	6	-	0		0	3	2	-	F	1	5	-		0	0	0												
BB-0182-000-0SW	B	B	-	0		1	8	2	-	0	0	0	-		0	S	W												
FF-0051-000-010	F	F	-	0		0	5	1	-	0	0	0	-		0	1	0												
40-A132-000-000	4	0	-	A		1	3	2	-	0	0	0	-		0	0	0												

常用铜线换算表(单位 AWG 和 mm²)Conversion table of prevalent copper wires in AWG and mm²

IP 防护等级符合 DIN EN 60529

IP protection rating according to DIN EN 60529

AWG	导线横截面 Wire Cross-Section		线径 Wire Diameter	
	mm ²	sq. inches	mm	inches
40	0,005	0,000008	0,080	0,00315
39	0,006	0,000010	0,090	0,00353
38	0,008	0,000012	0,101	0,00397
37	0,010	0,000016	0,113	0,00445
36	0,013	0,000020	0,127	0,00500
35	0,016	0,000025	0,134	0,00562
34	0,020	0,000031	0,160	0,00631
33	0,025	0,000039	0,180	0,00708
32	0,032	0,000050	0,202	0,00795
31	0,040	0,000063	0,227	0,00893
30	0,051	0,000079	0,255	0,01003
29	0,064	0,000100	0,286	0,01126
28	0,081	0,000125	0,321	0,01264
27	0,102	0,000158	0,361	0,01420
26	0,129	0,000200	0,405	0,01594
25	0,162	0,000252	0,455	0,01790
24	0,205	0,000317	0,511	0,02010
23	0,258	0,000400	0,573	0,02257
22	0,326	0,000505	0,644	0,02535
21	0,410	0,000636	0,723	0,02846
20	0,518	0,000802	0,812	0,03196
19	0,653	0,001012	0,912	0,03589
18	0,823	0,001276	1,024	0,04030
17	1,038	0,001609	1,150	0,04526
16	1,309	0,002028	1,291	0,05082
15	1,650	0,002558	1,450	0,05707
14	2,081	0,003225	1,628	0,06408
13	2,624	0,004067	1,828	0,07196
12	3,309	0,005129	2,053	0,08081
11	4,172	0,006467	2,305	0,09074
10	5,261	0,008155	2,588	0,10190
9	6,631	0,010279	2,906	0,11440
8	8,367	0,012969	3,264	0,12850
7	10,551	0,016354	3,665	0,14430
6	13,298	0,020612	4,115	0,16200
5	16,766	0,025987	4,620	0,18190
4	21,149	0,032781	5,189	0,20430
3	26,665	0,041331	5,827	0,22940
2	33,624	0,052117	6,543	0,25760
1	42,409	0,065733	7,348	0,28930
0	53,488	0,082907	8,252	0,32490

第 1 位数字		1 st Digit
位号 No.	定义 Definition	注释 Comment
0	无防护 No protection	
1	防止直径为 50 mm 或更大的固体异物。 Protected against solid foreign objects with a diameter of 50 mm or larger.	
2	防止直径为 12.5 mm 或更大的固体异物。 Protected against solid foreign objects with a diameter of 12.5 mm or larger.	
3	防止直径为 2.5 mm 或更大的固体异物。 Protected against solid foreign objects with a diameter of 2.5 mm or larger.	
4	防止直径为 2.5 mm 或更大的固体异物。 Protected against solid foreign objects with a diameter of 2.5 mm or larger.	
5	防尘。 Dust-protected.	不能完全阻止灰尘进入,但灰尘的渗入量不能影响设备的正常运行或损害安全。 Ingress of dust is not totally prevented, but dust shall not penetrate in a quantity to interfere with satisfactory operation of the apparatus or to impair safety.
6	防尘 Dust tight	无灰尘进入 No ingress of dust

IP 防护等级符合 DIN EN 60529
IP protection rating according to DIN EN 60529

第 2 位数字		2 nd Digit
编号 No.	定义 Definition	注释 Comment
0	无防护 No protection	
1	防止垂直落下的水滴 Protected against vertically falling water drops	
2	防止外壳倾斜至 15° 时垂直落下的水滴 Protected against vertically falling water drops when housing is tilted up to 15°	
3	防止喷水 Protected against water sprays	从垂直轴的两侧以 60° 角喷溅的水不应产生有害影响。 Water sprayed at a 60° angle from either side of the vertical axis, shall have no harmful effect.
4	防止溅水 Protected against splashed water	从任何方向溅到外壳上的水不应产生有害影响。 Water splashed against the housing from any direction shall have no harmful effect.
5	从任何方向猛烈溅到外壳上的水不应产生有害影响。 Water splashed as powerful jet against the housing from any direction shall have no harmful effect.	
6	从任何方向喷射到外壳上的水不应产生有害影响。 Water splashed as jet against the housing from any direction shall have no harmful effect.	
7	防止暂时浸入水中带来的影响 Protected against the effects of temporary immersion in water	当外壳在 1 米深的水中浸泡 30 分钟时, 水的进入量不得造成有害影响。 Water shall not enter in such quantity as to cause harmful effects when the housing is immersed for 30 min. under 1 m of water.
8	防止长时间浸入水中带来的影响 Protected against the effects of long submersion in water	经制造商和用户同意, 当外壳持续浸没在水中时, 水的进入量不得造成有害影响。这些条件必须比上述针对防护等级 7 的条件更严格。 Water may not enter in such quantity as to cause harmful effects when the housing is continuously submersed in water under conditions which shall be agreed to by manufacturer and user. These conditions must be more severe than those above for numeral 7.
9	在高压/蒸汽清洗过程中防止水浸入 Protected against the penetration of water during high pressure / steam cleaning	从任何方向流向外壳的水以及压力增加都不应产生任何有害影响。 Water directed at the housing from any direction and with increased pressure shall not have any harmful effect.

1. 产品目录中的所有信息和数字均不具约束力, 特别是有关产品的设计、尺寸和颜色的信息。

1. All information and figures in the catalogue are nonbinding, in particular regarding design, size and color of products.

2. 所有图形、图纸和其他文档的版权和所有权应归 TE Connectivity 和 INTERCONTEC 产品系列所有。这特别适用于标记为 *机密* 的文档。与第三方共享数据需要事先获得 Intercontec 的书面同意。

2. Copyright and right of ownership in and to all figures, drawings and other documents shall remain with TE Connectivity and INTERCONTEC product family. This is particularly applicable to documents marked as *confidential*. Sharing of data with third parties requires prior consent in writing from INTERCONTEC.

3. 在个别情况下, INTERCONTEC 保留在收到和接受订单后, 为改进产品技术而作出适当和合理的任何更改的权利。

3. In individual cases INTERCONTEC reserves the right to any changes contributing to the technical improvement of the products as appropriate and reasonable also after receipt and acceptance of orders.

Connect With Us

For questions on TE Connectivity's INTERCONTEC products, please send your request to intercontec@te.com or visit te.com/support to chat with a Product Information Specialist.

te.com

TE Connectivity, TE connectivity (logo) and Every Connection Counts are trademarks. All other logos, products and/or company names referred to herein might be trademarks of their respective owners.

The information given herein, including drawings, illustrations and schematics which are intended for illustration purposes only, is believed to be reliable. However, TE Connectivity makes no warranties as to its accuracy or completeness and disclaims any liability in connection with its use. TE Connectivity's obligations shall only be as set forth in TE Connectivity's Standard Terms and Conditions of Sale for this product and in no case will TE Connectivity be liable for any incidental, indirect or consequential damages arising out of the sale, resale, use or misuse of the product. Users of TE Connectivity products should make their own evaluation to determine the suitability of each such product for the specific application.

© 2017 TE Connectivity. All Rights Reserved.

1-1773906-8 CG 11/2021 WSP Rev.

CATALOG

TE Connectivity
Industrial Solutions

Pfnorstraße 1
64293 Darmstadt

Tel +49 (0)6151 607 1695
www.te.com