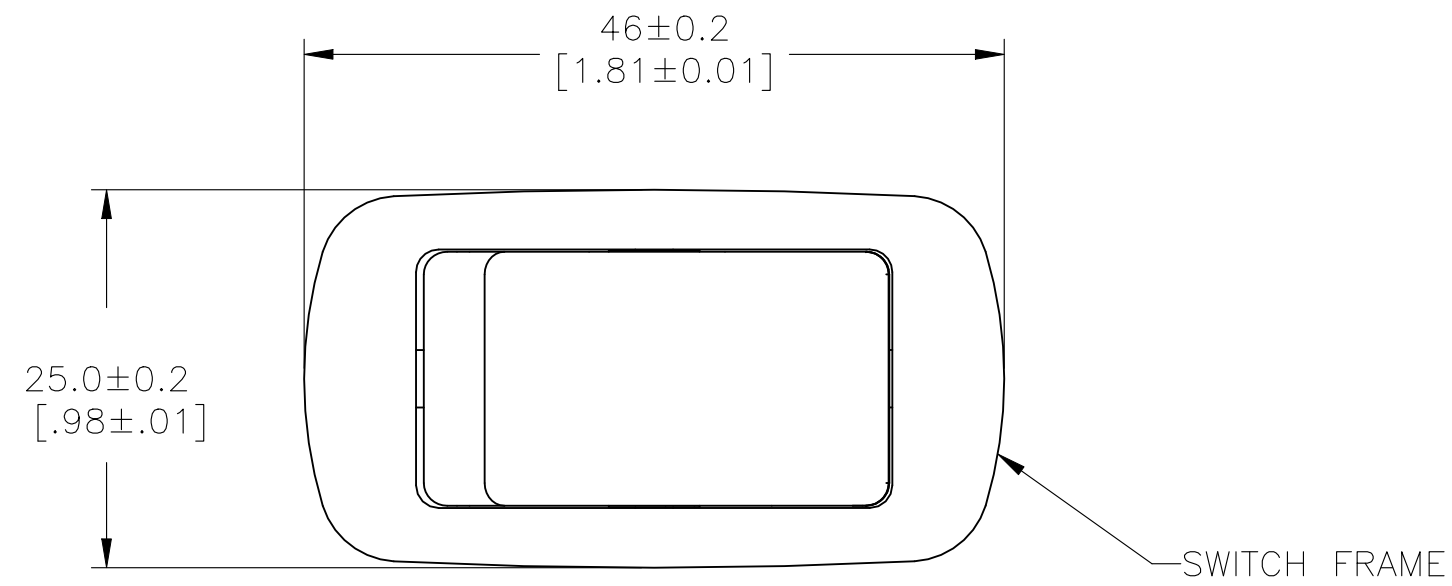
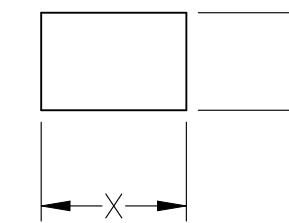


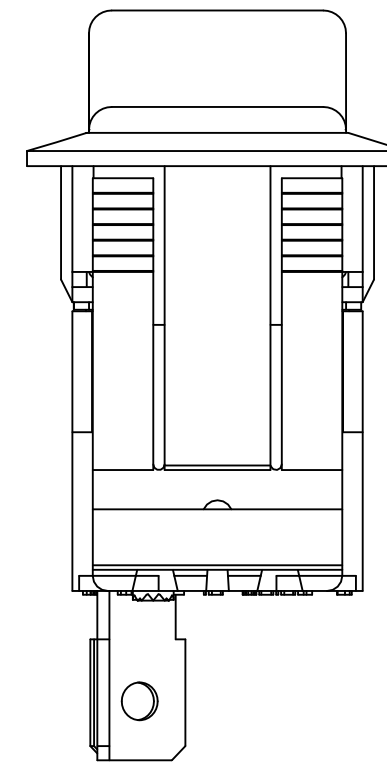
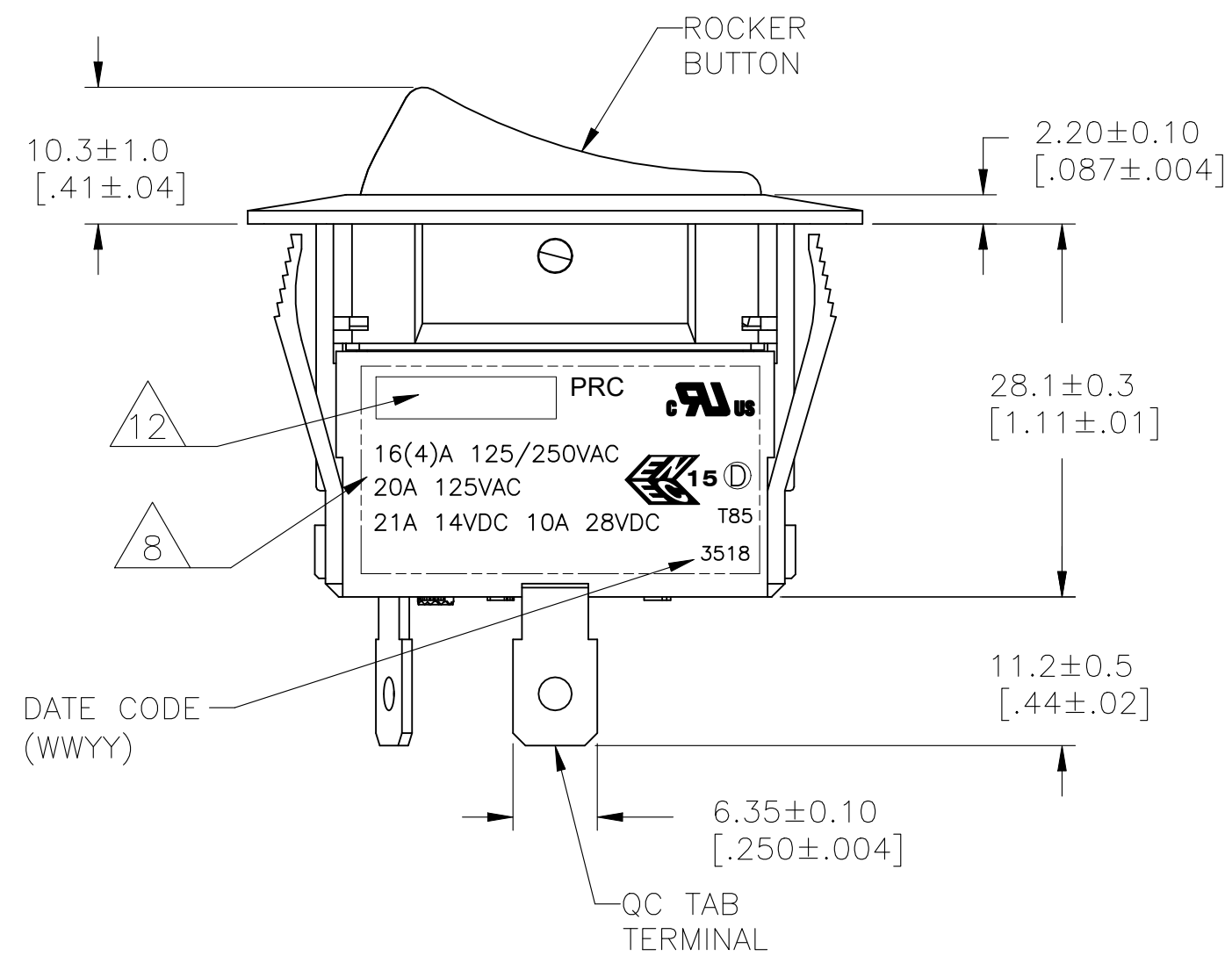
REVISIONS					
P	LTR	DESCRIPTION	DATE	DWN	APVD
G3		REVISED PER ECR-24-216007	08AUG2024	GSK	DM



PANEL CUT OUT

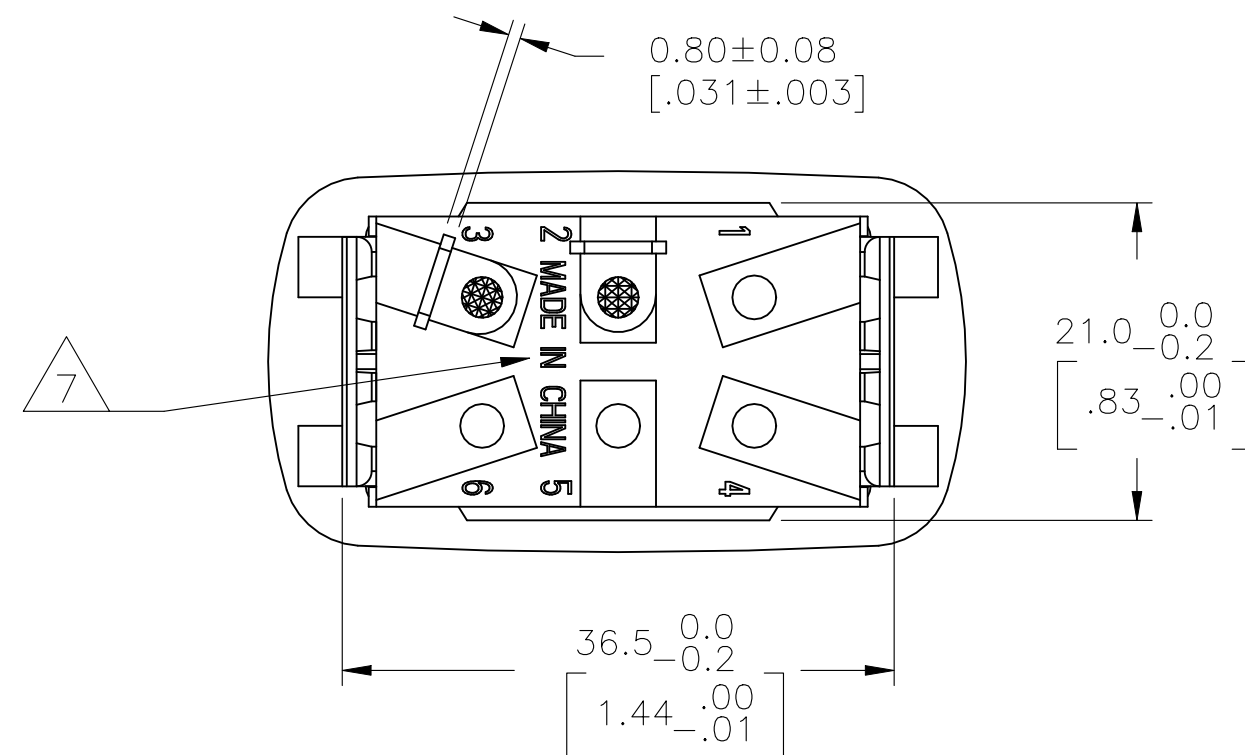
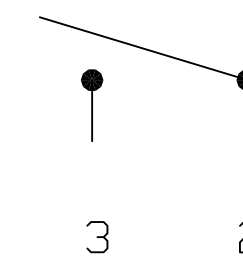


2.00-3.00 [.079-.118]	21.2+0.1 [.835+.004]	37.0+0.2 [1.457+.008]
1.25-2.00 [.049-.079]	21.2+0.1 [.835+.004]	36.8+0.2 [1.449+.008]
.075-1.25 [.030-.049]	21.2+0.1 [.835+.004]	36.6+0.2 [1.441+.008]
PANEL THICKNESS	Y	X



1571095-1
SHOWN

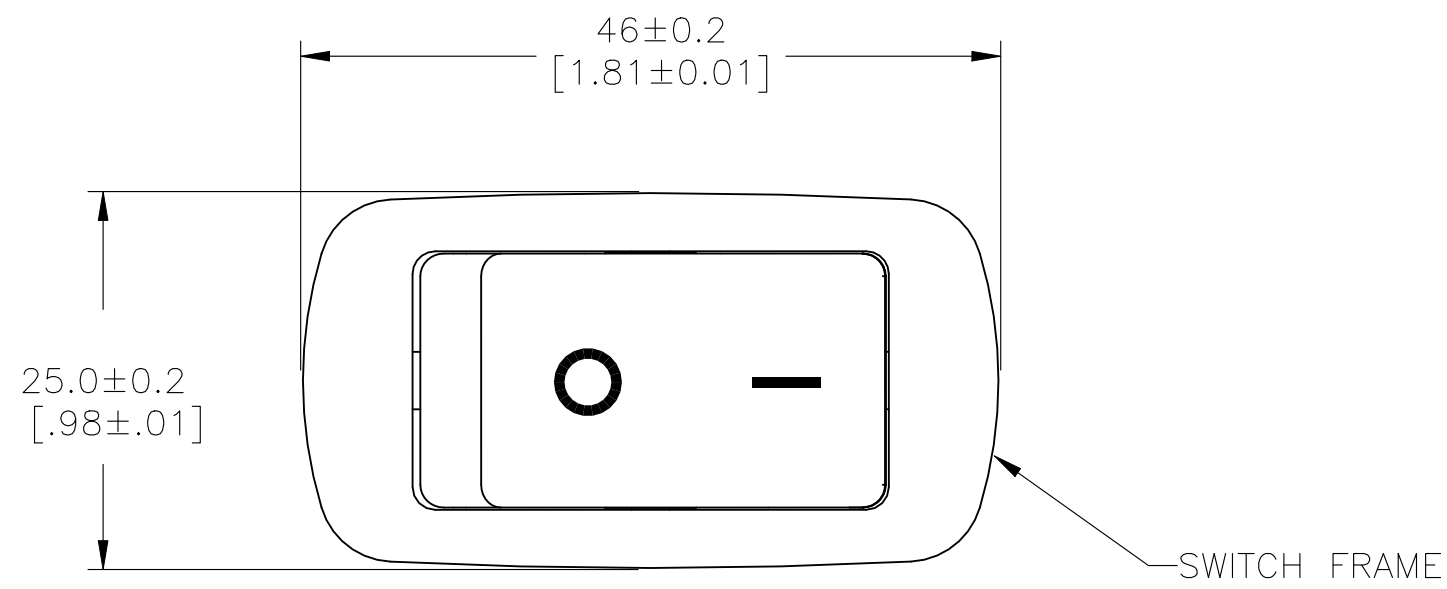
SWITCH FUNCTION A1
CIRCUIT DIAGRAM



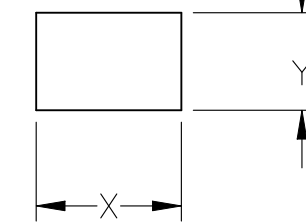
THIS DRAWING IS A CONTROLLED DOCUMENT.		DWN M.BINNER 25FEB2002		
DIMENSIONS: mm [INCHES]		CHK D.ROHDE 16NOV05		
TOLERANCES UNLESS OTHERWISE SPECIFIED:		APVD D.ROHDE 16NOV05	NAME POWER ROCKER SWITCH, 21.2mm X 36.6mm MIN PANEL SIZE SPST, NON-ILLUMINATED	
0 PLC ± -		PRODUCT SPEC	SIZE A2	
1 PLC ± -		APPLICATION SPEC	CAGE CODE 00779	
2 PLC ± -		WEIGHT	DRAWING NO C=1571095	
3 PLC ± -		FINISH	RESTRICTED TO	
4 PLC ± -			SCALE 2:1	
ANGLES ± -			SHEET 1 of 4	
MATERIAL			REV G3	
FINISH			CUSTOMER DRAWING	

REVISIONS

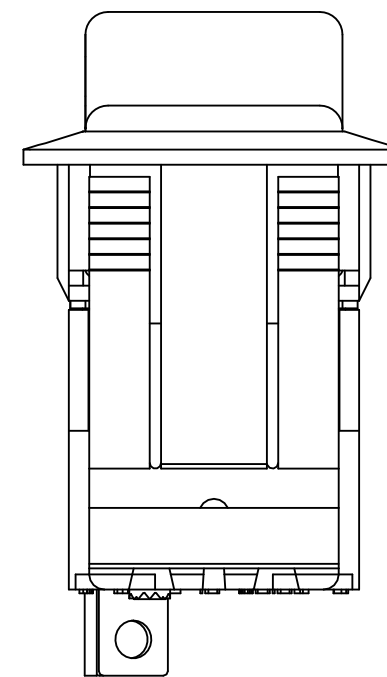
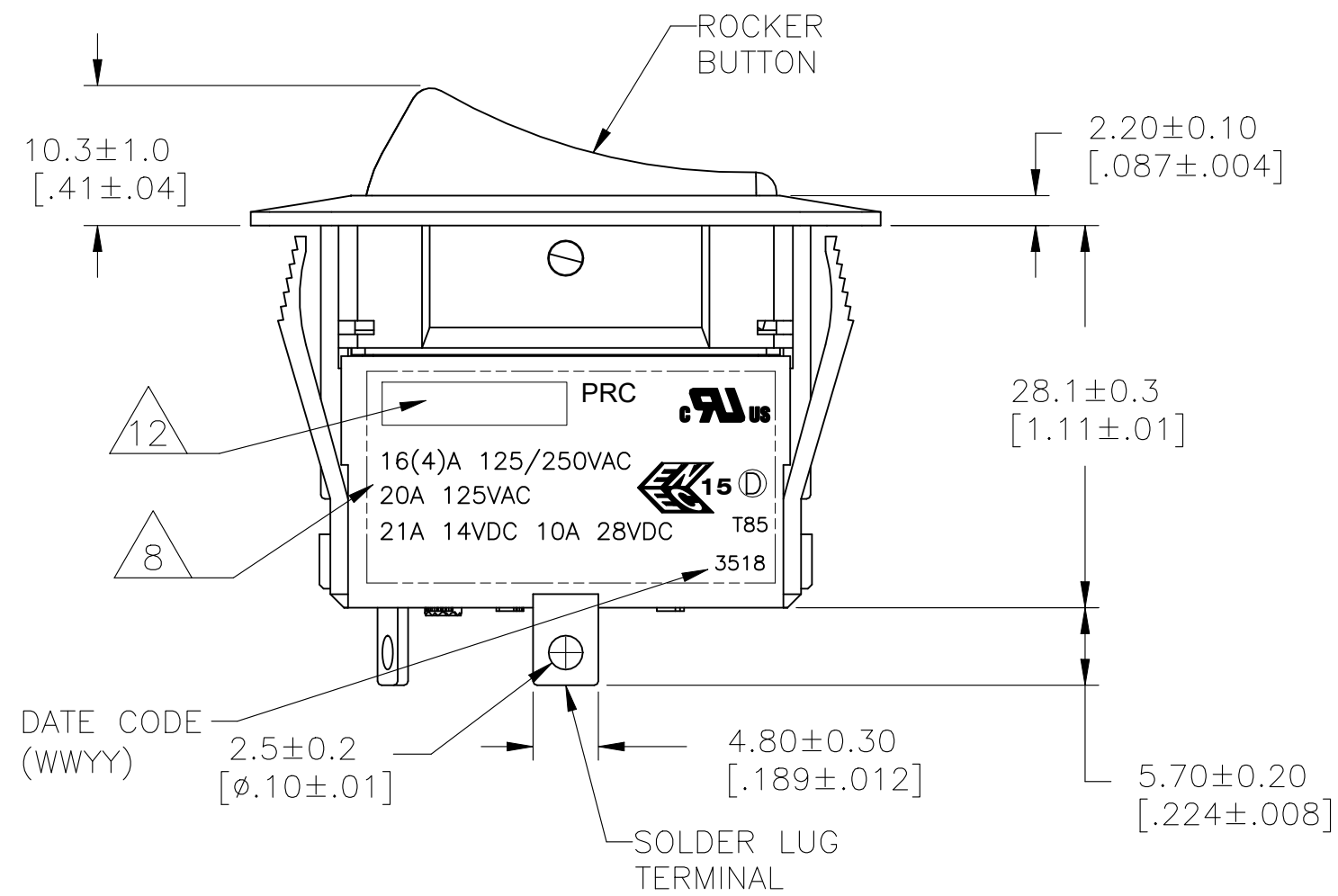
P	LTR	DESCRIPTION	DATE	DWN	APVD
-	-	SEE SHEET 1	-	-	-



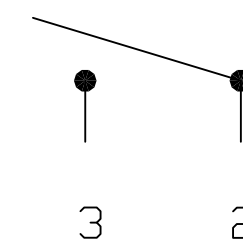
PANEL CUT OUT



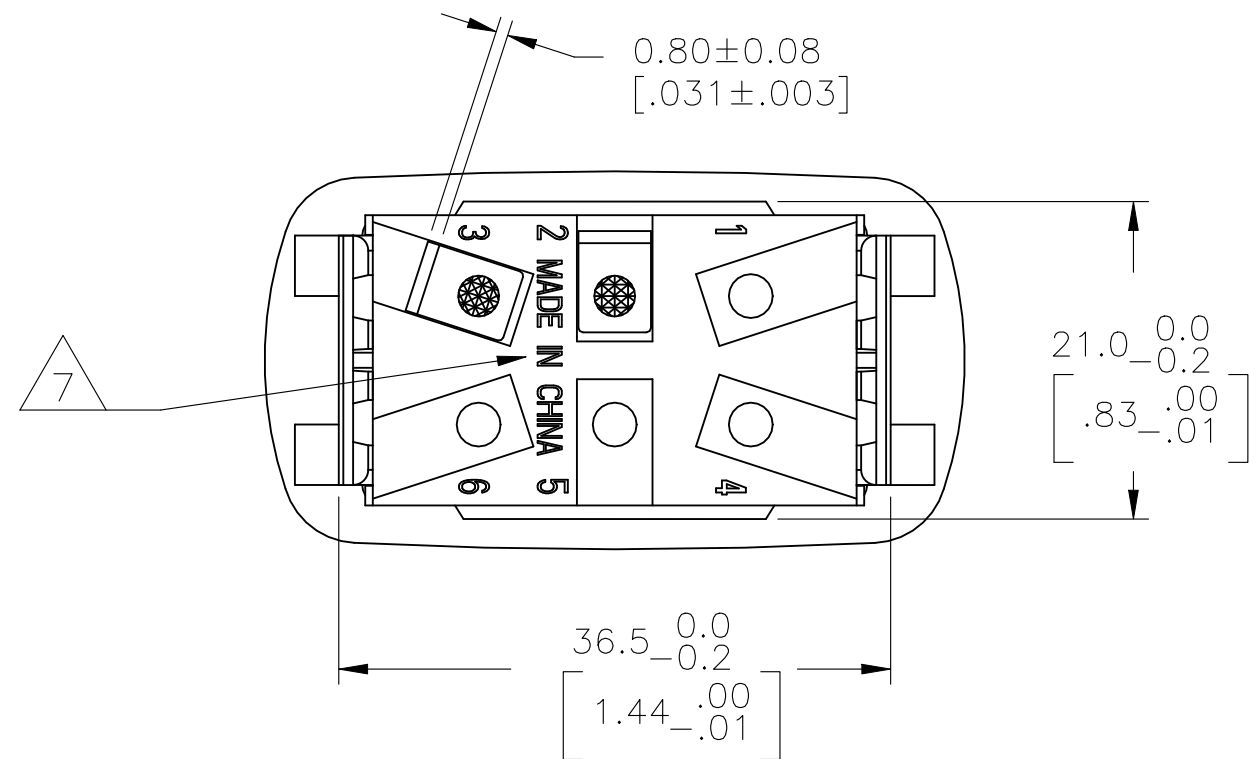
2.00-3.00 [.079-.118]	21.2+0.1 [.835+.004]	37.0+0.2 [1.457+.008]
1.25-2.00 [.049-.079]	21.2+0.1 [.835+.004]	36.8+0.2 [1.449+.008]
.075-1.25 [.030-.049]	21.2+0.1 [.835+.004]	36.6+0.2 [1.441+.008]
PANEL THICKNESS	Y	X



SWITCH FUNCTION A1
CIRCUIT DIAGRAM



1571095-5
SHOWN



THIS DRAWING IS A CONTROLLED DOCUMENT.

DWN	M.BINNER	25FEB2002
CHK	D.ROHDE	16NOV05
APVD	D.ROHDE	16NOV05
PRODUCT SPEC		
APPLICATION SPEC		
WEIGHT		

TE Connectivity

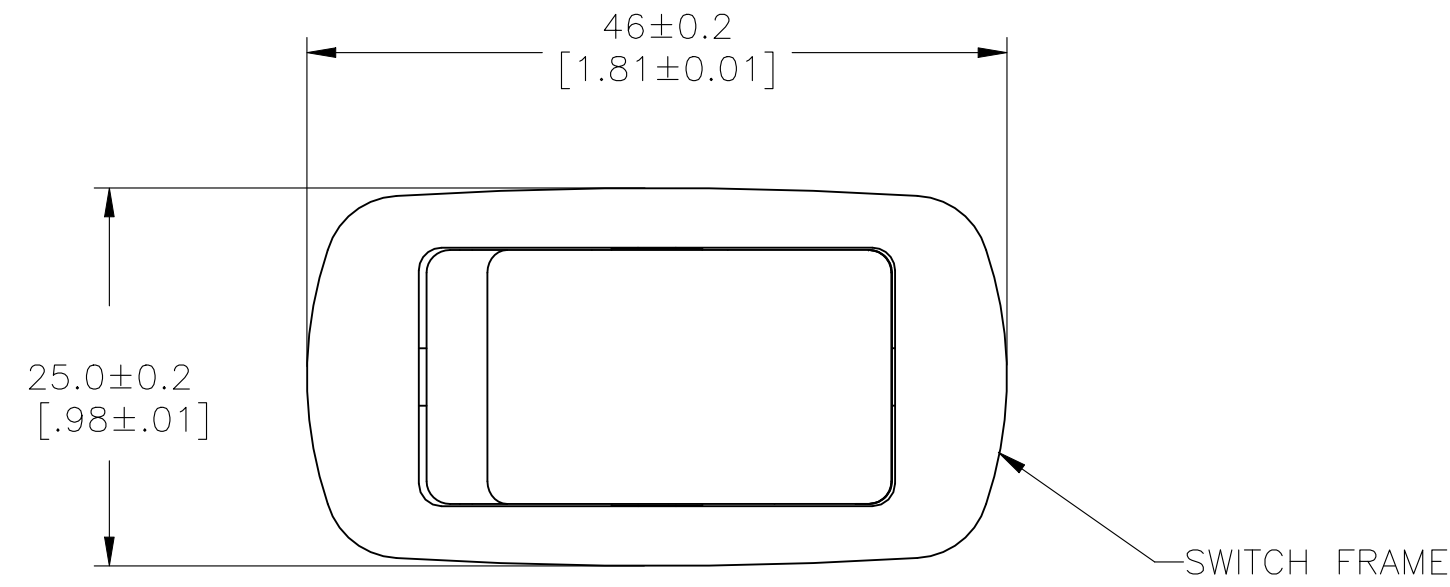
POWER ROCKER SWITCH, 21.2mm X 36.6mm MIN
PANEL SIZE SPST, NON-ILLUMINATED

SIZE	CAGE CODE	DRAWING NO	RESTRICTED TO
A2	00779	C=1571095	-

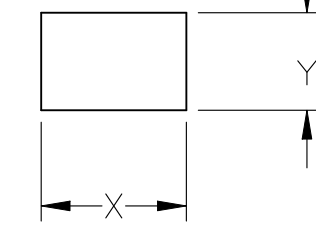
CUSTOMER DRAWING

SCALE 2:1 SHEET 2 OF 4 REV G3

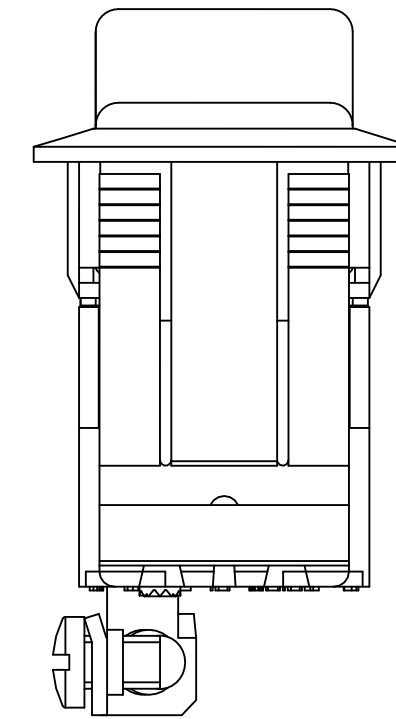
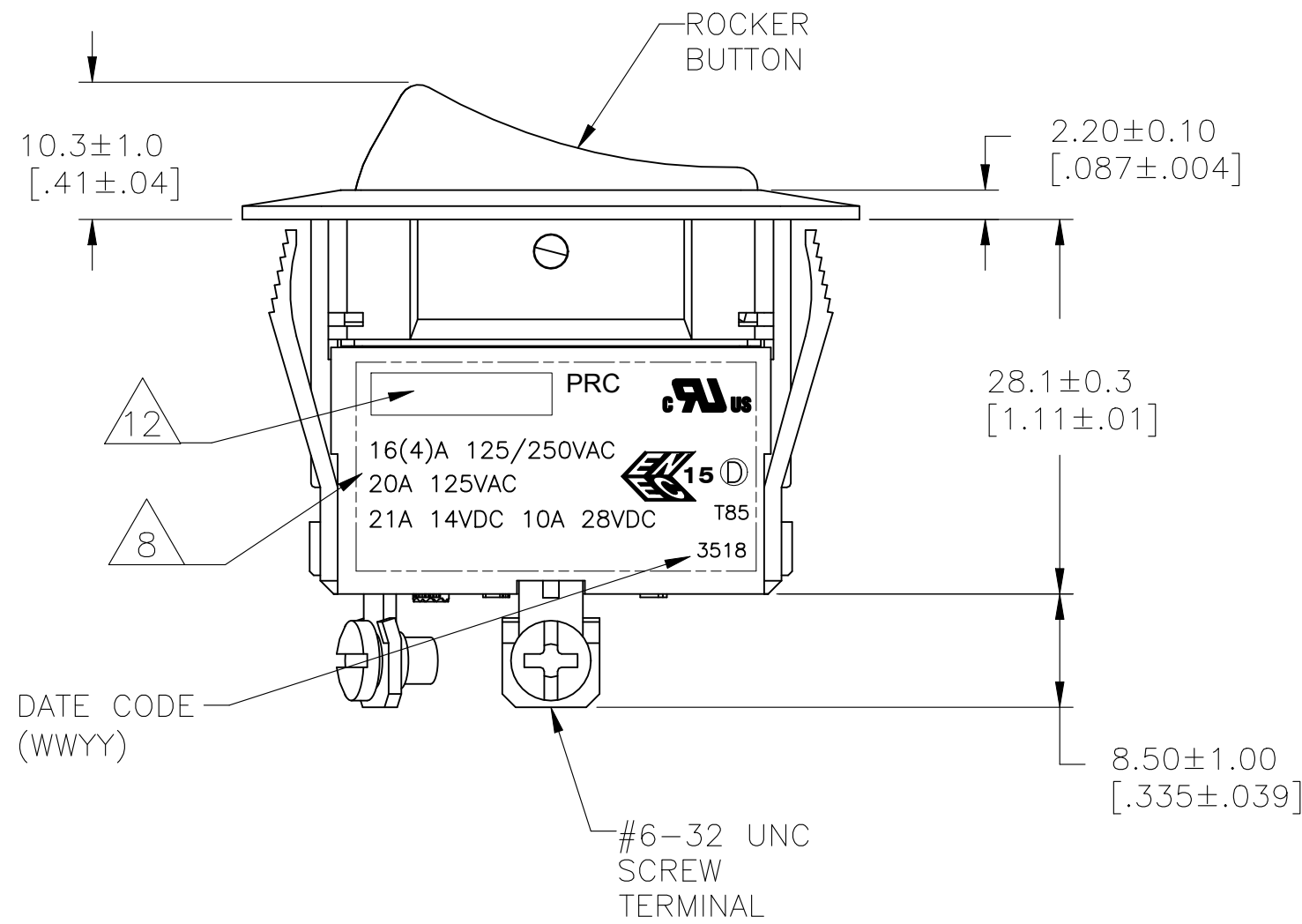
REVISIONS					
P	LTR	DESCRIPTION	DATE	DWN	APVD
-	-	SEE SHEET 1	-	-	-



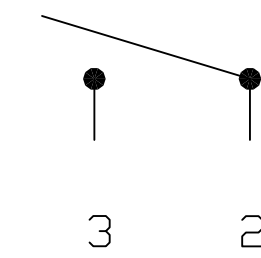
PANEL CUT OUT



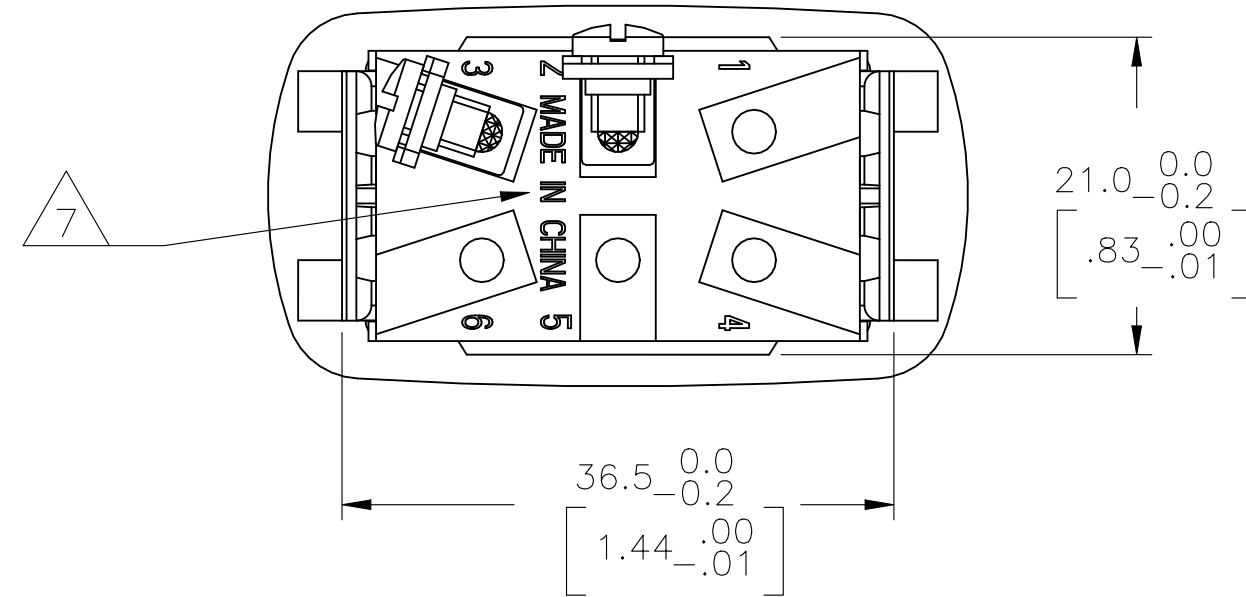
2.00-3.00 [.079-.118]	21.2+0.1 [.835+.004]	37.0+0.2 [1.457+.008]
1.25-2.00 [.049-.079]	21.2+0.1 [.835+.004]	36.8+0.2 [1.449+.008]
.075-1.25 [.030-.049]	21.2+0.1 [.835+.004]	36.6+0.2 [1.441+.008]
PANEL THICKNESS	Y	X



SWITCH FUNCTION A1
CIRCUIT DIAGRAM



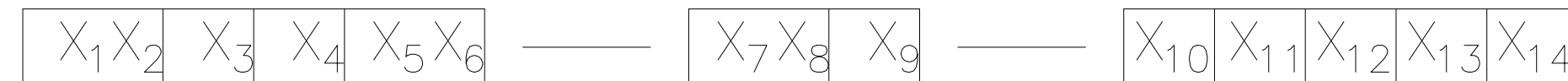
OBSOLETE 1571095-9
SHOWN



THIS DRAWING IS A CONTROLLED DOCUMENT.		DWN M.BINNER 25FEB2002		
DIMENSIONS: mm [INCHES]		CHK D.ROHDE 16NOV05		
TOLERANCES UNLESS OTHERWISE SPECIFIED:		APVD D.ROHDE 16NOV05	NAME POWER ROCKER SWITCH, 21.2mm X 36.6mm MIN PANEL SIZE SPST, NON-ILLUMINATED	
0 PLC ± - 1 PLC ± - 2 PLC ± - 3 PLC ± - 4 PLC ± - ANGLES ± -		PRODUCT SPEC -	SIZE A2	
MATERIAL 1		APPLICATION SPEC -	CAGE CODE 00779	DRAWING NO C=1571095
FINISH 2		WEIGHT	RESTRICTED TO -	SCALE 2:1
CUSTOMER DRAWING			SHEET 3 OF 4	REV G3

REVISIONS				
P	LTR	DESCRIPTION	DATE	APVD
-	-	SEE SHEET 1	-	-

ALCOSWITCH PART NUMBER



1 MATERIALS:
 ROCKER BUTTON, FRAME & HOUSING: NYLON 66, UL 94 V-2.
 PLUNGER: PHENOLIC
 SEAL: SILICONE RUBBER
 SCREW TERMINAL, ACTIVE CONTACTOR, CONTACTOR SUPPORT: COPPER ALLOY PER ASTM B152
 QC & SOLDER TERMINAL: COPPER ALLOY PER ASTM B036
 SPRING: STEEL WIRE
 CONTACTS: SILVER-TIN OXIDE

2 FINISH:
 CONTACTOR SUPPORT, ACTIVE CONTACTOR: 1.01µm [.000040] MIN SILVER
 QC TERMINAL: 1.27µm [.000050] MIN NICKEL
 SOLDER TERMINAL: 1.27µm [.000050] MIN TIN

3 ELECTRICAL SPECIFICATIONS:
6 CURRENT AND VOLTAGE:
 CONTACT RESISTANCE (INITIAL): <50mΩ
 DIELECTRIC STRENGTH (INITIAL): >1000 VAC, 1 MINUTE
 INSULATION RESISTANCE (INITIAL): >100MΩ MIN (500VDC BETWEEN OPEN CONTACTS)
 ELECTRICAL LIFE ENDURANCE: >6000 OPERATIONS, VOLTAGE DROP: <100mV
 TEMPERATURE RISE AT TERMINALS: <30°C, 6000 OPERATIONS
 (AMBIENT CONDITIONS: 25±2°C AND 65±5%R.H)

4 MECHANICAL SPECIFICATIONS:
 ACTUATING FORCE: 400g MIN, 1200g MAX
 OPERATING LIFE ENDURANCE: >100,000 OPERATIONS
 TERMINAL RETENTION FORCE: >9kg- SOLDER LUG
 >9kg- QC TAB
 >6.8kg- #6-32 SCREW

5 ENVIRONMENTAL SPECIFICATIONS:
 AMBIENT TEMPERATURE: -20°C TO +85°C
 DEGREE OF PROTECTION: IP66

6 16(4)A 125/250VAC, 20A 125VAC, 21A 14VDC 10A 28VDC

7 COUNTRY OF ORIGIN AND TERMINAL IDENTIFICATION NUMBERS MOLDED APPROXIMATELY AS SHOWN ON THE SWITCH HOUSING.

8 ELECTRICAL RATINGS, APPROVED AGENCY LOGOS AND THE TE CONNECTIVITY LOGO LASER MARKED APPROXIMATELY AS SHOWN ON THE SWITCH HOUSING.

9 COMPONENT RECOGNIZED TO US & CANADIAN STANDARDS, UL FILE NO. E46765.

10 COMPONENT-RECOGNIZED TO EUROPEAN STANDARDS (ENEC & DEMKO) MARKS LICENSE NO ENEC-04154 & D-09456

11 ROHS 2002/95/EC COMPLIANT

12 TE CONNECTIVITY LOGO LOCATED APPROXIMATELY AS SHOWN

SWITCH TYPE: X1X2 = PR - POWER ROCKER

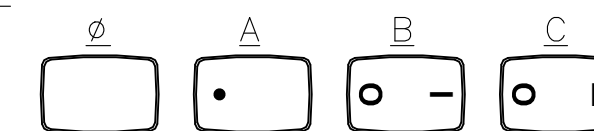
SECONDARY ROCKER COLOR: X12 = ∅ - NOT APPLICABLE

PANEL CUT OUT SIZE: X3 = C - 21.2x36.6 MIN
 [.835x1.441]

NUMBER OF POLES: X4 = S - SINGLE

SWITCH FUNCTION: X5X6 = A1-ON-OFF, WITH OPAQUE, SINGLE-COLOR ROCKER BUTTON.

LEGEND TEXT PATTERN: X13 =



CURRENT RATING: X7X8 = 20 - **6**

TERMINAL TYPE: X9 = E - QC TAB
L - SOLDER LUG
S - #6-32 UNC SCREW

FRAME COLOR: X10 = B - BLACK
W - WHITE

LEGEND TEXT COLOR: X14 = ∅ - NOT APPLICABLE
G - GREEN
R - RED
B - BLACK
W - WHITE

ROCKER COLOR: X11 = B - BLACK
G - GREEN
R - RED
W - WHITE
Y - YELLOW

OBSOLETE	3	PRCSA1-20S-BB0CW	1-1571095-1
	3	PRCSA1-20S-BB0BW	1-1571095-0
	3	PRCSA1-20S-BB000	1571095-9
	2	PRCSA1-20L-BR000	1571095-8
	1	PRCSA1-20F-BR000	1571095-7
OBSOLETE	2	PRCSA1-20L-BB0CW	1571095-6
	2	PRCSA1-20L-BB0BW	1571095-5
	2	PRCSA1-20L-BB000	1571095-4
	1	PRCSA1-20F-BB0CW	1571095-3
	1	PRCSA1-20F-BB0BW	1571095-2
	1	PRCSA1-20F-BB000	1571095-1
	SHEET REF	ALCOSWITCH PART NUMBER	PART NUMBER

THIS DRAWING IS A CONTROLLED DOCUMENT.		DWN M.BINNER 25FEB2002	TE Connectivity	
DIMENSIONS: mm [INCHES]		CHK D.ROHDE 16NOV05	NAME POWER ROCKER SWITCH, 21.2mm X 36.6mm MIN PANEL SIZE SPST, NON-ILLUMINATED	
TOLERANCES UNLESS OTHERWISE SPECIFIED:		APVD D.ROHDE 16NOV05	RESTRICTED TO	
0 PLC ± - 1 PLC ± - 2 PLC ± - 3 PLC ± - 4 PLC ± - ANGLES ± -		PRODUCT SPEC APPLICATION SPEC	SIZE A2	CAGE CODE 00779
MATERIAL 1	FINISH 2	WEIGHT	DRAWING NO C=1571095	SCALE 2:1
CUSTOMER DRAWING			SHEET 4 of 4	REV G3