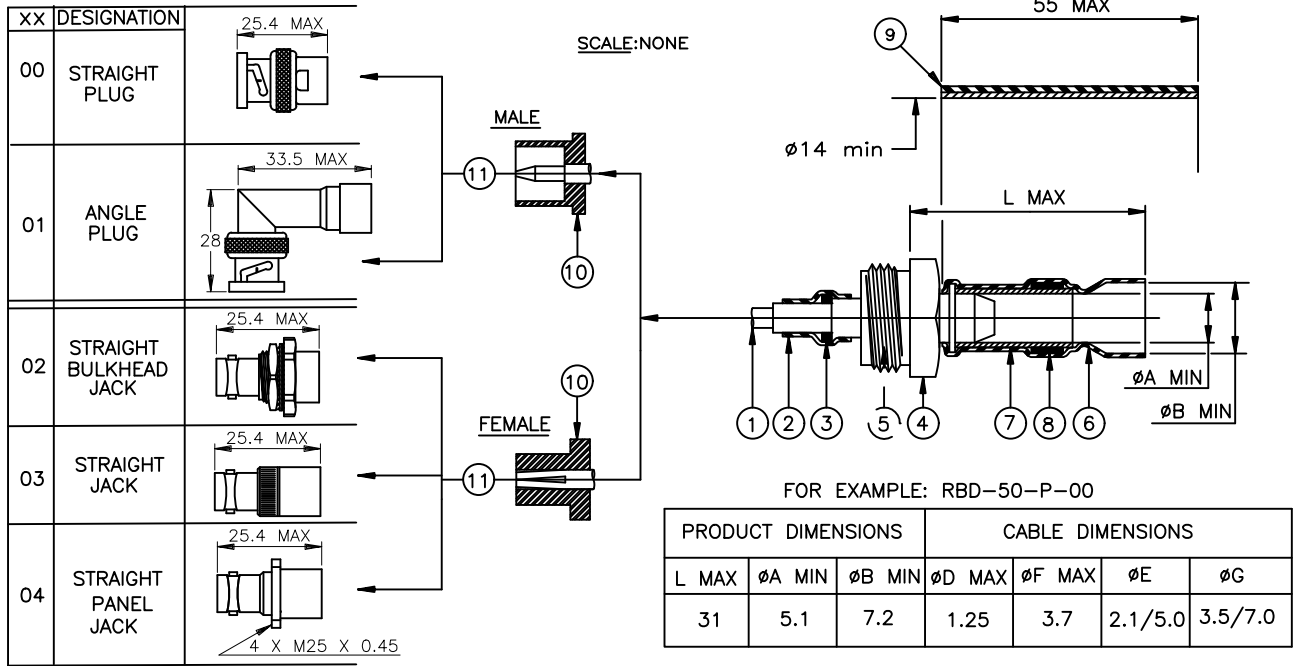


REVISIONS

P	LTR	DESCRIPTION	DATE	DWN	APVD
1		REVISED AS PER ECO-20-003569.	11MAR2020	TC	NP



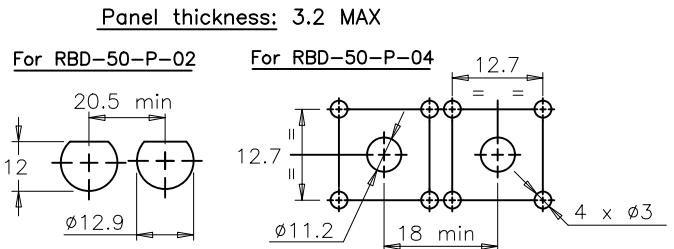
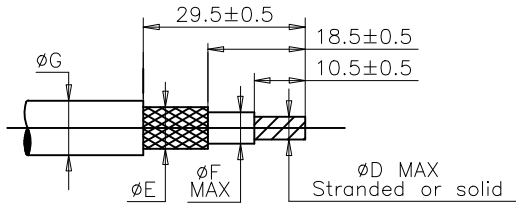
MATERIAL:

1. CENTER CONTACT: GOLD PLATED BRASS (MALE) OR GOLD BERYLLIUM COPPER (FEMALE).
- 2,6. HEAT SHRINKABLE INSULATION SLEEVE, TRANSPARENT BLUE: RADIATION CROSS-LINKED MODIFIED POLYVINYLIDENE FLOURIDE.
3. SOLDER PREFORM: Sn62Ag2Pb36 SOLDER ALLOY WITH ROLO FLUX PER ANSI/J-STD-004.
4. THREADED TRANSITION PART: SILVER PLATED BRASS.
5. INSULATOR: PTFE.
7. SOLDERSHIELD\* DEVICE: TIN PLATED COPPER BRAID WITH FLUX.
8. SOLDER PREFORM: Sn62Ag2Pb36 SOLDER ALLOY WITH ROLO FLUX PER ANSI/J-STD-004.
9. HEAT SHRINKABLE INSULATION SLEEVE, BLACK: RADIATION CROSS-LINKED MODIFIED POLYOLEFIN WITH ADHESIVE.
10. INSULATOR (EXCEPT FOR ANGLE PLUG): PTFE.
11. BODY: NICKEL PLATED BRASS.

APPLICATION:

1. THESE CONTROLLED SOLDERING DEVICES ARE DESIGNED TO CONNECT, WITH A MIL-C-390128 BNC INTERMATEABLE PART A 50Ω SINGLE OR DOUBLE BRAIDED COAXIAL HAVING A:
  - TIN OR SILVER PLATED COPPER OUTER CONDUCTOR.
  - TIN OR SILVER PLATED INNER CONDUCTOR.
 AND INSULATION RATED FOR AT LEAST +85°C.
2. TEMPERATURE RANGE:
  - \* WITH BLACK SLEEVE: -55°C TO +100°C.
  - \* WITHOUT BLACK SLEEVE: -55°C TO 150°C.
3. FOR INSTALLATION PROCEDURE AND APPLICATION EQUIPMENT, CONSULT EITHER RPIP-683-00 OR RPIP-683-00-D.

FOR BEST RESULTS, PREPARE THE CABLE AS SHOWN:



TE Connectivity. All Rights Reserved.

2020

©

DIMENSIONS: mm	DWN	T. CORREIA	11MAR2020	MATERIAL	-	FINISH	-
	CHK	R. MACNAUGHTON	11MAR2020	TE Connectivity			
TOLERANCES UNLESS OTHERWISE SPECIFIED:	APVD	N. PRZYBYLSKA	11MAR2020				
	PRODUCT SPEC				ONE STEP RF CONNECTOR		
APPLICATION SPEC				50 OHM BNC			
0 PLC ± -	WEIGHT			SIZE	CAGE CODE	DRAWING NO	RESTRICTED TO
1 PLC ± -	-			A4	06090	© RBD-50-P-XX	-
2 PLC ± -	-			SCALE DNS			
3 PLC ± -	-			SHEET 1 OF 1			
4 PLC ± -	-			REV 1			
ANGLES ± -	-			CUSTOMER DRAWING			