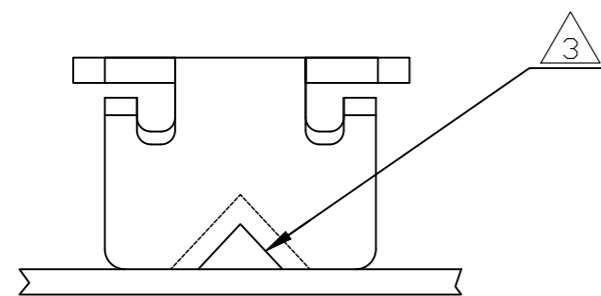


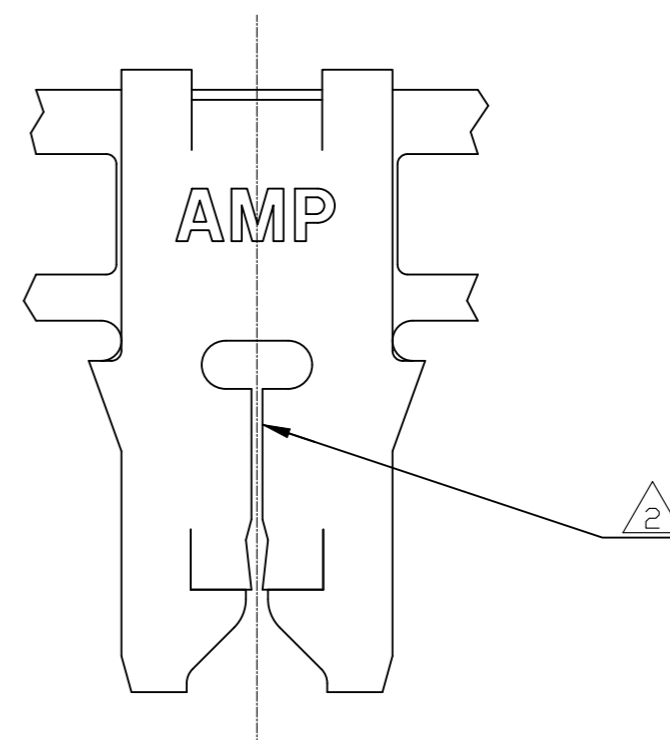
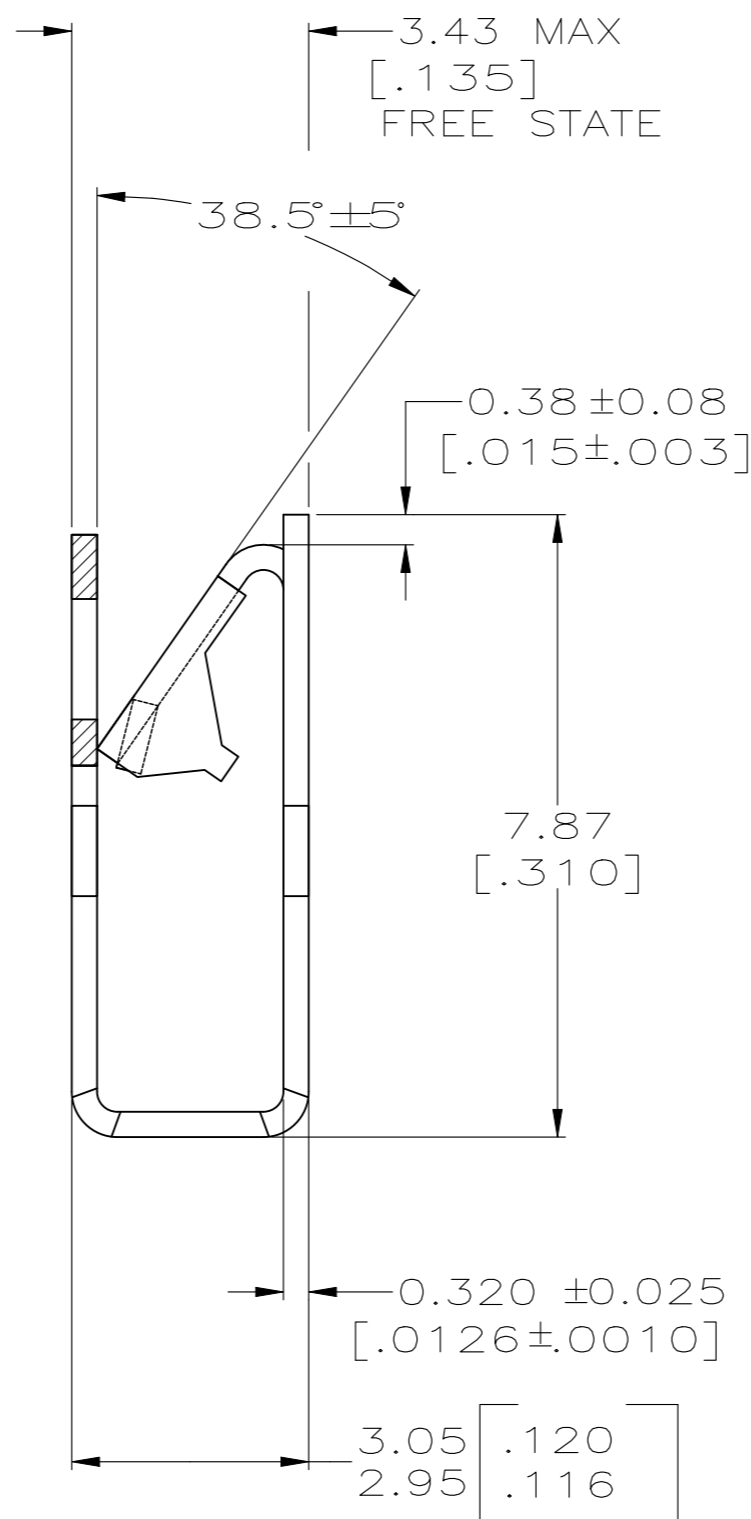
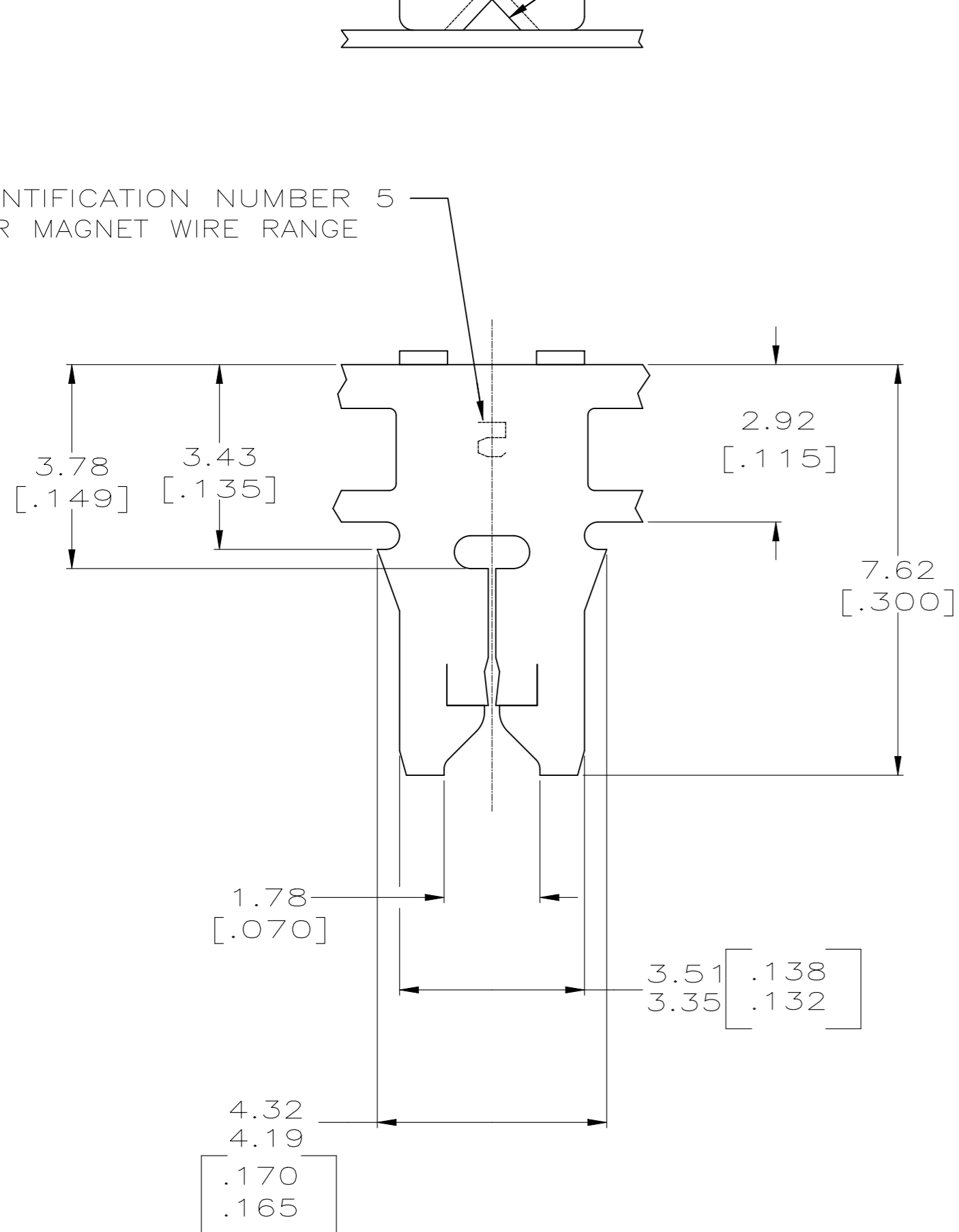
THIS DRAWING IS UNPUBLISHED. RELEASED FOR PUBLICATION
 © COPYRIGHT - By - ALL RIGHTS RESERVED.

LOC		DIST		REVISIONS			
P	LTR	DESCRIPTION	DATE	DWN	APVD		
AF	50						
	A3	REVISED PER ECR-24-211280	14JUN2024	CJH	JH		

- 1 CONTINUOUS STRIP ON REELS WITH TERMINALS LOCATED ON 5.59 ± 0.08 [$.220 \pm .003$] CENTERS
- △2 SLOT TERMINATES EITHER A SINGLE OR DOUBLE MAGNET WIRE OF THE SAME SIZE AND TYPE.
COPPER RANGE: 0.23-0.32mm [#31-#28]
ALUMINIUM WIRE RANGE: 0.28mm [#29]
- △3 POKE-IN ACCEPTS A 0.5-0.9mm [#20#18] AWG SOLID OR FUSED STRANDED LEAD WIRE.



IDENTIFICATION NUMBER 5 FOR MAGNET WIRE RANGE



1217234-1

PART NUMBER

THIS DRAWING IS A CONTROLLED DOCUMENT.		DWN MICHAEL S. FEHER 05NOV1999	TE Connectivity	
DIMENSIONS: INCHES		CHK KURT RANDOLPH 09NOV1999	NAME KURT RANDOLPH	
TOLERANCES UNLESS OTHERWISE SPECIFIED: 0 PLC ± - 1 PLC ± - 2 PLC ± 0.25[.010] 3 PLC ± - 4 PLC ± - ANGLES ± -		APVD KURT RANDOLPH 09NOV1999	PRODUCT SPEC 108-2012	
MATERIAL BRASS		FINISH TIN PLATE	APPLICATION SPEC 114-2046	RESTRICTED TO -
		WEIGHT -	SIZE A2	CAGE CODE 00779
		CUSTOMER DRAWING	DRAWING NO 1217234	SCALE 10:1
			SHEET 1 of 1	REV A3