© 2021 TE Connectivity. All Rights Reserved.

REVISIONS					
P	LTR	DESCRIPTION	DATE	DWN	APVD
	D1	REVISED PER ECR-11-005150	21MAR11	RK	HMR
	D2	PNs OUT OF MOLD TOOL FOR TE CHINA ADDED	25NOV2021	YP	MR
	D3	PCN-22-147784	02AUG2022	MR	AW

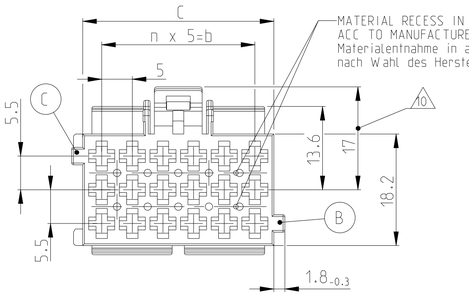

MATERIAL RECESS IN ALL VERSIONS (6-21POS; CODINGS A;B;C)
ACC TO MANUFACTURER'S CHOICE
Materialentnahme in allen Versionen (6-21 poling; Kodierungen A;B;C)
nach Wahl des Herstellers.

1

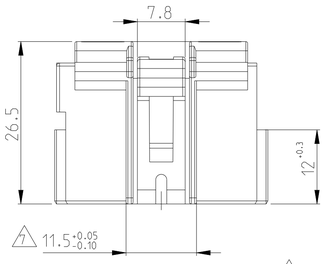

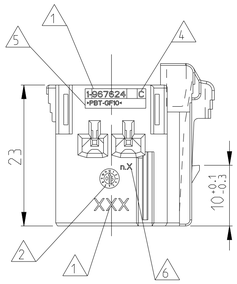

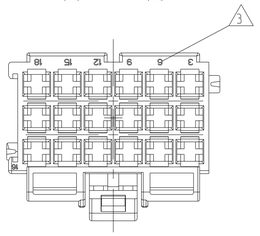

1-967624-....

MECHANICAL. CODING
Mechanische Kodierung A

(RIBS B-C) AS SHOWN
(Rippen B-C) wie gezeichnet

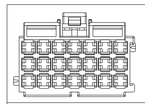	10.1g	6	30	36.2	21	36	0.7g
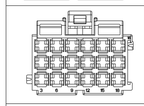	9.1g	5	25	31.2	18	31	0.65g
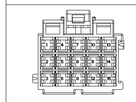	7.6g	4	20	26.2	15	26	0.55g
	6.5g	3	15	21.2	12	21	0.5g
	5.1g	2	10	16.2	9	16	0.4g
	3.9g	1	5	11.2	6	11	0.35g
CODING A : CAVITY NUMBERING (CAVITIES ONLY SYMBOL) Kodierung A : Kammerbezeichnung (Kammern nur symbol. dargest.)	WEIGHT Gewicht	n	b ±0.2	c +0.15 -0.25	POSITIONS Polzahl	a ±0.15	WEIGHT Gewicht

8

2

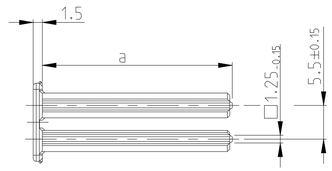

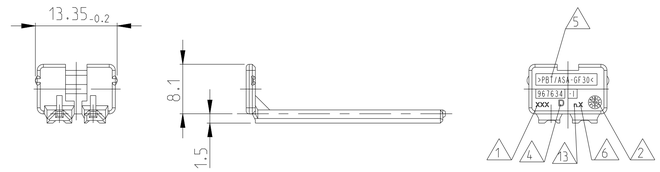

967634-1 AS SHOWN
wie gezeichnet

NOTES:

1. TE CONNECTIVITY LOGO. SINLGE PART No.
   TE CONNECTIVITY LOGO. Bestell-Nr Einzelteil.
2. PRODUCTION-DATE
   Produktionsdatum
3. CAVITY-MARKING
   Kammerbezeichnung
4. THE REVISION STATUS OF THE MOULD
   Aenderungszustand des Werkzeuges
5. MATERIAL-MARKING ACC. TO VDA 260
   Werkstoffkennzeichnung nach
6. MOULD CAVITY-MARKING
   Nestmarkierung
7. WARPAGE TO 11.3mm PERMITTED
   Verzug bis 11.3mm zulaessig
8. DIMENSION RESP WEIGHT OF SECOND LOCKING DEVICE
   Mass bzw. GewichT der zweiten Kontaktsicherung
9. PACKAGING: LOOSE PIECE IN CORRUGATED BOX FOR BOTH PARTS.
   Verpackung: Beide Teile werden lose im Karton geliefert.
10. WARPAGE TO 16mm PERMITTED
    Verzug bis 16mm zulaessig
11. CAVITIES MATING WITH JUNIOR POWER TIMER CONTACT (WITHOUT SINGLE WIRE SEAL)
    MAX. WIRE SIZE 2.5mm² FLR - SEE DRAWING: 1355046
    Kontaktkammern passend fuer Junior Power Timer
    Kontakte (ohne Einzel- Dichtungs- System)
    max. Drahtgroessenbereich 2.5mm² FLR - siehe Zeichnung:
    TE CONNECTIVITY-No.: 1355046
12. MATED WITH
    passend zu:
    SEE DRAWINGS / s. Zeichnungen.
    -1355072 (TAB HOUSINGS / Flachsteckergehaeuse)
    -966140 (TAB HEADER / Messerleisten)
    -114-18085-025 (INTERFACE DRAWING / Ausf.vorschrift)
13. TOOL-NUMERATION
    Werkzeugnummerierung
14. ORDER NO FOR PARTS IN TE CHINA

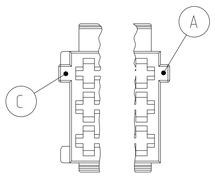

2-....

MECHANICAL . CODING
Mechanische Kodierung B

(RIBS A-C) AS SHOWN
(Rippen A-C) wie gezeichnet

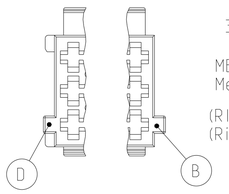

3-....

MECHANICAL. CODING
Mechanische Kodierung C

(RIBS B-D) AS SHOWN
(Rippen B-D) wie gezeichnet

SECONDARY LOCKING DEVICE Zweite Kontaktsicherung								CODING / Kodierung C RIBS / Rippen: B-D				CODING / Kodierung B RIBS / Rippen: A-C				CODING / Kodierung A RIBS / Rippen: B-C																												MECHANICAL CODING Mechanische Kodierung		
–	967635-1	D	2	SECONDARY LOCKING DEVICE Zweite Kontaktsicherung	21 POS. polig	PBT / ASA - GF30	CLAY BROWN Lehm-braun	–	–		–	–	–			–	–		–	–	1-967625-6	C	GENTIAN BLUE Enzian-blau	–	1-967625-5	C	RAPE YELLOW Raps-gelb	–	1-967625-4	C	YELLOW GREEN Gelb-grueen	–	1-967625-3	C	TRAFFIC PURPLE Verkehrs-purpur	–	1-967625-2	C	SLATE GREY Schiefer-grau	–	1-967625-1	C	CLAY BROWN Lehm-braun	1	TAB HOUSINGS / FLACHSTECKERGEHAEUSE 2.8mm	21 POS. polig	PBT - GF10
–	967634-1	D	2		18 POS. polig		SLATE GREY Schiefer-grau	–	3-967624-6 3-967624-1	C C	CLAY BROWN Lehmbraun DUSTY GREY Staubgrau	–	2-967624-6 2-967624-1	C C	CLAY BROWN Lehmbraun PURE WHITE Reinweisse	–	–		–	–	1-967624-6	C	CLAY BROWN Lehm-braun	–	1-967624-5	C	GENTIAN BLUE Enzian-blau	–	1-967624-4	C	RAPE YELLOW Raps-gelb	–	1-967624-3	C	YELLOW GREEN Gelb-grueen	–	1-967624-2	C	TRAFFIC PURPLE Verkehrs-purpur	–	1-967624-1	C	SLATE GREY Schiefer-grau	1		18 POS. polig	
–	967633-1	D	2		15 POS. polig		TRAFFIC PURPLE Verkehrs-purpur	–	–		–	–	2-967623-3 (D3)	C	RAPE YELLOW Rapsgelb	–	–		–	–	1-967623-6 14 8-967623-6	C A	SLATE GREY Schiefer-grau	–	1-967623-5 14 8-967623-5	C A	CLAY BROWN Lehm-braun	–	1-967623-4 14 8-967623-4	C A	GENTIAN BLUE Enzian-blau	–	1-967623-3 14 8-967623-3	C A	RAPE YELLOW Raps-gelb	–	1-967623-2 14 8-967623-2	C A	YELLOW GREEN Gelb-grueen	–	1-967623-1 14 8-967623-1	C A	TRAFFIC PURPLE Verkehrs-purpur	1		15 POS. polig	
–	967632-1	D	2		12 POS. polig		YELLOW GREEN Gelb-grueen	–	–		–	–	–		–	–	–		–	–	1-967622-6	C	TRAFFIC PURPLE Verkehrs-purpur	–	1-967622-5	C	SLATE GREY Schiefer-grau	–	1-967622-4	C	GENTIAN BLUE Enzian-blau	–	1-967622-3	C	CLAY BROWN Lehm-braun	–	1-967622-2	C	RAPE YELLOW Raps-gelb	–	1-967622-1	C	YELLOW GREEN Gelb-grueen	1		12 POS. polig	
–	967631-1	D	2		9 POS. polig		RAPE YELLOW Raps-gelb	–	–		–	–	–		–	–	–		–	–	1-967621-6	C	YELLOW GREEN Gelb-grueen	–	1-967621-5	C	TRAFFIC PURPLE Verkehrs-purpur	–	1-967621-4	C	SLATE GREY Schiefer-grau	–	1-967621-3	C	CLAY BROWN Lehm-braun	–	1-967621-2	C	GENTIAN BLUE Enzian-blau	–	1-967621-1	C	RAPE YELLOW Raps-gelb	1		9 POS. polig	
–	968271-1	D	2		6 POS. polig		GENTIAN BLUE Enzian-blau	–	–		–	–	–		–	–	1-965640-7	C	FLAME RED Feuer-rot	–	1-965640-6	C	RAPE YELLOW Raps-gelb	–	1-965640-5	C	YELLOW GREEN Gelb-grueen	–	1-965640-4	C	TRAFFIC PURPLE Verkehrs-purpur	–	1-965640-3	C	SLATE GREY Schiefer-grau	–	1-965640-2	C	CLAY BROWN Lehm-braun	–	1-965640-1	C	GENTIAN BLUE Enzian-blau	1		6 POS. polig	
CUSTOMER PART No. Kunden-Einzel teil-No.	TE ORDER NO. TE Bestell-Nr.	REV.	POS.		DESCRIPTION Benennung Einzelteil		MATERIAL Werkstoff	CUSTOMER PART No. Kunden-Einzel teil-No.	ORDER NO. Bestell-Nr.	REV.	COLOR Farbe	CUSTOMER PART No. Kunden-Einzel teil-No.	TE ORDER NO. TE Bestell-Nr.	REV.	COLOR Farbe	CUSTOMER PART No. Kunden-Einzel teil-No.	ORDER NO. Bestell-Nr.	REV.	COLOR Farbe	CUSTOMER PART No. Kunden-Einzel teil-No.	ORDER NO. Bestell-Nr.	REV.	COLOR Farbe	CUSTOMER PART No. Kunden-Einzel teil-No.	ORDER NO. Bestell-Nr.	REV.	COLOR Farbe	CUSTOMER PART No. Kunden-Einzel teil-No.	ORDER NO. Bestell-Nr.	REV.	COLOR Farbe	CUSTOMER PART No. Kunden-Einzel teil-No.	ORDER NO. Bestell-Nr.	REV.	COLOR Farbe	CUSTOMER PART No. Kunden-Einzel teil-No.	ORDER NO. Bestell-Nr.	REV.	COLOR Farbe	POS.	DESCRIPTION Benennung Einzelteil	MATERIAL Werkstoff
SECONDARY LOCKING DEVICE Zweite KoNtaktsicherung								JUNIOR POWER TIMER HOUSING / Junior Power Timer Gehaeuse																																											

THIS DRAWING IS A CONTROLLED DOCUMENT.	DWN K. Gerlach 14.APR 98	TE Connectivity	
DIMENSIONS: mm	CHK R. Huebner 14.APR 98		
TOLERANCES UNLESS OTHERWISE SPECIFIED: n. ISO 8015 n. DIN 16901 - ND; 0-PLC ±, 1 PLC ±, 2 PLC ±, 3 PLC ±, 4 PLC ±, ANGLES ±	APVD J. Hass 14.APR 98	NAME PRODUCT GROUP DRAWING FOR: JUNIOR POWER TIMER HSG. 6-21POS AND SECONDARY LOCKING DEVICE Produkt-Gruppen-Zeichnung Fuer JPT-Gehaeuse, 6-21 polig und zweite Kontaktsicherung	
MATERIAL SEE TABLE -	FINISH SEE TABLE -	PRODUCT SPEC PRODUKTSPEZ. 108-94789 (D2)	SIZE A1 / CAGE CODE 00779 / DRAWING NO C-1355071 / RESTRICTED TO -
		APPLICATION SPEC VERARBEITUNGSSPEZ. - / WEIGHT -	
		CUSTOMER DRAWING	SCALE 2:1 / SHEET 1 OF 1 / REV D3

4805 (3/13)