© – TE Connectivity. All Rights Reserved.

REVISIONS					
P	LTR	DESCRIPTION	DATE	DWN	APVD
	C4	REVISED PER ECR-22-132219	22MAR2022	SK	DZ

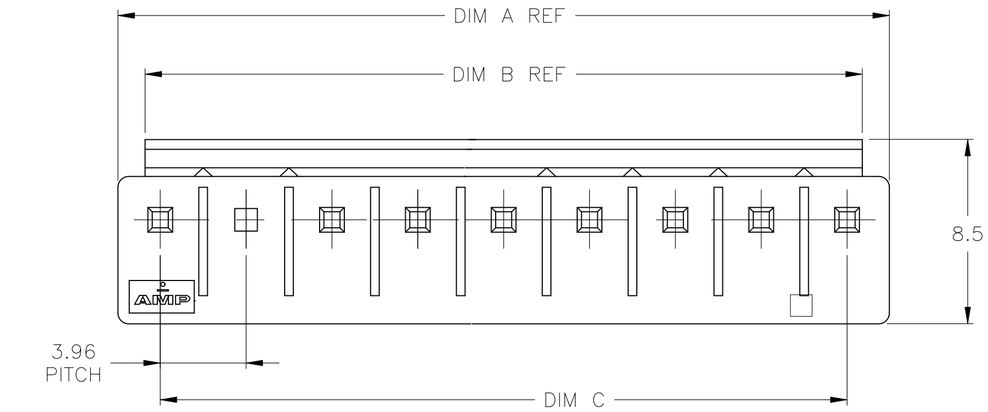

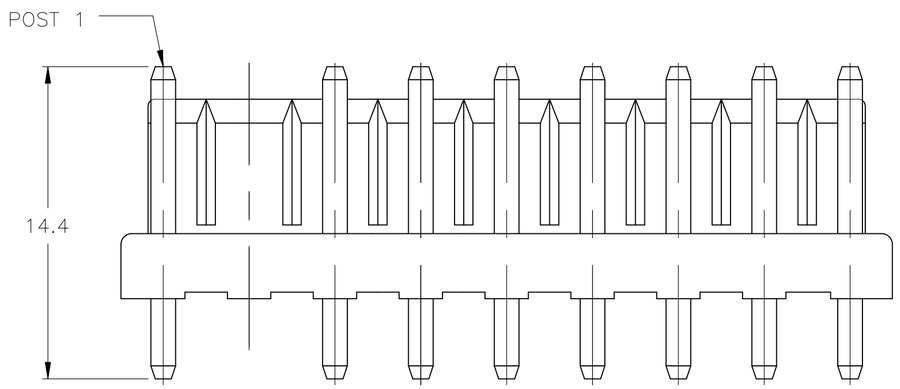

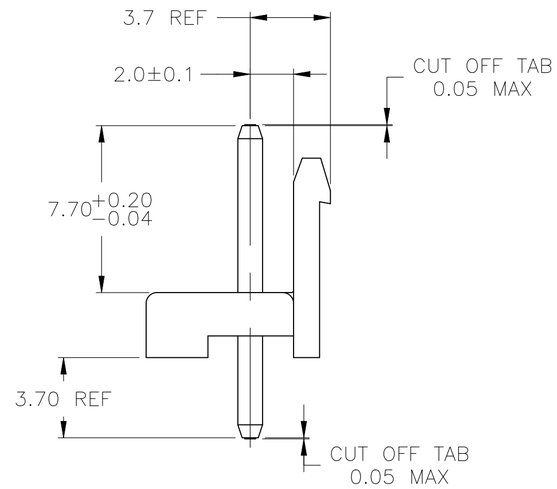

1. MATERIAL: HOUSING– PBT, NATURAL
POST– BRASS, 1MICROMETER MIN TIN OVER
0.8 MICROMETER MIN NICKEL.

2. RECOMMENDED MATING PART: *–1123722–*

3. O : WITH PIN,
X : WITHOUT PIN.

1744109–1 SHOWN

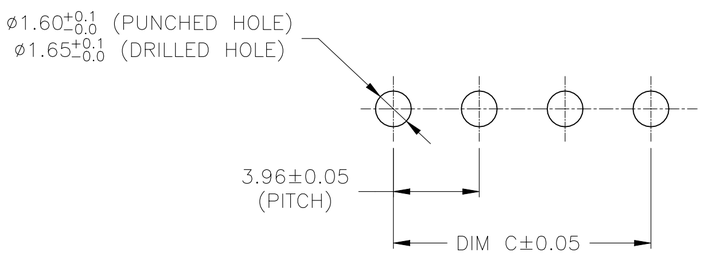

PCB LAYOUT
THICKNESS: 1.60

	1	2	3	4	5	6	7	8	9	10	11	HOUSING COLOR	DIM C	DIM B	DIM A	NO. OF POSITIONS	ASSEMBLY PART NO.
	O	X	O	X	O	X	O	X	O	/	/	BLACK	31.68	33.08	35.58	9	5–1744109–5
	O	X	O	X	O	X	O	X	O	/	/	RED	31.68	33.08	35.58	9	4–1744109–5
	O	X	O	X	O	X	O	X	O	/	/	YELLOW	31.68	33.08	35.58	9	2–1744109–5
	O	O	O	O	O	O	O	O	O	/	/	NATURAL	31.68	33.08	35.58	9	1–1744109–9
	O	O	O	O	O	O	O	O	O	O	O	NATURAL	39.60	41.00	43.50	11	1–1744109–1
	O	X	O	X	O	X	O	X	O	X	O	NATURAL	39.60	41.00	43.50	11	1–1744109–6
	O	X	O	X	O	X	O	X	O	/	/	BLUE	31.68	33.08	35.58	9	3–1744109–5
	O	X	O	X	O	X	O	X	O	/	/	NATURAL	31.68	33.08	35.58	9	1–1744109–5
	O	X	O	X	O	X	O	O	O	/	/	NATURAL	31.68	33.08	35.58	9	1744109–5
	O	O	O	O	O	O	O	X	O	/	/	BLUE	31.68	33.08	35.58	9	1744109–4
	O	O	O	O	O	O	O	X	O	/	/	NATURAL	31.68	33.08	35.58	9	1744109–3
OBSOLETE	O	X	O	O	O	X	O	O	O	/	/	NATURAL	31.68	33.08	35.58	9	1744109–2
	O	X	O	O	O	O	O	O	O	/	/	NATURAL	31.68	33.08	35.58	9	1744109–1
3	PIN POSITON																

THIS DRAWING IS A CONTROLLED DOCUMENT.

DIMENSIONS: mm

TOLERANCES UNLESS OTHERWISE SPECIFIED:
0 PLC ± –
1 PLC ± 0.5
2 PLC ± 0.30
3 PLC ± –
4 PLC ± –
ANGLES ± –

MATERIAL 1
FINISH 1

METRIC

DWN K. WHITAKER 07JUN04
CHK D. BOSSI 07JUN04
APVD D. BOSSI 07JUN04
PRODUCT SPEC 108–5609
APPLICATION SPEC –
WEIGHT 0.000000

TE Connectivity

NAME HEADER ASSEMBLY, SPECIAL, OMITTED POST, 9 POSITION, ECONOMY POWER (EP)

SIZE	CAGE CODE	DRAWING NO	RESTRICTED TO
A2	00779	C–1744109	–

CUSTOMER DRAWING | SCALE N/A | SHEET 1 OF 1 | REV C4

1744109

1471–9 (1/15)