© 2019 TE Connectivity. All Rights Reserved.

REVISIONS					
P	LTR	DESCRIPTION	DATE	DWN	APVD
	C	REV PER ECO 19-013162	9-5-19	CT	DH
	D	REV PER ECO 21-003080	26OCT2021	LN	DH

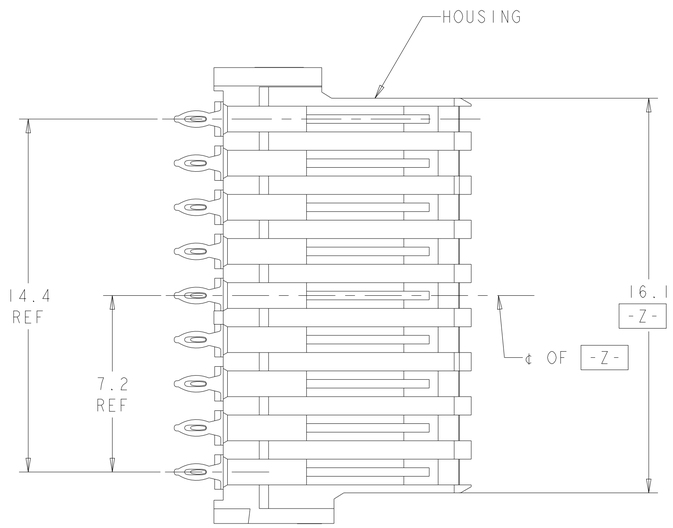

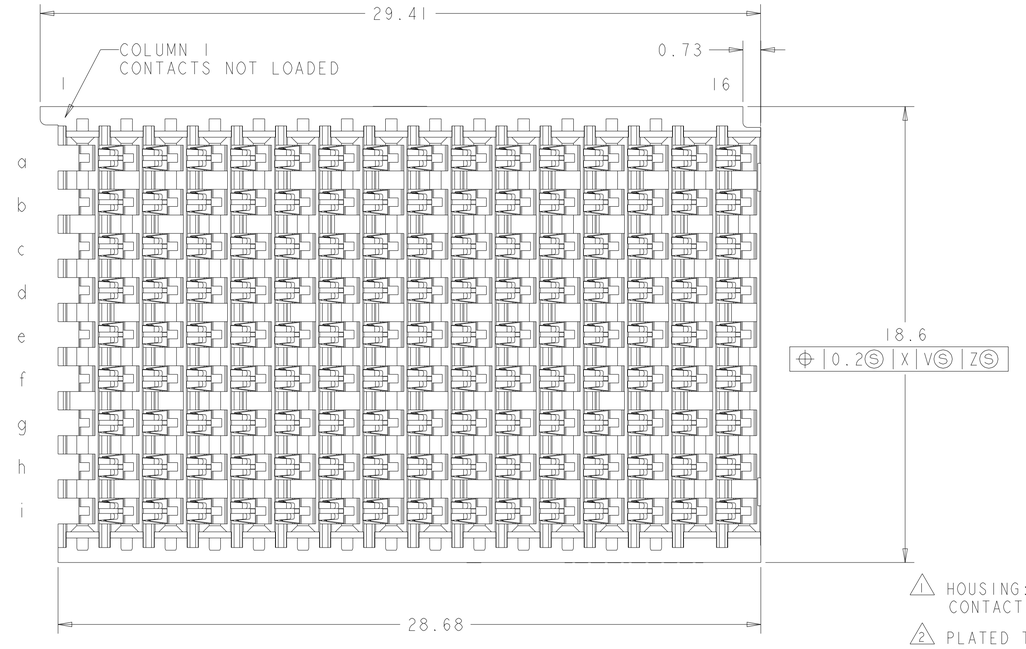

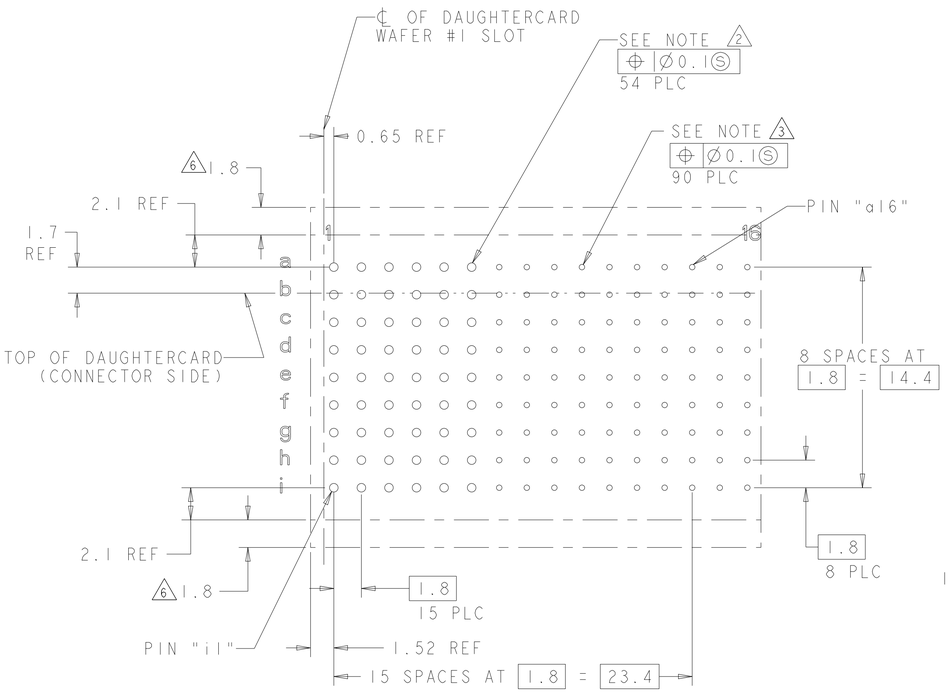

PC BOARD LAYOUT
(CONNECTOR SIDE)
SCALE 5:1

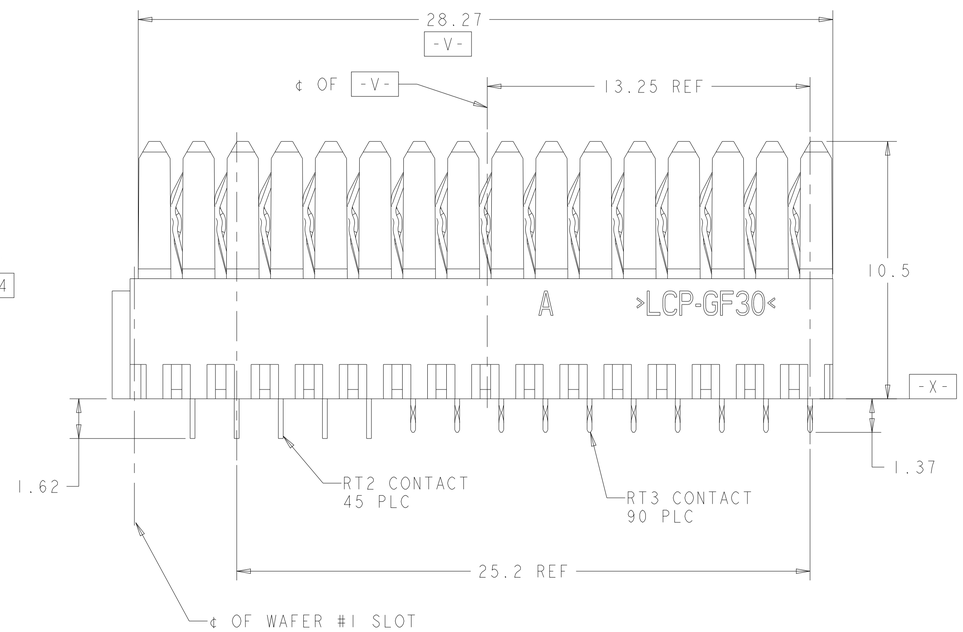

1. HOUSING: LCP, UL94V0, COLOR: BLACK.
   CONTACT: PHOSPHOR BRONZE.
2. PLATED THROUGH HOLE PER 114-13056, FIGURE 4 OR 114-163004, FIGURE 10.
3. PLATED THRU HOLE SPECIFICATION:
   - DRILLED HOLE: Ø0.45±0.02
   - 0.025-0.050 THICK COPPER PLATING (MAX HARDNESS 150 KNOOP)

   FINISH OPTIONS:
   - 0.0038-0.0124 HOT AIR SOLDER LEVELING (HASL) TIN-LEAD (SnPb)
   - 0.0005-0.004 IMMERSION TIN (Sn)
   - 0.0002-0.0005 ORGANIC SOLDERABILITY PRESERVATIVE (OSP)
   - 0.0001-0.0005 IMMERSION SILVER (Ag)
   - 0.0001-0.0005 IMMERSION GOLD OVER 0.00127-0.0076 NICKEL (ENIG)

   FINISH HOLE DIAMETER AFTER PLATING = Ø0.36 REF
4. FINISH: 1.27µm GOLD IN CONTACT AREA 1.27µm MIN. TIN-LEAD (93/7) ON PCB TAIL OVER 2.54µm MIN. NICKEL OVER ALL.
5. FINISH: 1.27µm MIN GOLD IN CONTACT AREA, 0.50µm MIN TIN ON PCB TAIL OVER 2.54µm MIN. NICKEL OVER ALL.
6. ADDITIONAL CONNECTOR-SIDE KEEPOUT AREA REQUIRED IF CONNECTOR-SIDE EXTRACTION TOOL IS TO BE USED.
7. FINISH: 1.27µm GOLD IN CONTACT AREA 1.27µm MIN. TIN-LEAD (60/40) ON PCB TAIL OVER 2.54µm MIN. NICKEL OVER ALL.

	1	2	3	4	5	6	7	8	9	10	11	12	13	14	15	16
a	N	2	2	2	2	2	3	3	3	3	3	3	3	3	3	3
b	N	2	2	2	2	2	3	3	3	3	3	3	3	3	3	3
c	N	2	2	2	2	2	3	3	3	3	3	3	3	3	3	3
d	N	2	2	2	2	2	3	3	3	3	3	3	3	3	3	3
e	N	2	2	2	2	2	3	3	3	3	3	3	3	3	3	3
f	N	2	2	2	2	2	3	3	3	3	3	3	3	3	3	3
g	N	2	2	2	2	2	3	3	3	3	3	3	3	3	3	3
h	N	2	2	2	2	2	3	3	3	3	3	3	3	3	3	3
i	N	2	2	2	2	2	3	3	3	3	3	3	3	3	3	3

2 = RT2 CONTACT (SEE NOTE 2)

3 = RT3 CONTACT (SEE NOTE 3)

N = NO CONTACT LOADED

7	2302791-3
5	2302791-2
4	2302791-1
PLATING	PART NO

THIS DRAWING IS A CONTROLLED DOCUMENT.

DIMENSIONS: mm

TOLERANCES UNLESS OTHERWISE SPECIFIED:
0 PLC ±-
1 PLC ±0.5
2 PLC ±0.13
3 PLC ±-
4 PLC ±-
ANGLES ±1°0'

MATERIAL - 1 -

FINISH - SEE TABLE

DWN K. MILLER 11JUL2017
CHK A. TSANG 11JUL2017
APVD A. TSANG 11JUL2017
PRODUCT SPEC 108-2072-3
APPLICATION SPEC 114-163004
WEIGHT 6.35g

TE Connectivity

NAME VERTICAL RECEPTACLE ASSEMBLY CENTER, WITH POWER, RTM MULTIGIG RT 3

SIZE A1 | CAGE CODE 00779 | DRAWING NO C-2302791 | RESTRICTED TO

CUSTOMER DRAWING | SCALE 8:1 | SHEET 1 OF 1 | REV D

4805 (3/13)