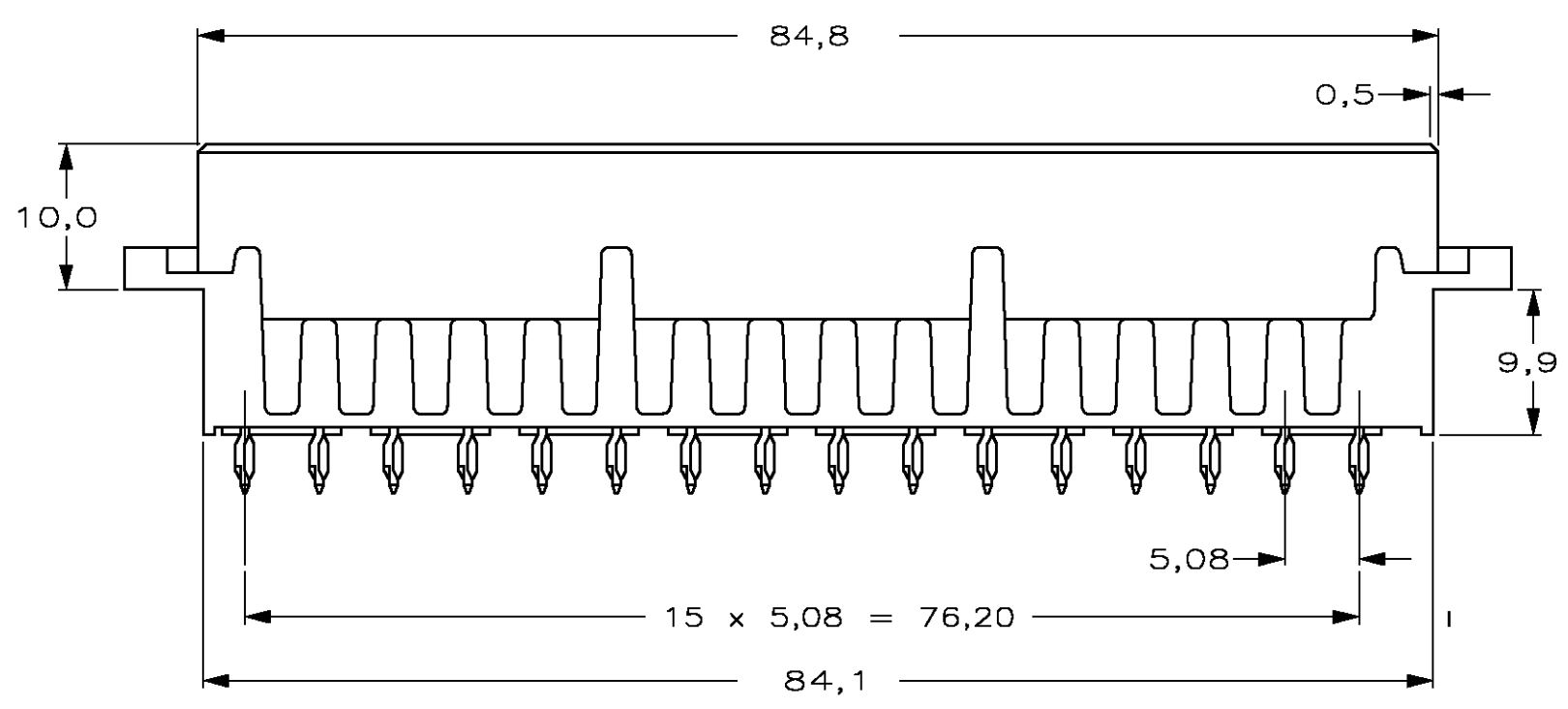
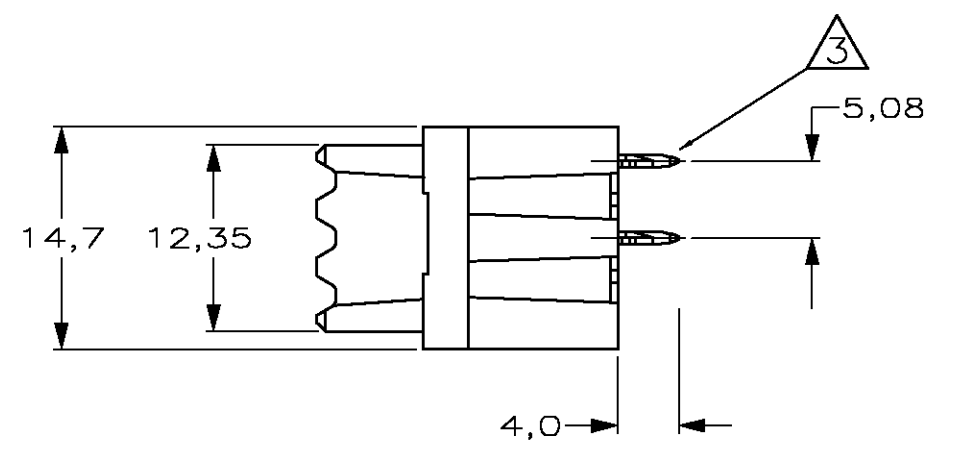
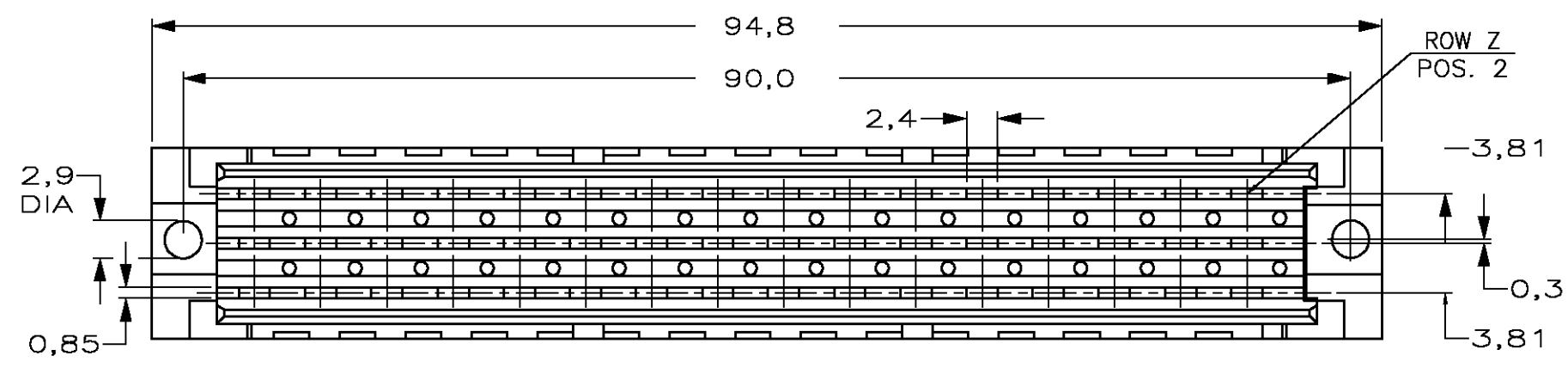
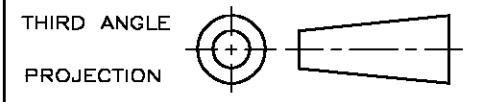


DO NOT SCALE  
DIMENSIONS IN mm

METRIC



NOTES :

- ① MATERIAL :  
- HOUSING : POLYESTER G.F. COLOUR : GREY.  
- CONTACTS : COPPER ALLOY
- ② FINISH :  
- 4 IEC 60603-2 PERFORMANCE LEVEL II OVER NICKEL IN CONTACT AREA  
Sn OVER 1.25 μm Ni ON SOLDER POST.
- ③ FOR P.C.B.-THICKNESS 1,6-2,4.

P.C.B. HOLE DIM. ACTION PIN	
DRILLED HOLE	1,15 ±0,025 mm
FIN. HOLE	1,015 ±0,075 mm
AFTER REFLOW	1,0 ±0,09 mm
Cu-thks	0,05 ±0,025 mm
SnPb-thks	0,007 ±0,003 mm
Ref. AMP spec.	106-14018/14019

ROW	z	b	d													
	X	X	X	X	X	X	X	X	X	X	X	X	X	X	X	
POS	32	30	28	26	24	22	20	18	16	14	12	10	8	6	4	2

AN ASTERISK „X” DENOTES A CONTACT.

		SEE NOTE ②		SEE NOTE ①		100108-4	
		FINISH		MATERIAL		PARTNUMBER	
-	-	-	-	-	-	CUSTOMER DRAWING FOR REFERENCE ONLY WILL NOT BE UPDATED	
F	ECO-17-010024	SY	SY	11JUL'17	© COPYRIGHT 19 - BY Tyco Electronics EC N.V. ALL INTERNATIONAL RIGHTS RESERVED. AMP PRODUCTS MAY BE COVERED BY U.S. AND FOREIGN AND/OR PATENTS PENDING.		
E	SR10-0276-01	BC	BC	25 JUN'01	THIS DRAWING IS UNPUBLISHED		
D	SR10-0254-01	BC	BC	14 JUN'01	RELEASED FOR PUBLICATION		
C	EH00-0476-96	LvdH	J.G.	27 MAY'97	<b>AMP</b> Tyco Electronics EC N.V. Oostkamp - Belgium		
B	EH00-0671-97	LvdH	J.G.	17 JUL'97	NAME		
A	-	RvL	J.G.	15 JUL'90	2 x 16 POS. TYPE "F" FEMALE B.T.B. - A.P. CONNECTOR		
LTR.	REVISION RECORD	DR.	CHK.	DATE			
DR.:	Colpoert B.	CHK.:	Colpoert B.	APP.:	Colpoert	DWG.No.	C-100108
DATE:	-	DATE:	-	DATE:	-	REV.LTR.	F
						SHEET	1 OF 1
							A3

8 7 6 5 4 3 2 1