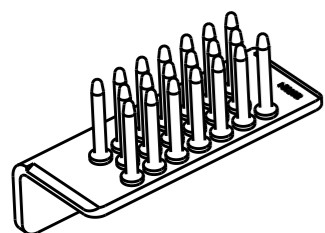
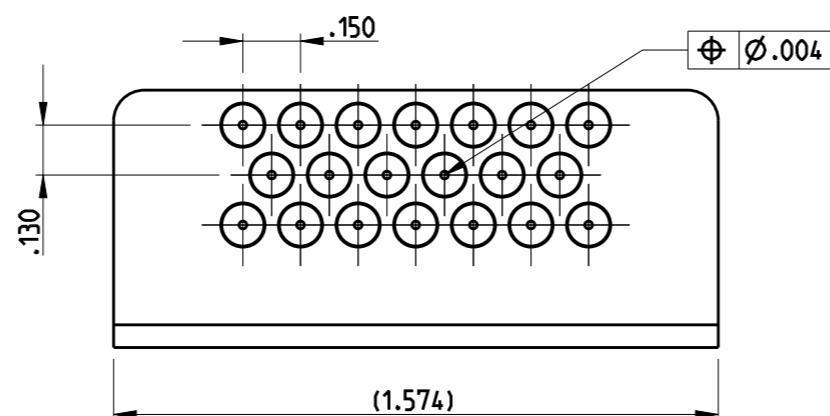
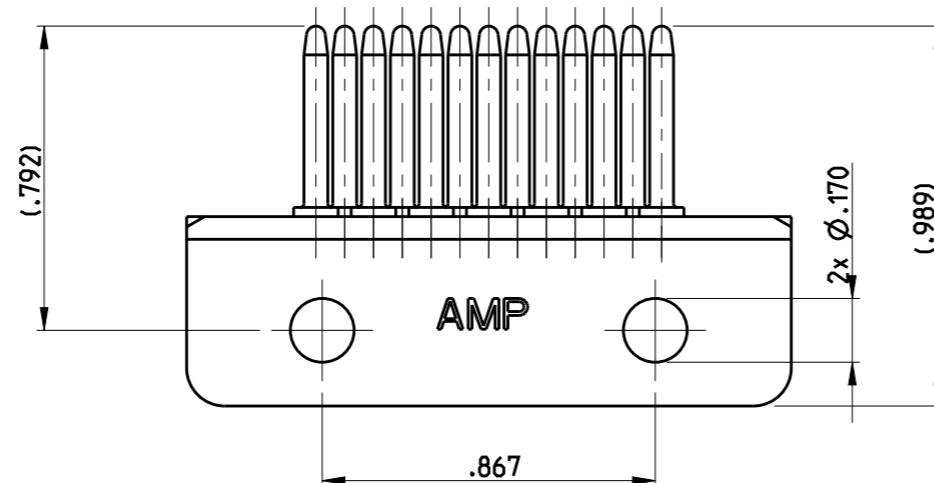
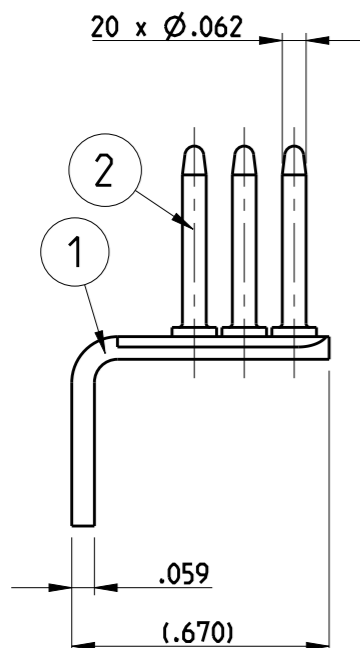
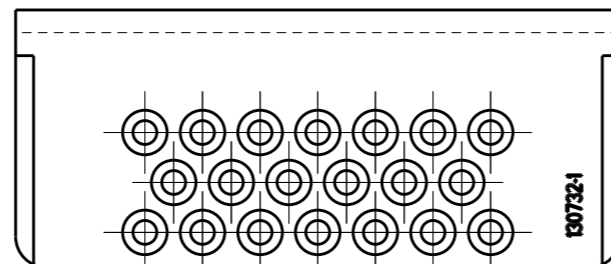


THIS DRAWING IS UNPUBLISHED. RELEASED FOR PUBLICATION
© COPYRIGHT 19 BY - ALL RIGHTS RESERVED.

LOC		DIST		REVISIONS			
P	LTR	DESCRIPTION	DATE	DWN	APVD		
-	-	A	DRAWING RELEASE	31/7/07	NH	YP	
		B	MODIF TIN BRACKET PLATING- CLARIFICATION	18JUN2013	JT	YP	
		C	ADDED NOTE 1	22MAR2019	LN	YP	



SCALE 1:1



- 1. MATES TO 131435-3. 130733-2. 130733-4.
- 2 .000030 MIN AU OVER NICKEL.
- 3 .00016 MIN Sn. OVER Cu UNDERLAYER

FINISH	MATERIAL	QTY	PART DESCRIPTION	ITEM
2	BRASS	20	PIN	2
3	BRASS	1	BRACKET	1

130732-1
PART NUMBER

THIS DRAWING IS A CONTROLLED DOCUMENT.		DWN 31JULY2007 Niranjan Hegde	TE Connectivity		
DIMENSIONS: Inches		CHK 31JULY2007 Petronin Yves			
TOLERANCES UNLESS OTHERWISE SPECIFIED:		APVD 31JULY2007 Petronin Yves	PRODUCT SPEC		RESTRICTED TO
0 PLC ±.1 1 PLC ±.02 2 PLC ±.005 3 PLC ±. 4 PLC ANGLES ±1°		APPLICATION SPEC		SIZE A3	CAGE CODE -
MATERIAL TABLE		FINISH TABLE		DRAWING NO C-130732	
		WEIGHT 18 g		SCALE 2:1	
		Customer Drawing		SHEET 1 OF 1	