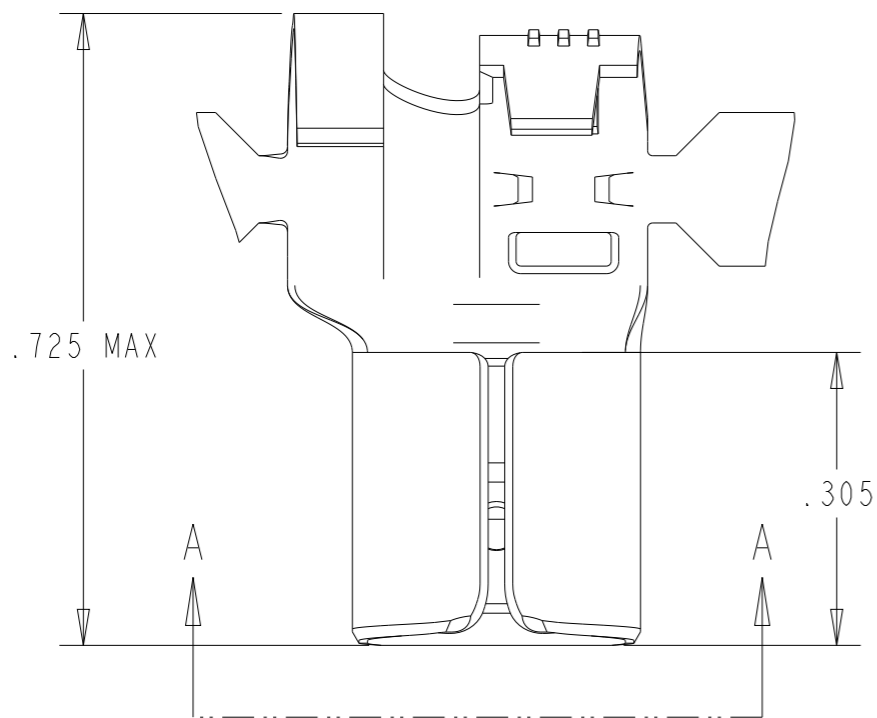
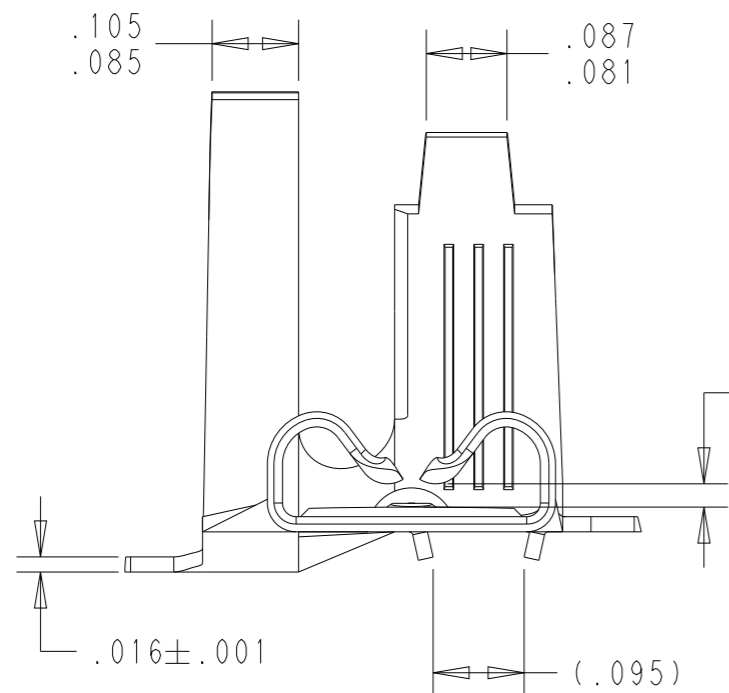


P	LTR	DESCRIPTION	DATE	DWN	APVD
	A4	REDRAWN/REVISED PER ECN-24-263032	26APR2024	BKW	DH

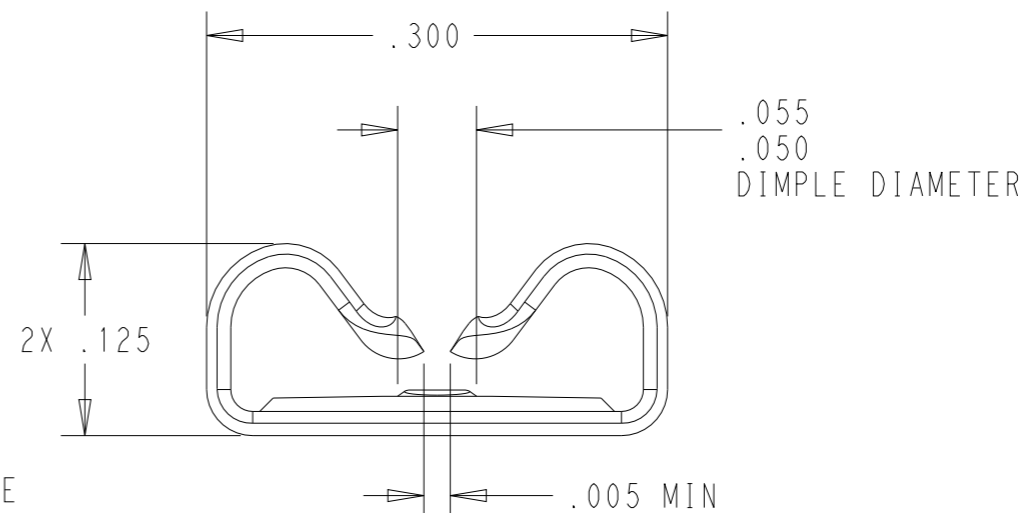


- CONTINUOUS STRIP ON REELS
- WIRE SIZE RANGE: (TWO WIRE) (2)14AWG OR (2)16AWG OR (1)14AWG+(1)16AWG ("TAB-LOK" CRIMP)  
INSULATION DIAMETER RANGE: (2).140 MAX ("O" CRIMP)
- MATING TAB THICKNESS IS .030-.033

△4 .000150 MIN NICKEL PLATE



GAP AS REQUIRED TO MEET FORCE SPECIFICATIONS AND .028 MAX



SECTION A-A  
SCALE 8:1

NICKEL △4	STEEL	1742626-1
FINISH	MATERIAL	PART NUMBER

THIS DRAWING IS A CONTROLLED DOCUMENT.		DWN B. WEAVER 01FEB2024	TE Connectivity NAME 250 SERIES FLAG, FASTON STANDARD RECEPTACLE -				
DIMENSIONS: IN		CHK D. HUMPHREY 01FEB2024					
TOLERANCES UNLESS OTHERWISE SPECIFIED:		APVD W. MOYER 01FEB2024					
0 PLC ± 1 PLC ± 2 PLC ±.010 3 PLC ± 4 PLC ± ANGLES ±5°		PRODUCT SPEC -					
MATERIAL SEE TABLE		APPLICATION SPEC 114-2078	SIZE A3	CAGE CODE 00779	DRAWING NO 1742626	RESTRICTED TO -	
FINISH SEE TABLE		WEIGHT -	CUSTOMER DRAWING		SCALE 5:1	SHEET 1 OF 1	REV A4