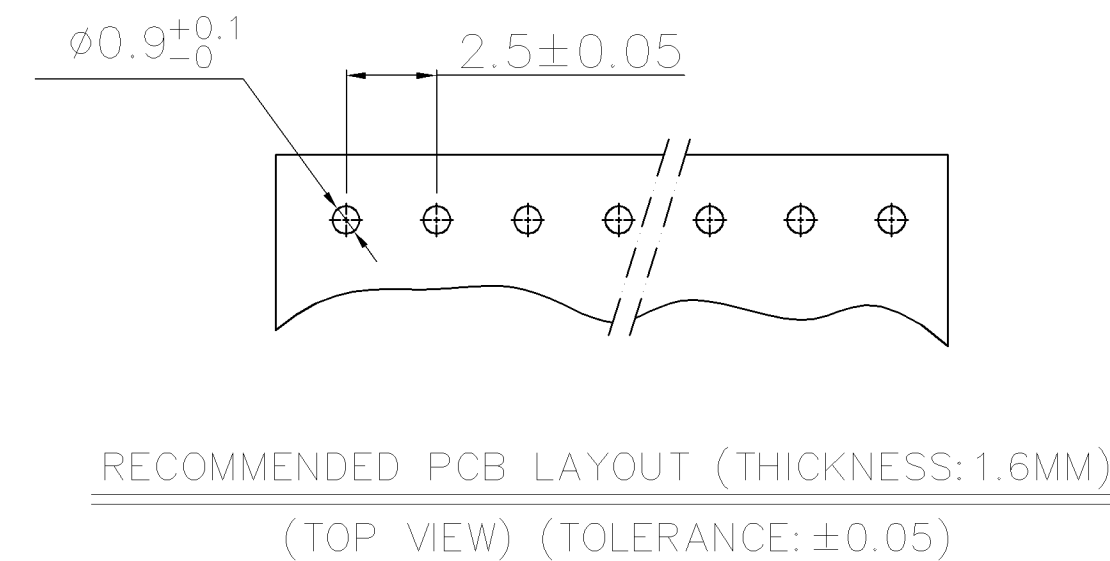
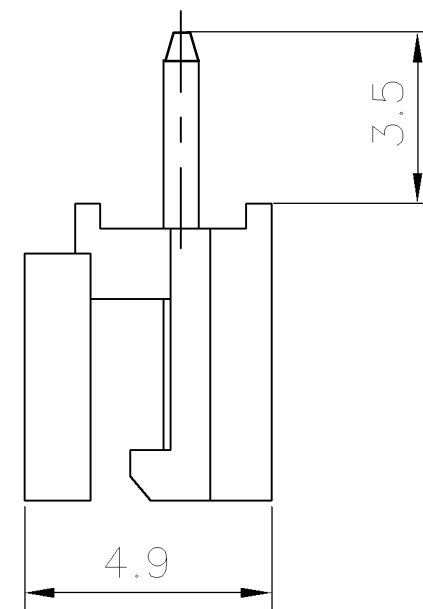
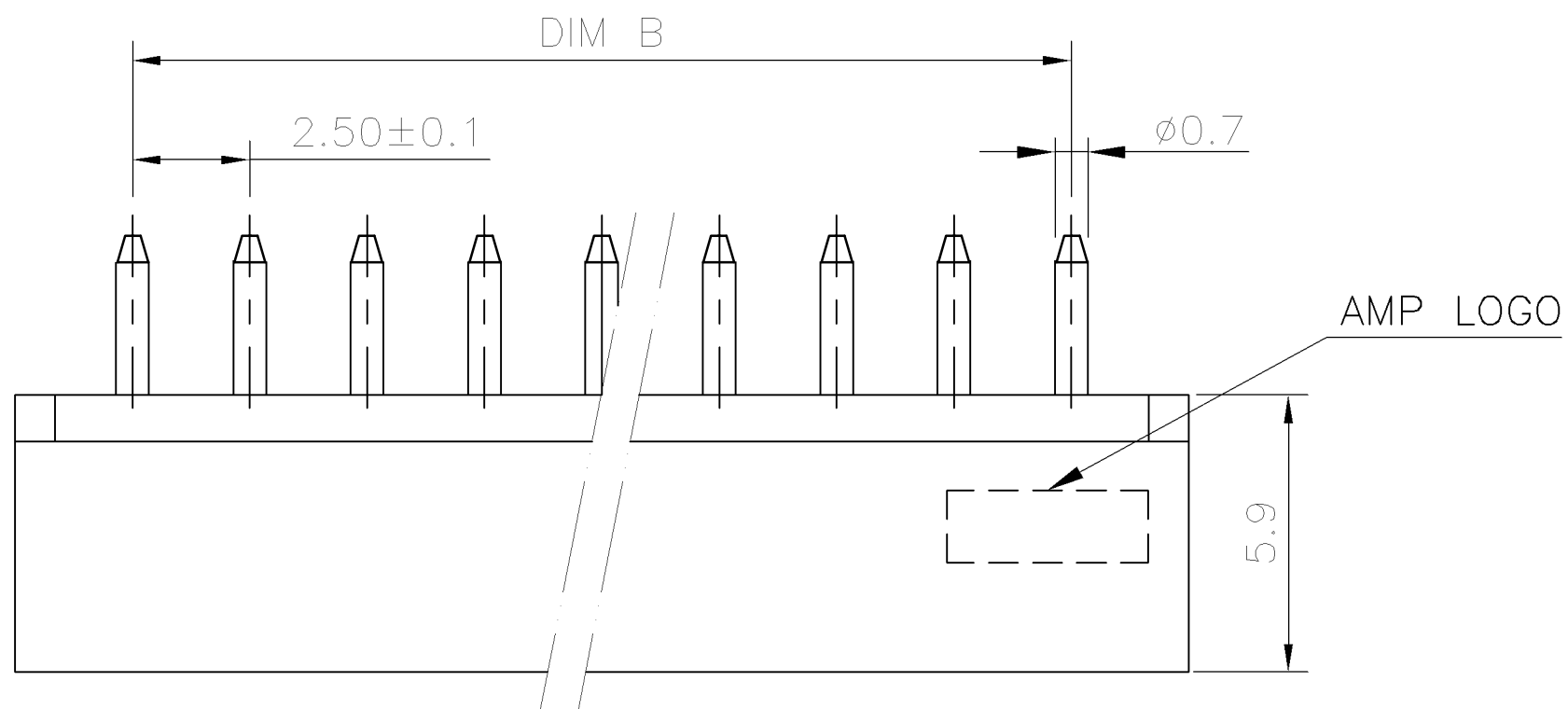


THIS DRAWING IS UNPUBLISHED. RELEASED FOR PUBLICATION

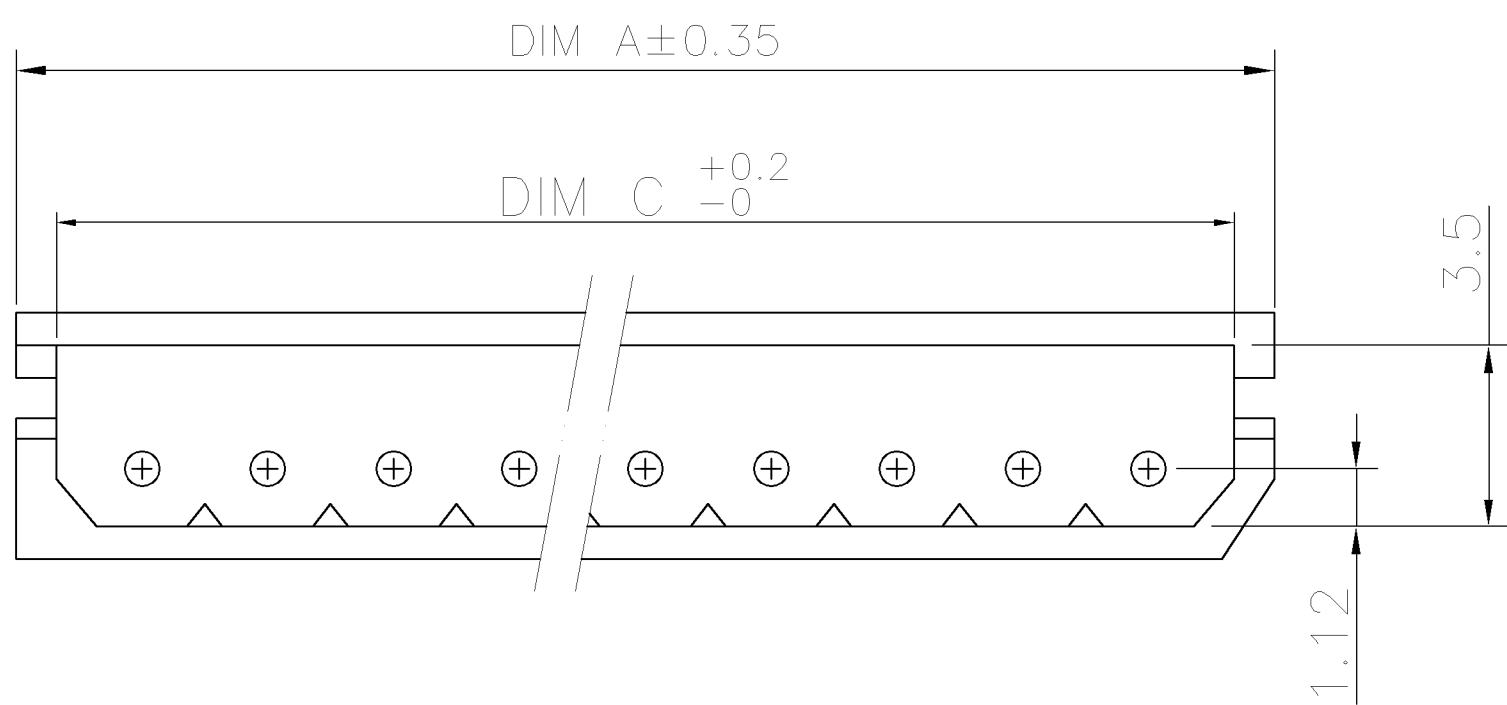
© COPYRIGHT BY TYCO ELECTRONICS CORPORATION. ALL RIGHTS RESERVED.

LOC	DIST	REVISIONS					
DW	—	P	LTR	DESCRIPTION	DATE	DWN	APVD
		A2		RELEASED ECR-16-007769	20JUN2016	J.J	W.H



NOTE:

- MATERIAL :  
HOUSING : PA46, 30%GF, UL 94-V0, COLOR: SEE TABLE  
CONTACT : BRASS, THICKNESS=ø0.7mm.
- FINISH:  
CONTACT: 2µm [80µ"] MIN. BRIGHT-TIN ON SOLDER TAIL, WITH ENTIRE CONTACT UNDERPLATED 0.75µm [30µ"] MIN. NICKEL.
- WAVE SOLDER CAPABLE TO 265°C PER TE TEST SPEC. 109-202, CONDITION B.

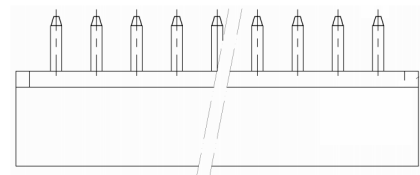


BLUE	10.9	7.50 ±0.10	12.5	4	2-1775284-4
	8.4	5.00 ±0.10	10.0	3	2-1775284-3
	5.9	2.50 ±0.10	7.5	2	2-1775284-2
IVORY	10.9	7.50 ±0.10	12.5	4	0-1775284-4
	8.4	5.00 ±0.10	10.0	3	0-1775284-3
	5.9	2.50 ±0.10	7.5	2	0-1775284-2
HSG. COLOR	DIM C	DIM B	DIM A	POS.	PART NUMBER


THIS DRAWING IS A CONTROLLED DOCUMENT.		DWN O. WU 26SEP2007	Tyco Electronics Corporation Taipei, Taiwan														
DIMENSIONS: MM		CHK S. HOU 26SEP2007															
TOLERANCES UNLESS OTHERWISE SPECIFIED:		APVD W.J. KE 26SEP2007	NAME														
<table border="0"> <tr><td>0 PLC</td><td>± 0.50</td></tr> <tr><td>1 PLC</td><td>± 0.20</td></tr> <tr><td>2 PLC</td><td>± 0.10</td></tr> <tr><td>3 PLC</td><td>± 0.05</td></tr> <tr><td>4 PLC</td><td>± -</td></tr> <tr><td>ANGLES</td><td>± 3°</td></tr> </table>		0 PLC	± 0.50	1 PLC	± 0.20	2 PLC	± 0.10	3 PLC	± 0.05	4 PLC	± -	ANGLES	± 3°	PRODUCT SPEC 108-57175	2.5mm PITCH EMIX POST, HEADER, VERTICAL TYPE		
0 PLC	± 0.50																
1 PLC	± 0.20																
2 PLC	± 0.10																
3 PLC	± 0.05																
4 PLC	± -																
ANGLES	± 3°																
MATERIAL SEE NOTE		QUALIFICATION TEST REPORT 501-57195	SIZE	CAGE CODE	DRAWING NO												
FINISH SEE NOTE		WEIGHT --	A3	00779	C=1775284												
CUSTOMER DRAWING			RESTRICTED TO	SCALE	SHEET												
			—	—	1 OF 2												
			REV	A2													

THIS DRAWING IS UNPUBLISHED.      RELEASED FOR PUBLICATION  
 © COPYRIGHT - BY TYCO ELECTRONICS CORPORATION.      ALL RIGHTS RESERVED.

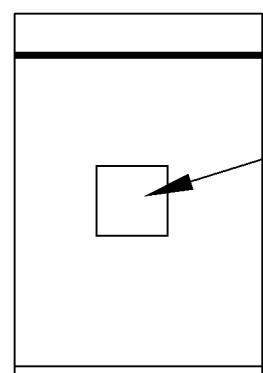
LOC DW	DIST —	REVISIONS			
P	LTR	DESCRIPTION	DATE	DWN	APVD
		SEE SHEET 1.			



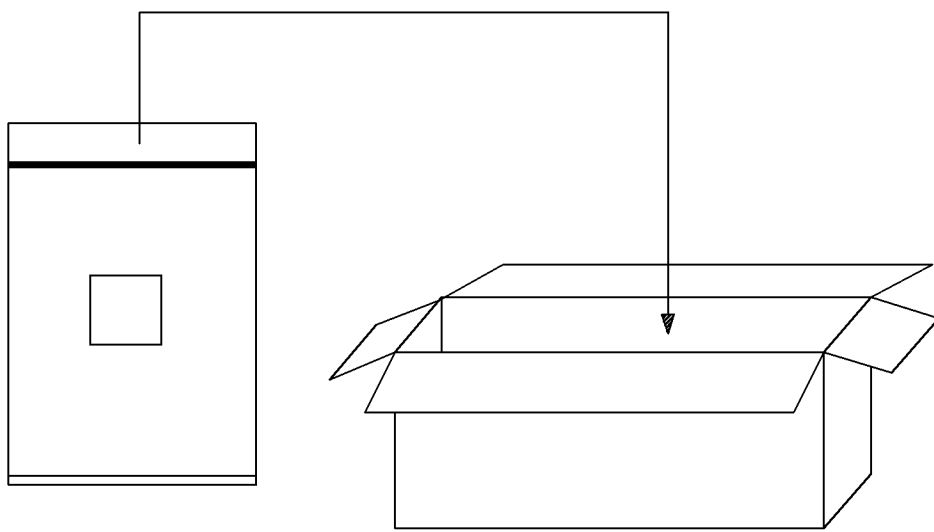
CONNECTOR




BAG



LABEL



SHIPPING BOX



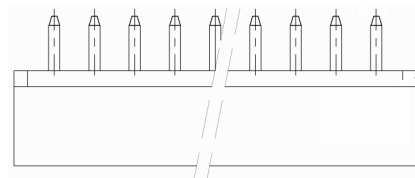
LABEL

- 24,000	600	2-1775284-4	0-1775284-4
30,000	750	2-1775284-3	0-1775284-3
- 36,000	1000	2-1775284-2	0-1775284-2
APQ (PCS/BOX)	PPQ (PCS/BAG)	PART NUMBER	


THIS DRAWING IS A CONTROLLED DOCUMENT.		DWN O. WU	26SEP2007	Tyco Electronics Corporation Taipei, Taiwan	
DIMENSIONS: MM		CHK S. HOU	26SEP2007	NAME	
		APVD W.J. KE	26SEP2007	2.5mm PITCH EMIX POST, HEADER, VERTICAL TYPE	
TOLERANCES UNLESS OTHERWISE SPECIFIED:		PRODUCT SPEC	—	SIZE	CAGE CODE
0 PLC	± -	APPLICATION SPEC	—	A3	00779
1 PLC	± -	WEIGHT	—	DRAWING NO	C=1775284
2 PLC	± -	CUSTOMER DRAWING	—	RESTRICTED TO	—
3 PLC	± -	SCALE	—	SHEET	2 OF 2
4 PLC	± -	REVISION	—	REV	A2
ANGLES	± -				
MATERIAL	FINISH				

THIS DRAWING IS UNPUBLISHED. RELEASED FOR PUBLICATION  
 © COPYRIGHT BY TYCO ELECTRONICS CORPORATION. ALL RIGHTS RESERVED.

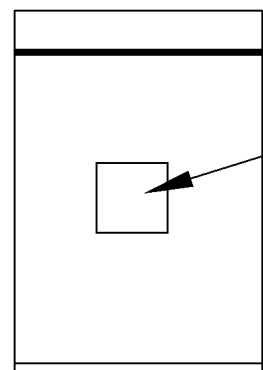
LOC DW	DIST —	REVISIONS			
P	LTR	DESCRIPTION	DATE	DWN	APVD
		SEE SHEET 1.			



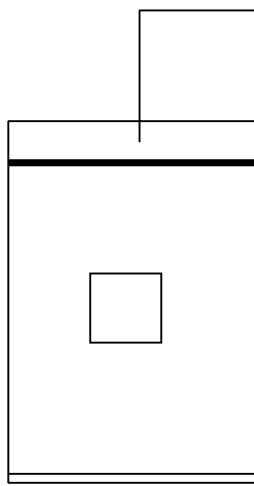
CONNECTOR




BAG



LABEL



SHIPPING BOX



LABEL



-24,000	600	2-1775284-4	0-1775284-4
30,000	750	2-1775284-3	0-1775284-3
-36,000	1000	2-1775284-2	0-1775284-2
APQ (PCS/BOX)	PPQ (PCS/BAG)	PART NUMBER	

THIS DRAWING IS A CONTROLLED DOCUMENT.		DWN O. WU	26SEP2007	Tyco Electronics Corporation Taipei, Taiwan	
DIMENSIONS: MM		CHK S. HOU	26SEP2007	NAME	
TOLERANCES UNLESS OTHERWISE SPECIFIED:		APVD W.J. KE	26SEP2007	2.5mm PITCH EMIX POST, HEADER, VERTICAL TYPE	
0 PLC ± -		PRODUCT SPEC		SIZE	
1 PLC ± -		APPLICATION SPEC		CAGE CODE	DRAWING NO
2 PLC ± -		WEIGHT		A3	00779
3 PLC ± -		CUSTOMER DRAWING		C=1775284	
4 PLC ± -		SCALE		RESTRICTED TO	
ANGLES ± -		—		—	
FINISH		—		SHEET	
MATERIAL		—		2 OF 2	
		REV		A2	