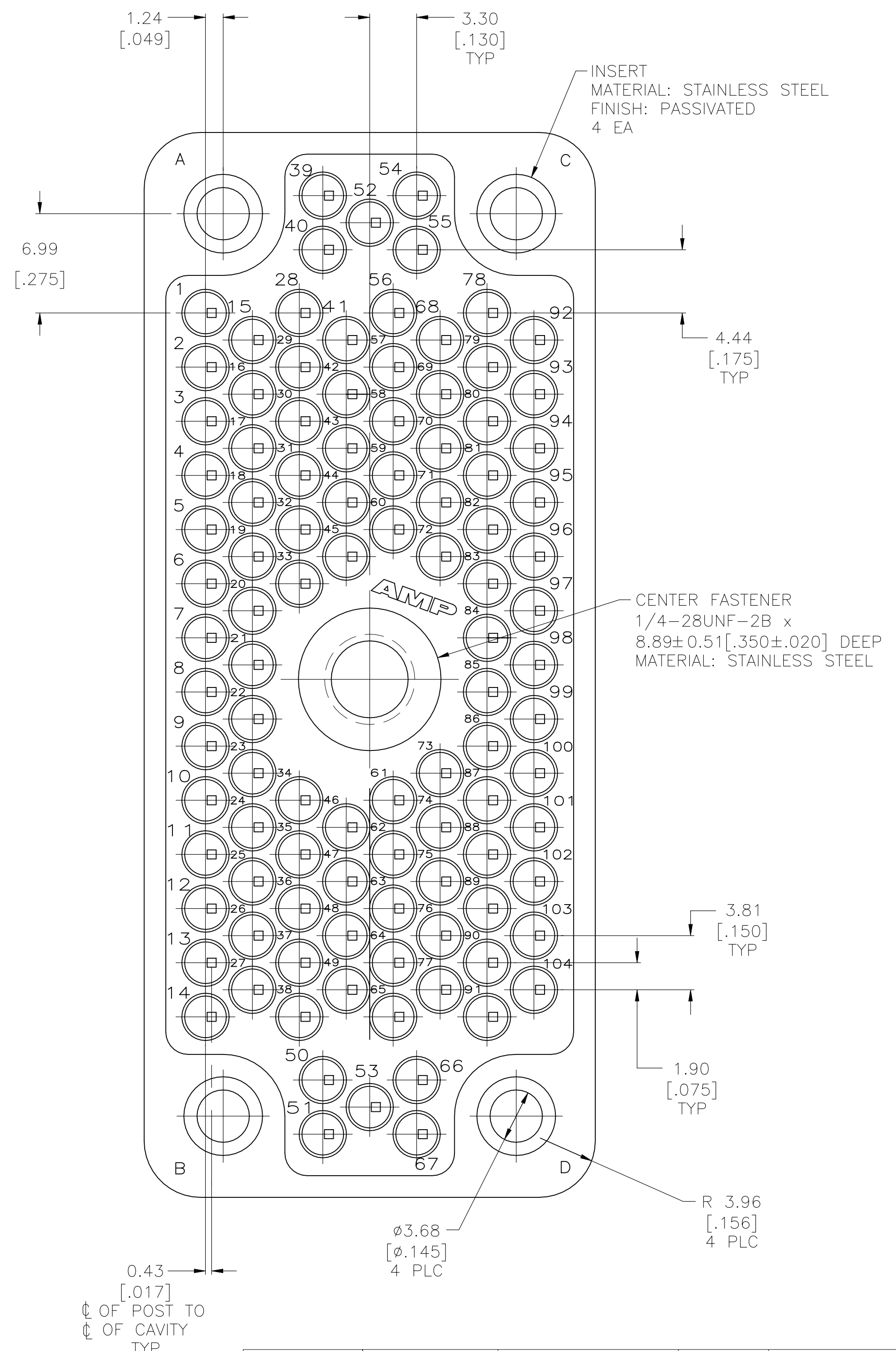
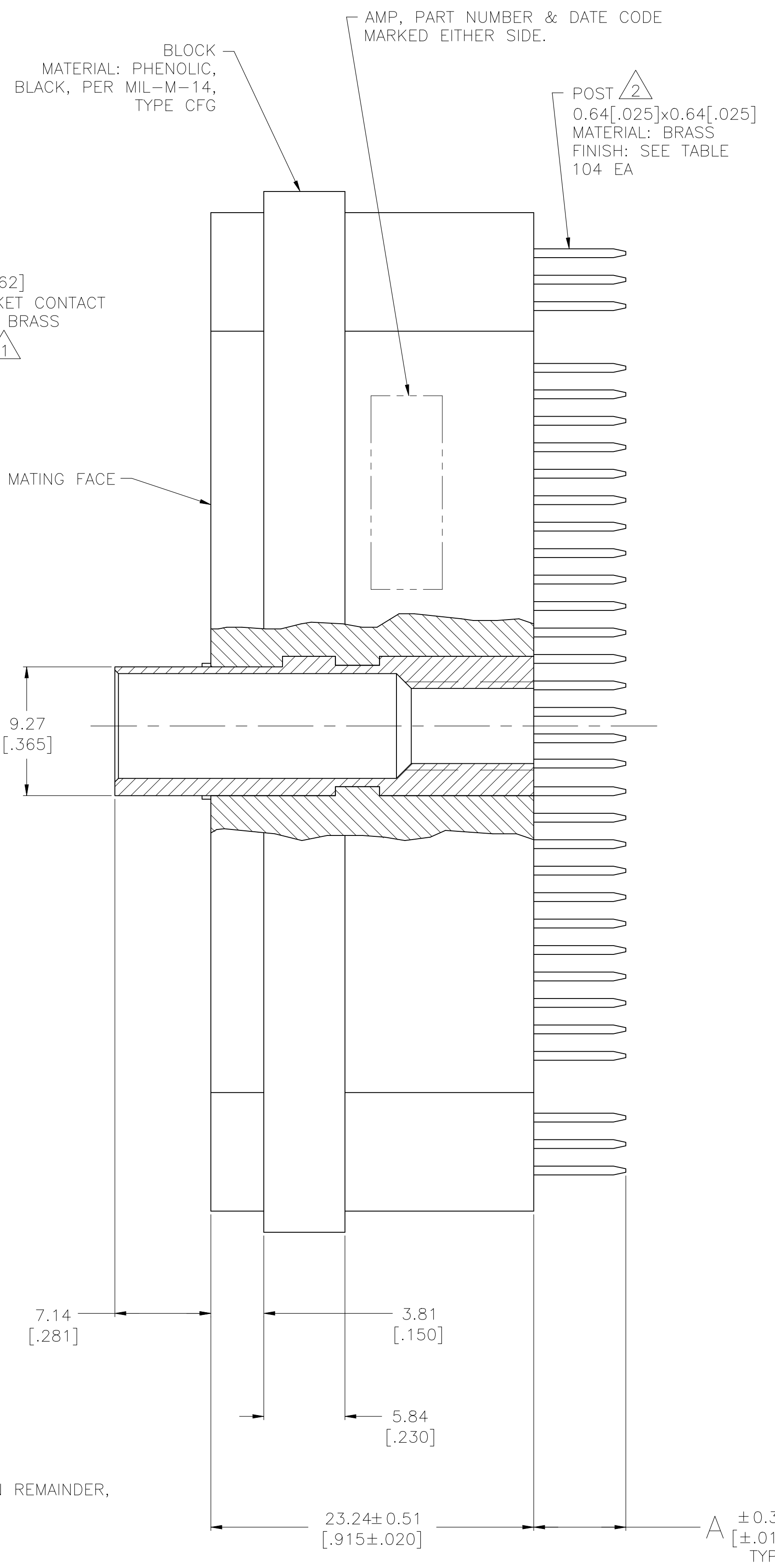
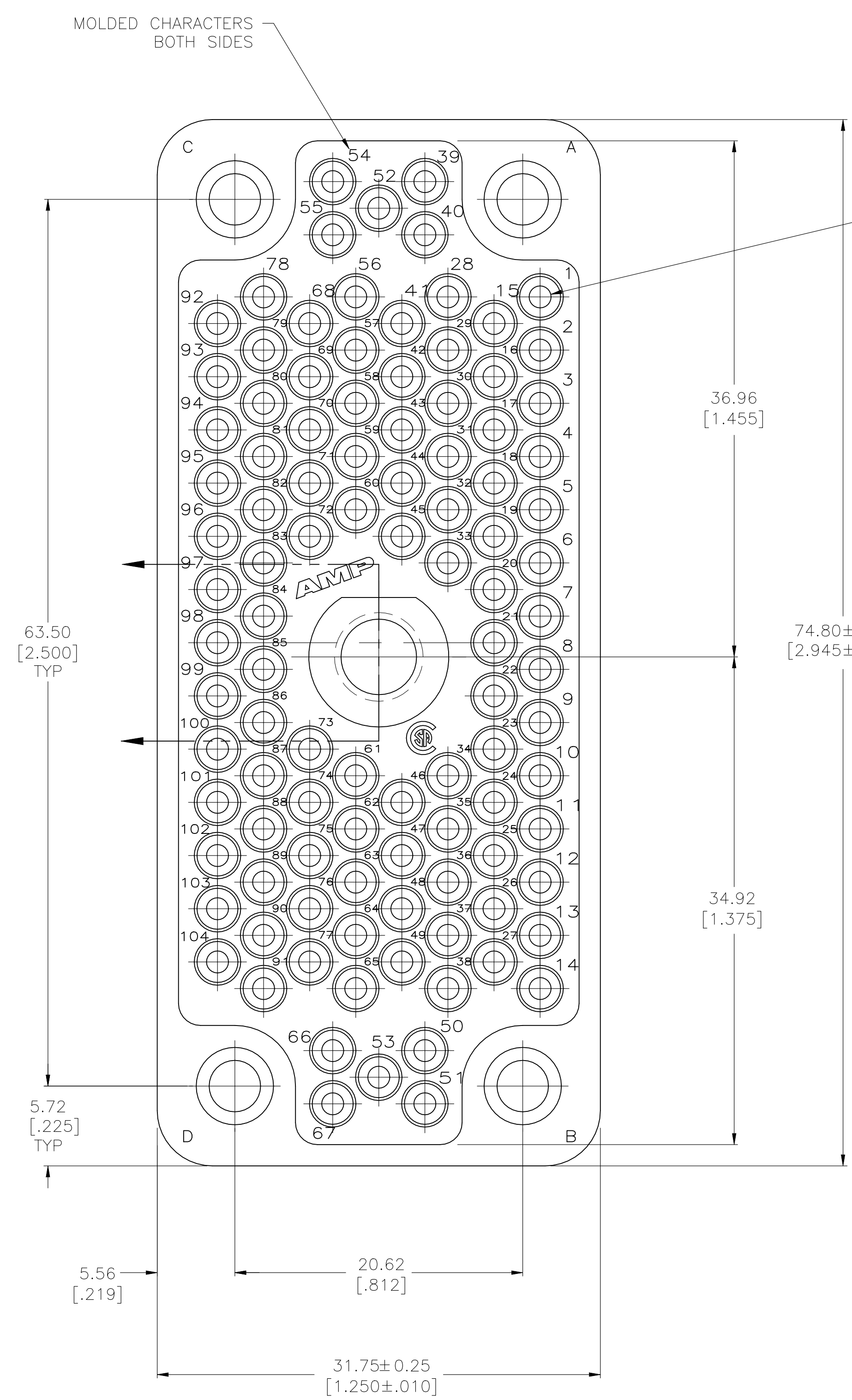


REVISIONS					
REV	DATE	DESCRIPTION	BY	CHK	APP'D
AA2	26AUG2022	REVISED PER ECR-22-150475	RK	MZ	



- 1 0.76um[.000030] MIN GOLD, INTERNALLY, FOR A LENGTH OF 5.08[.200] FROM MATING END WITH GOLD FLASH ON REMAINDER, ALL OVER 0.76um[.000030] MIN NICKEL.
- 2 POSTS ARE SEMI-AUTOMATICALLY WIREABLE AND WILL ACCOMODATE (SEE TABLE) TERMINATIONS.
- 3 #24 AWG MAX WIRE TO BE USED WITH THIS CONNECTOR.
- 4 FOR PANEL CUTOUT SEE AMP CUSTOMER DWG 201692.
- 5 2.54um[.000100] MIN TIN-LEAD OVER 1.27um[.000050] MIN NICKEL.
- 6 2.54um[.000100] MIN TIN OVER 1.27um[.000050] MIN NICKEL.
- 7 GOLD FLASH OVER .000050 MIN NICKEL.
- 8 PRELIMINARY NOT FOR PRODUCTION.
- 9 NOTE DELETED

OBSOLETE	7	6.63 [.261]	1	1-205720-1
		16.74 [.659]	3	1-205720-0
	6	6.63 [.261]	1	205720-9
OBSOLETE		16.74 [.659]	3	205720-2
OBSOLETE	5	6.63 [.261]	1	205720-1
	POST FINISH	A	NO OF TERM	PART NUMBER

THIS DRAWING IS A CONTROLLED DOCUMENT.

DIMENSIONS: mm [INCHES]	TOLERANCES UNLESS OTHERWISE SPECIFIED:	DWG: C. REIFSNYDER 14 FEB 96	CHK: R. STONE 22 FEB 96	APPROD: M. MALONIS 22 FEB 96	NAME: M. MALONIS
0. PLC ± -	1. PLC ± -	APPLICATION SPEC			
2. PLC ± 0.13 [.005]	3. PLC ± -	WEIGHT: -			
4. PLC ANGLES ± -	5. PLC ± -	SIZE: A1			
MATERIAL: SEE CALLOUTS	FINISH: SEE CALLOUTS	CAGE CODE: 00779			
CUSTOMER DRAWING		SCALE: 4:1		SHEET 1 OF 1	

SOCKET ASSY, AUTOWIRE, 104 POSN, W/CENTER FASTENER STANDARD M SERIES

REV AA2