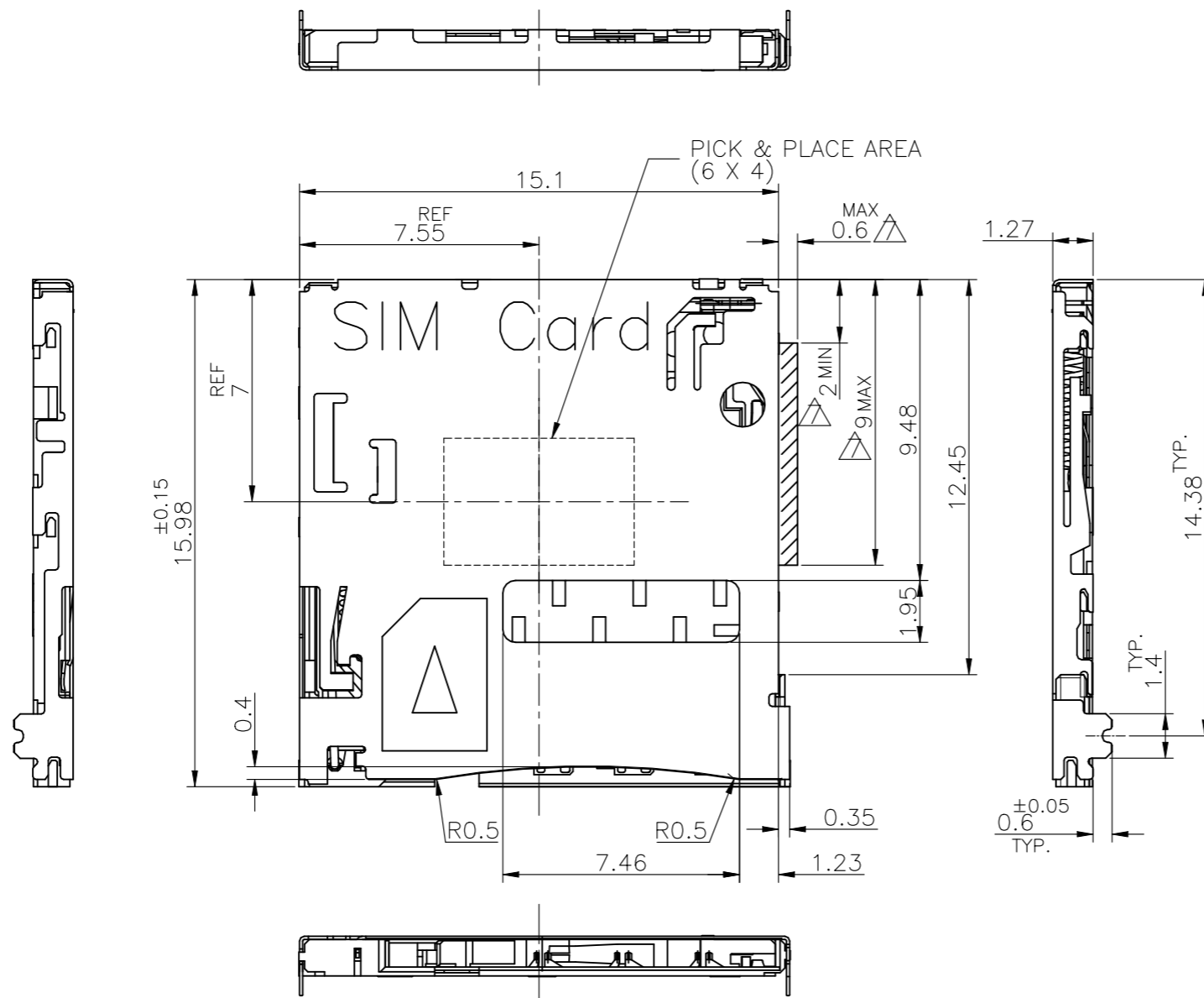


| P | LTR | DESCRIPTION | DATE | DWN | APVD |
|---|-----|-------------|-----------|-----|------|
| | F3 | REVISED | 10MAY2023 | M.T | H.T |

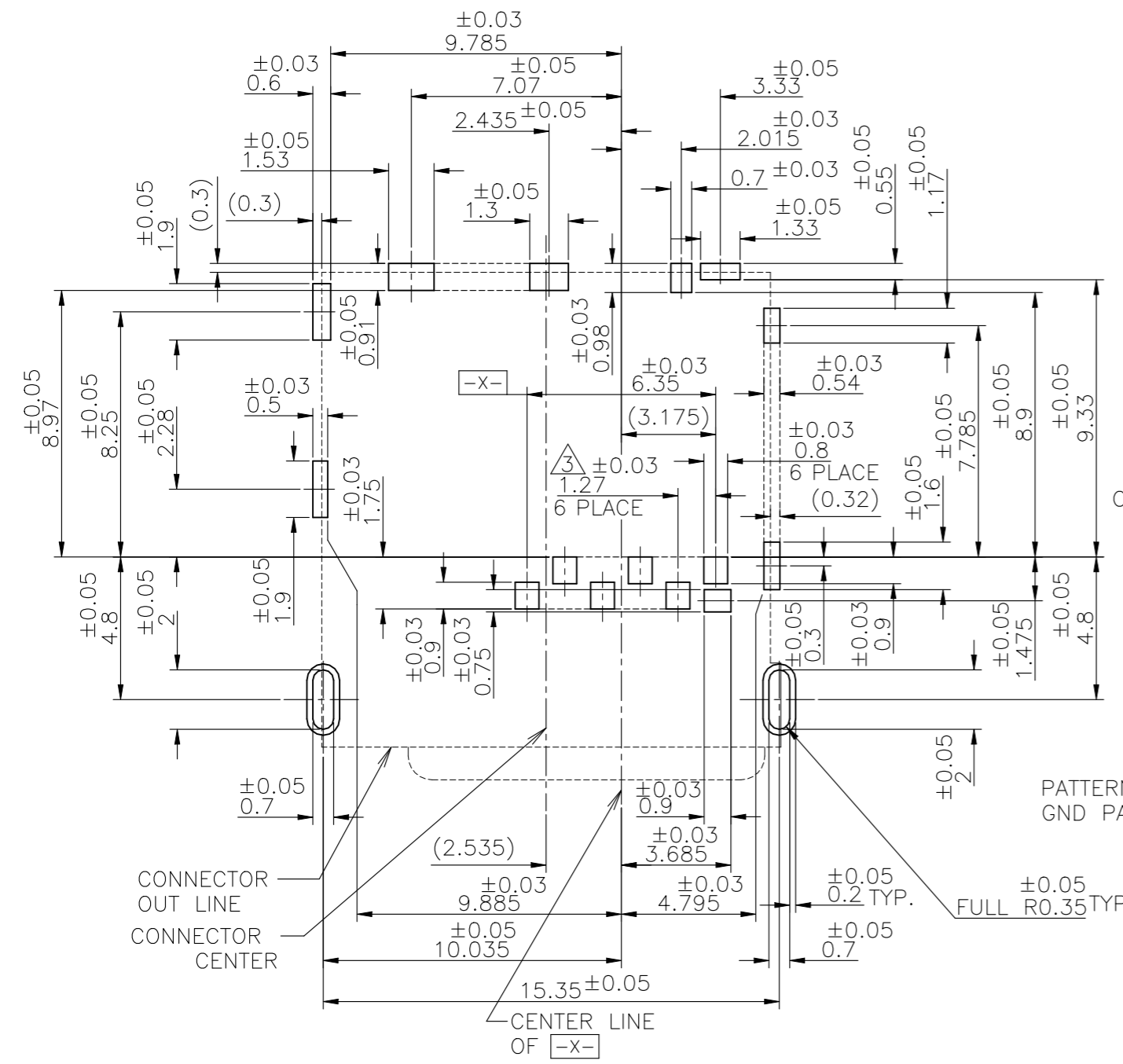


- 1. MATERIAL HOUSING, SLIDER : THERMOPLASTIC RESIN UL94V-0, COLOR; BLACK
- CONTACT : COPPER ALLOY
- SHELL : STAINLESS STEEL
- COIL : SWP
- CAM ROD : STAINLESS STEEL
- △ FINISH CONTACT : Au PL AT CONTACT AREA
- Au PL AT SOLDERING AREA
- SHELL : Au PL AT SOLDERING AND SWITCH AREA
- △ NON-CUMULATIVE TOLERANCE
- 4. COPLANARITY IS 0.1MAX.
- △ CIRCUIT DRAWING OF SWITCH.
- 6. OVERALL TOLERANCE: ±0.1
- △ SWITCH MOVING AREA.

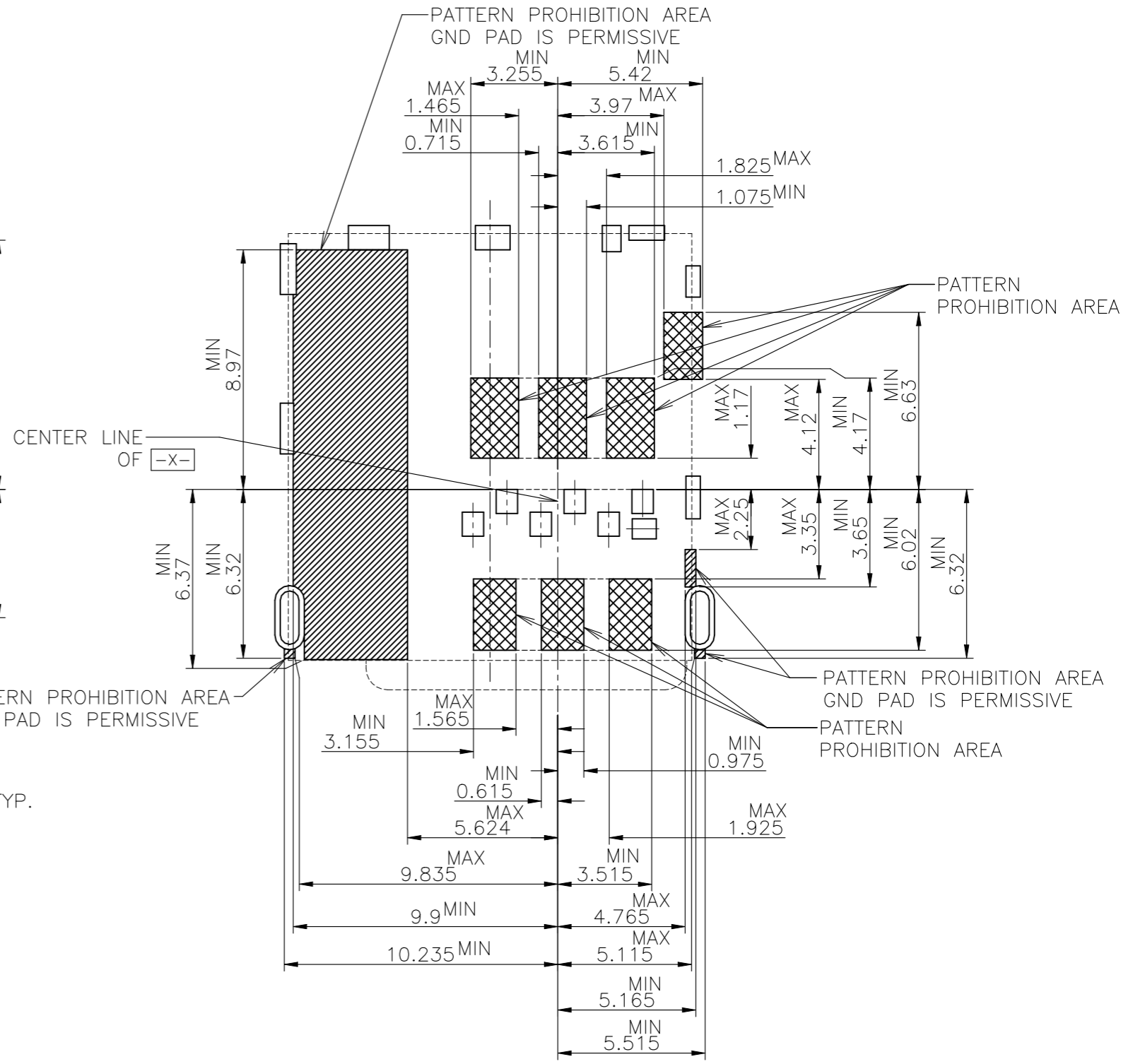
| | |
|--------|-------------|
| △ | 2174803-2 |
| FINISH | PART NUMBER |

| | | | | | | | | |
|---|--|---------------------------|---|------------------|-----------|------------|---------------|--------|
| THIS DRAWING IS A CONTROLLED DOCUMENT. | | DWN J.TSUJI 30JUN2011 | TE Connectivity Ltd. | | | | | |
| DIMENSIONS: mm | | CHK K.KOBAYASHI 30JUN2011 | | | | | | |
| TOLERANCES UNLESS OTHERWISE SPECIFIED: | | APVD T.KUSUHARA 30JUN2011 | NAME | | | | | |
| 0 PLC ± - 1 PLC ± - 2 PLC ± - 3 PLC ± - 4 PLC ± - ANGLES ± - | | PRODUCT SPEC | MICRO SIM CONNECTOR PUSH-PUSH DIP TYPE | | | | | |
| MATERIAL | | FINISH | APPLICATION SPEC | SIZE | CAGE CODE | DRAWING NO | RESTRICTED TO | |
| | | | 108-78896 | A3 | 00779 | C-2174803 | | |
| | | | WEIGHT - | CUSTOMER DRAWING | | SCALE 5:1 | SHEET 1 OF 5 | REV F3 |

| P | LTR | DESCRIPTION | DATE | DWN | APVD |
|---|-----|-------------|------|-----|------|
| - | - | SEE SHEET 1 | - | - | - |



PCB LAYOUT(REFERENCE)
(VIEWED FROM CONNECTOR MOUNT SIDE)



| | | | | | |
|--|--|---|-----------|------------|---------------|
| THIS DRAWING IS A CONTROLLED DOCUMENT. | | DWN | - | | |
| DIMENSIONS: mm | | CHK | - | | |
| TOLERANCES UNLESS OTHERWISE SPECIFIED: | | APVD | - | | |
| 0 PLC ± - | | PRODUCT SPEC | - | | |
| 1 PLC ± - | | APPLICATION SPEC | - | | |
| 2 PLC ± - | | WEIGHT | - | | |
| 3 PLC ± - | | NAME | | | |
| 4 PLC ± - | | MICRO SIM CONNECTOR PUSH-PUSH DIP TYPE | | | |
| ANGLES ± - | | SIZE | CAGE CODE | DRAWING NO | RESTRICTED TO |
| FINISH ± - | | A3 00779 | | C-2174803 | |
| MATERIAL | | CUSTOMER DRAWING | | SCALE | SHEET |
| | | | | 5:1 | 2 of 5 |
| | | | | REV | F3 |

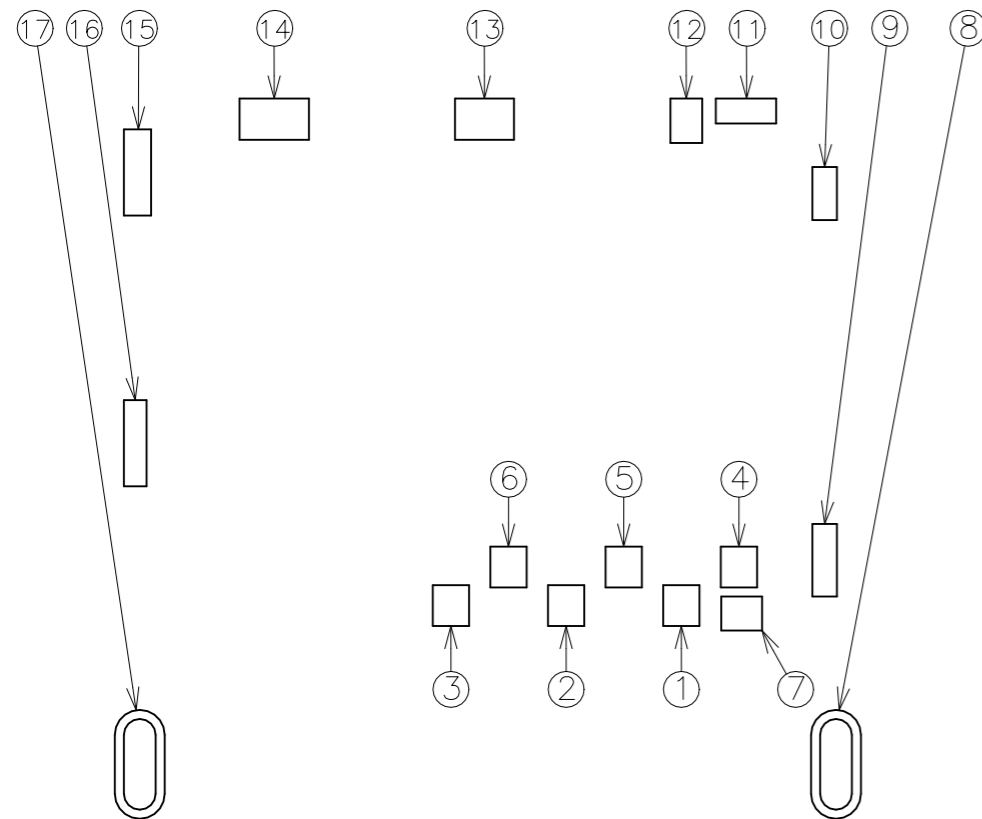
| P | LTR | DESCRIPTION | DATE | DWN | APVD |
|---|-----|-------------|------|-----|------|
| - | - | SEE SHEET 1 | - | - | - |

Connector Pin Assignment

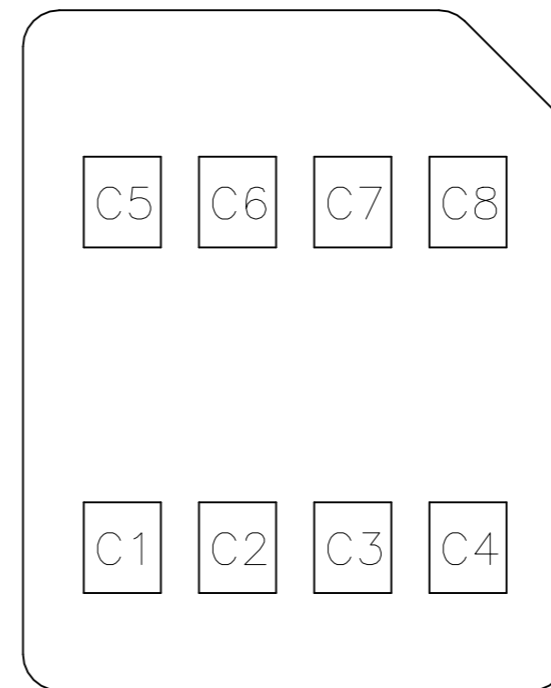
| No. | Pin Name | Description |
|-----|----------|------------------|
| ① | C1 | Vcc of SIM |
| ② | C2 | RST of SIM |
| ③ | C3 | CLK of SIM |
| ④ | C5 | GND of SIM |
| ⑤ | C6 | Vpp of SIM |
| ⑥ | C7 | I/O of SIM |
| ⑦ | SW | Detection Switch |
| ⑧~⑰ | GND | Shell Ground |

SIM Card Pin Assignment

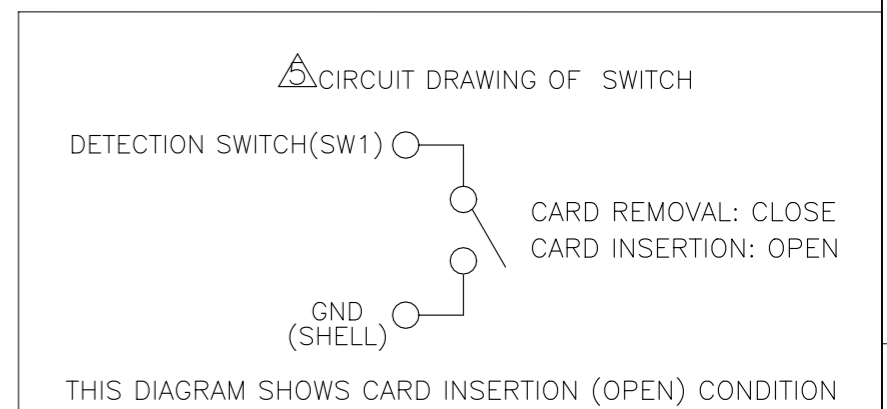
| Pin No. | Name |
|---------|----------|
| C1 | Vcc |
| C2 | RST |
| C3 | CLK |
| C4 | Reserved |
| C5 | GND |
| C6 | Vpp |
| C7 | I/O |
| C8 | Reserved |



PCB LAYOUT(REFERENCE)
(VIEWED FROM CONNECTOR MOUNT SIDE)

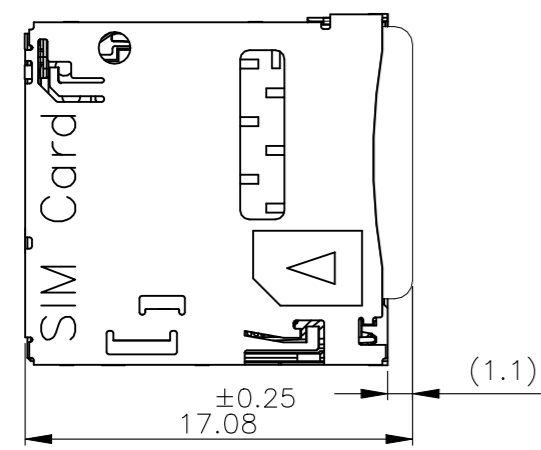


SIM CARD PAD LAYOUT

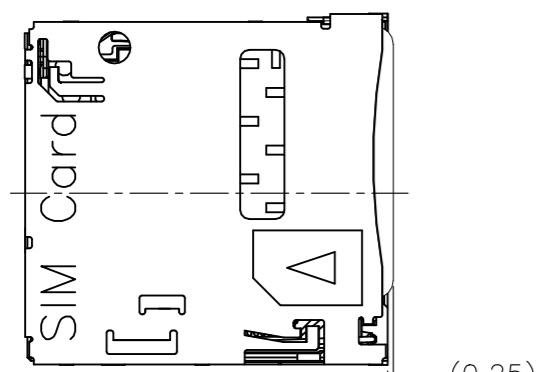


| | | | | | |
|--|--|--|-----------|------------|---------------|
| THIS DRAWING IS A CONTROLLED DOCUMENT. | | DWN | - | | |
| DIMENSIONS: mm | | CHK | - | | |
| TOLERANCES UNLESS OTHERWISE SPECIFIED: | | APVD | - | | |
| 0 PLC ± - | | PRODUCT SPEC | - | | |
| 1 PLC ± - | | APPLICATION SPEC | - | | |
| 2 PLC ± - | | WEIGHT | - | | |
| 3 PLC ± - | | <p>STE TE Connectivity Ltd.</p> <p>NAME: MICRO SIM CONNECTOR PUSH-PUSH DIP TYPE</p> | | | |
| 4 PLC ± - | | SIZE | CAGE CODE | DRAWING NO | RESTRICTED TO |
| ANGLES ± - | | A3 | 00779 | C-2174803 | |
| FINISH | | CUSTOMER DRAWING | | SCALE | SHEET |
| | | | | NTS | 3 OF 5 |
| | | | | REV | F3 |

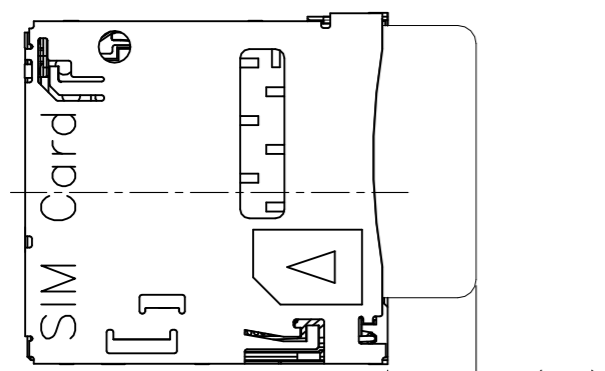
| P | LTR | DESCRIPTION | DATE | DWN | APVD |
|---|-----|-------------|------|-----|------|
| - | - | SEE SHEET 1 | - | - | - |



MATING



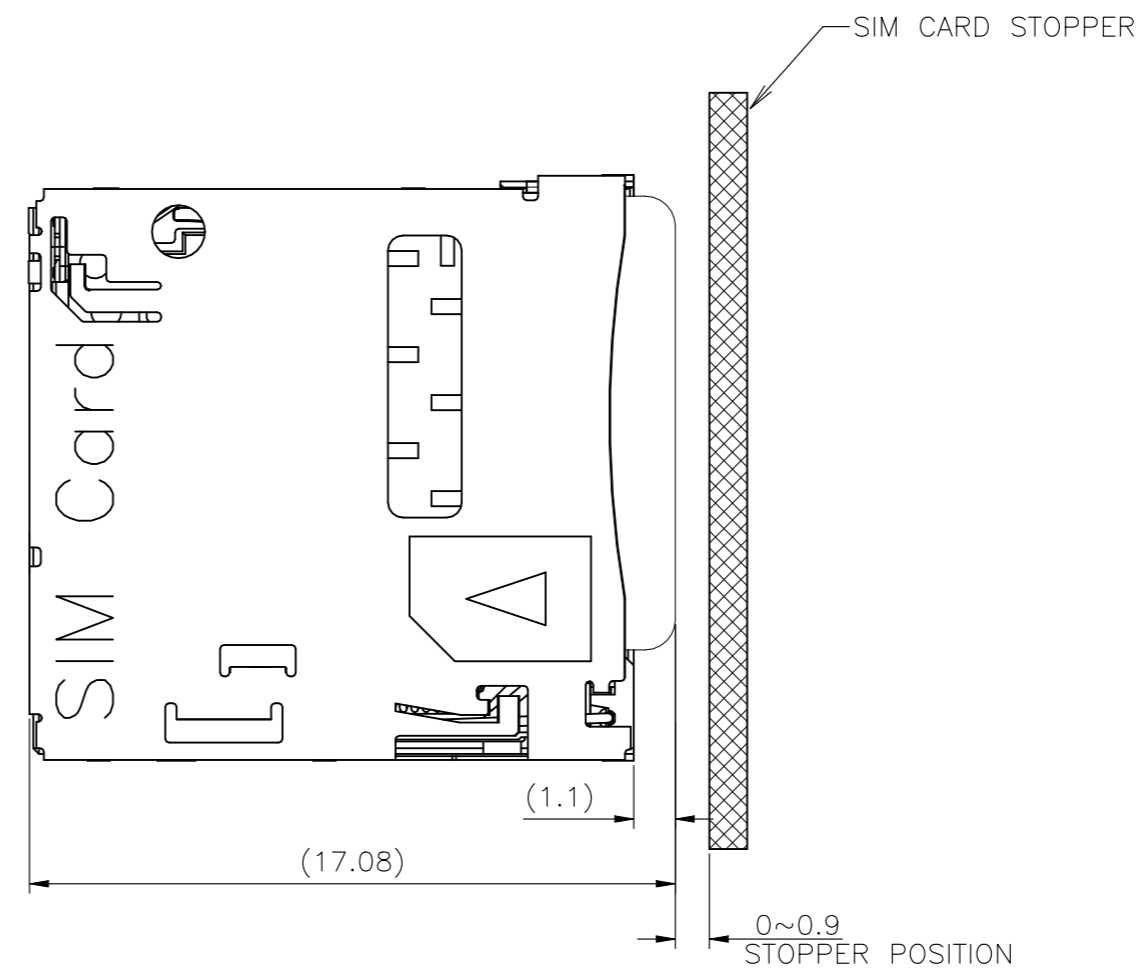
PUSH



EJECT

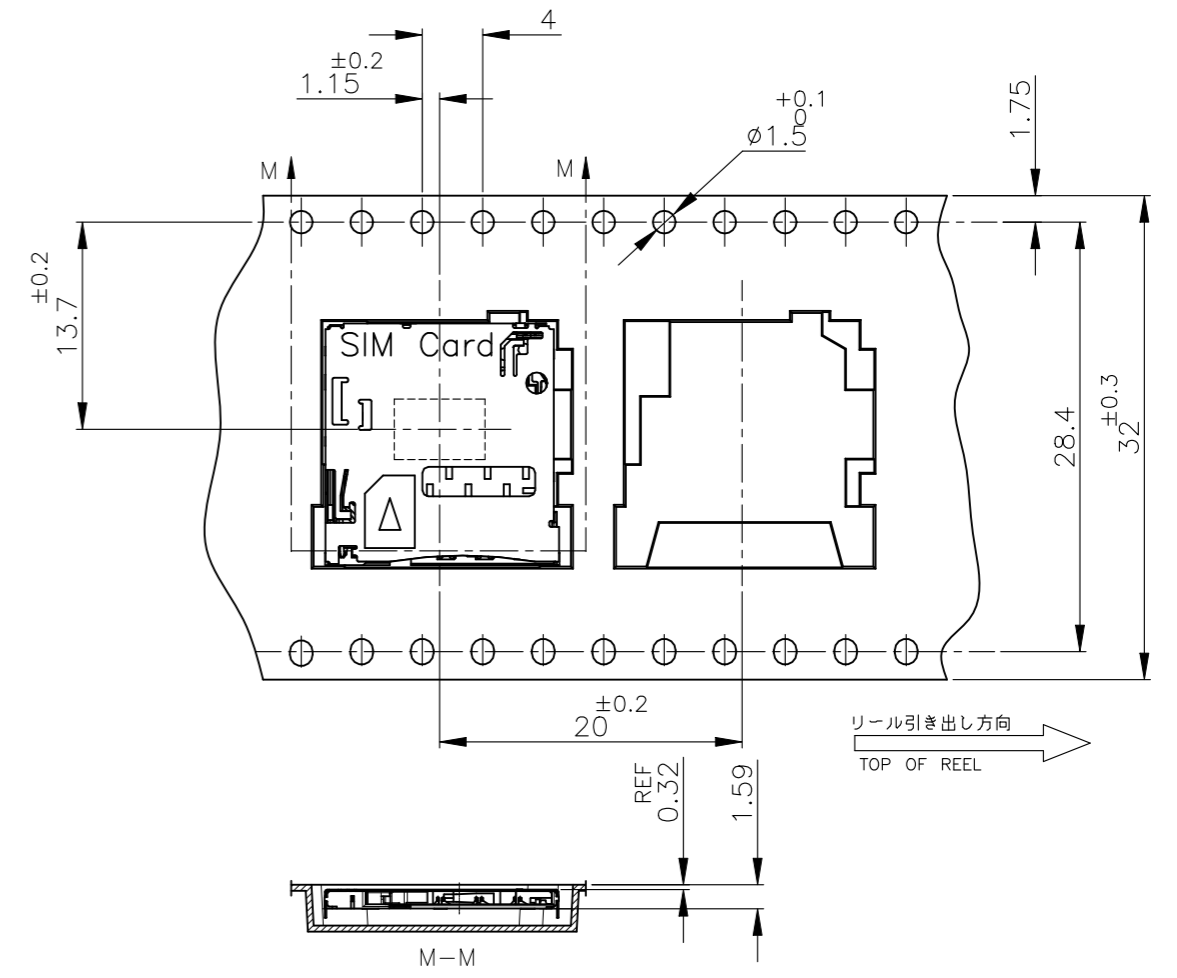
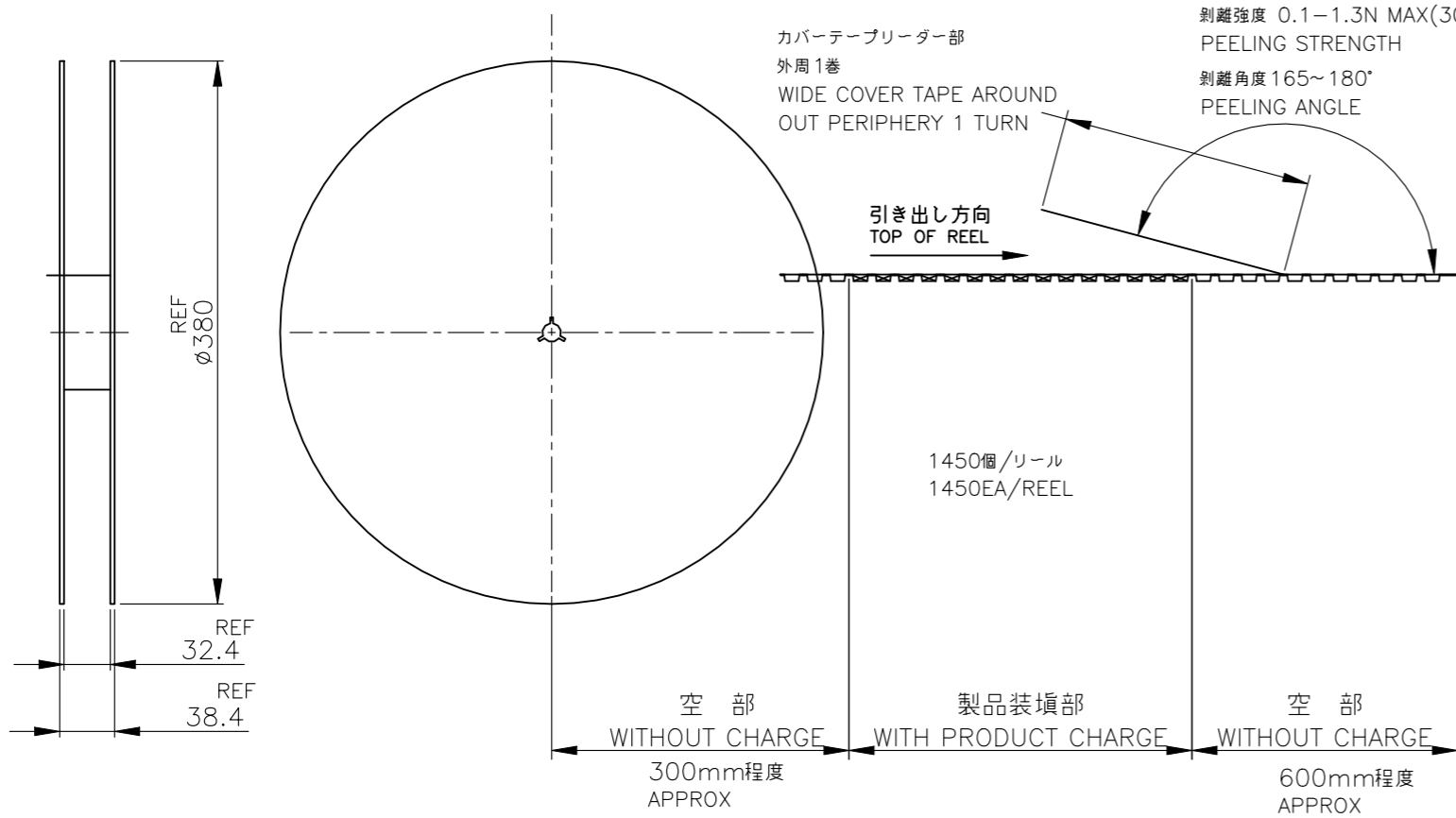
SCALE 3:1

THERE IS NO MICRO SIM CARD LOCK IN THIS CONNECTOR. CARD STOPPER AS SHOWN BELOW MUST BE NECESSARY.



| | | | | | | | | |
|---|--|------------------|----------------------|-----------|------------|---|--|--|
| THIS DRAWING IS A CONTROLLED DOCUMENT. | | DWN | TE Connectivity Ltd. | | | | | |
| DIMENSIONS: mm | | CHK | | | | NAME | | |
| TOLERANCES UNLESS OTHERWISE SPECIFIED: | | APVD | | | | | | |
| 0 PLC ± - 1 PLC ± - 2 PLC ± - 3 PLC ± - 4 PLC ± - ANGLES ± - FINISH | | PRODUCT SPEC | | | | MICRO SIM CONNECTOR PUSH-PUSH DIP TYPE | | |
| MATERIAL | | APPLICATION SPEC | SIZE | CAGE CODE | DRAWING NO | | | |
| | | WEIGHT | A3 | 00779 | C-2174803 | | | |
| CUSTOMER DRAWING | | | SCALE | SHEET | REV | | | |
| | | | 5:1 | 4 of 5 | F3 | | | |

| P | LTR | DESCRIPTION | DATE | DWN | APVD |
|---|-----|-------------|------|-----|------|
| - | - | SEE SHEET 1 | - | - | - |



| | | | | | |
|--|-----|------------------|---|-----------|------------|
| THIS DRAWING IS A CONTROLLED DOCUMENT. | | DWN | TE Connectivity Ltd. | | |
| DIMENSIONS: mm | | CHK | | | |
| TOLERANCES UNLESS OTHERWISE SPECIFIED: | | APVD | NAME | | |
| 0 PLC | ± - | PRODUCT SPEC | MICRO SIM CONNECTOR PUSH-PUSH DIP TYPE | | |
| 1 PLC | ± - | APPLICATION SPEC | SIZE | CAGE CODE | DRAWING NO |
| 2 PLC | ± - | WEIGHT | A3 | 00779 | C-2174803 |
| 3 PLC | ± - | | RESTRICTED TO | | |
| 4 PLC | ± - | | CUSTOMER DRAWING | | |
| ANGLES | ± - | | SCALE | SHEET | REV |
| FINISH | ± - | | NTS | 5 OF 5 | F3 |