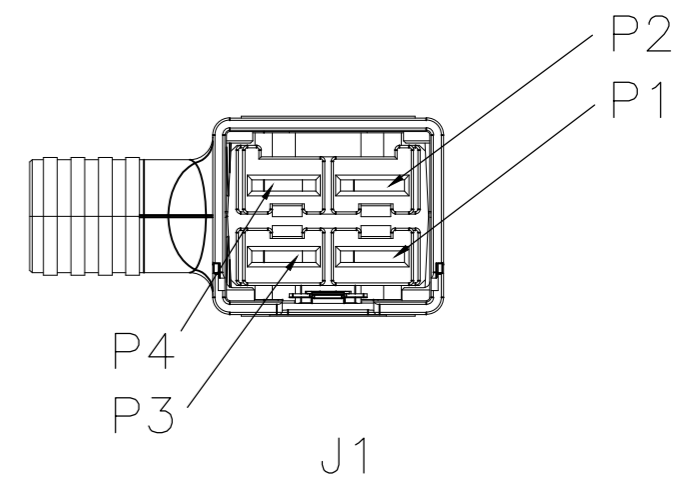
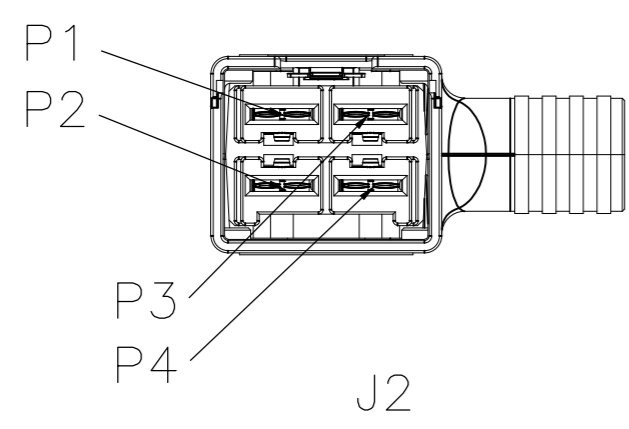
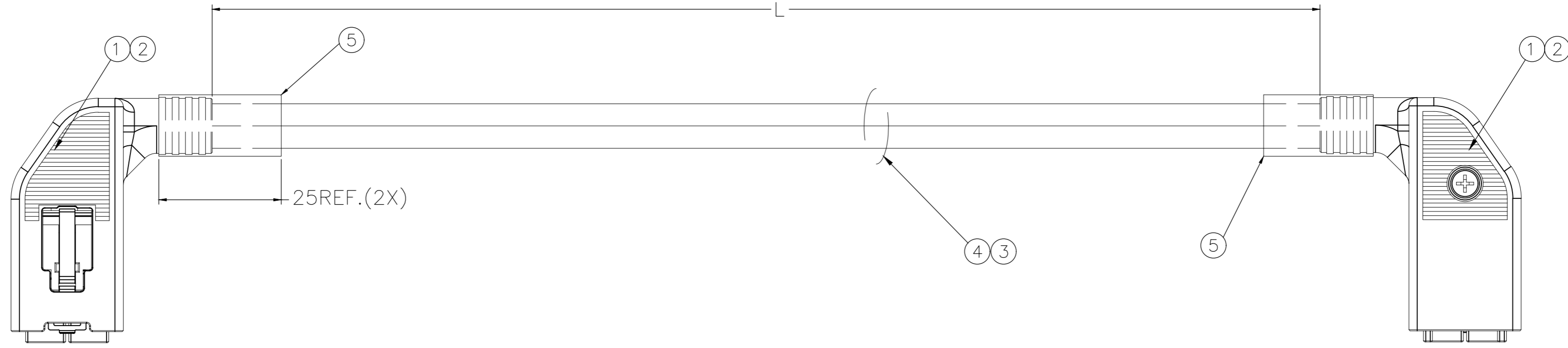


THIS DRAWING IS UNPUBLISHED. RELEASED FOR PUBLICATION
 © COPYRIGHT - 12JUN2016 ALL RIGHTS RESERVED.

REVISIONS					
P	LTR	DESCRIPTION	DATE	DWN	APVD
A		REVISED PER ECO-19-006961	06MAY2019	AP	AC



WIRING CHART

FROM	WIRE COLOR	TO
J1-P4	RED	J2-P3
J1-P3	RED	J2-P4
J1-P2	BLACK	J2-P1
J1-P1	BLACK	J2-P2

2304890-2	RA,SHIELD	3657.6±50
2304890-1	RA,SHIELD	250±10
TE P/N	DESCRIPTION	L

AR	MR	HEAT SHRINK TUBE	5
AR	MR	WIRE, AWG14, RED	4
AR	MR	WIRE, AWG14, BLACK	3
8	PC	ET CONTACT, AWG14	2
2	PC	ET HSG, 4 POS, RA, SHIELD	1
-1	U/M	DESCRIPTION	ITEM

NOTES:

1. 100% ELECTRICAL TEST FOR CONTINUITY, OPENS AND SHORTS.

PRODUCT AND PROCESSING MUST MEET REQUIREMENTS OF TE CONNECTIVITY ENVIRONMENTAL STANDARD TEC-138-702

THIS DRAWING IS A CONTROLLED DOCUMENT.		DWN ADAM CHEN 12JUN2016		
DIMENSIONS: mm		CHK - APVD DAVID ZHANG 12JUN2016		
TOLERANCES UNLESS OTHERWISE SPECIFIED: 0 PLC ± - 1 PLC ± - 2 PLC ± - 3 PLC ± - 4 PLC ± - ANGLES ± -		APPLICATION SPEC -	SIZE A2	CAGE CODE 00779
MATERIAL -		FINISH -	DRAWING NO C=2304890	RESTRICTED TO -
CUSTOMER DRAWING			SCALE N.T.S.	SHEET 1 OF 1