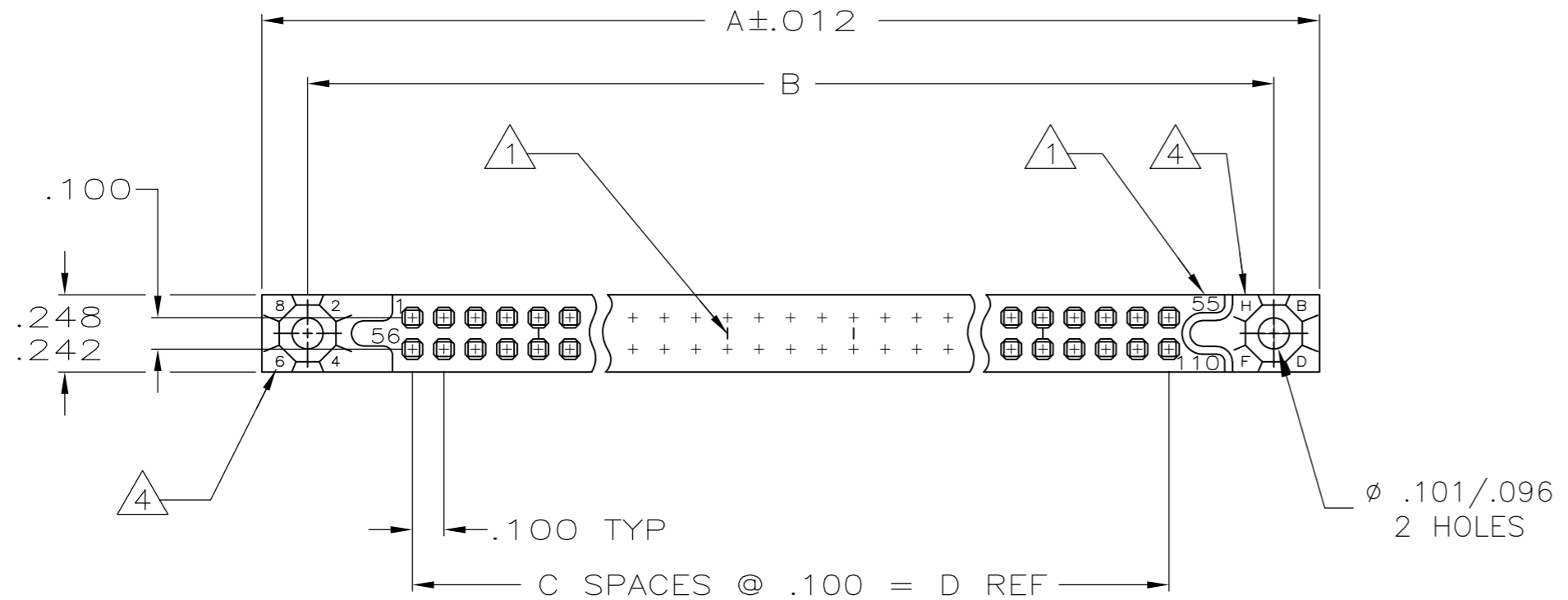
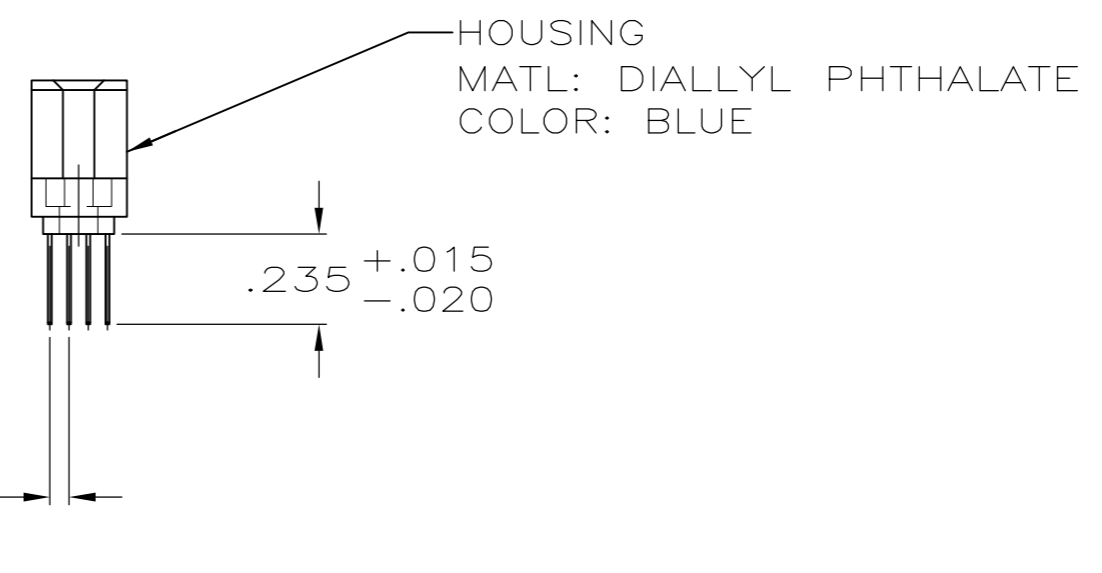
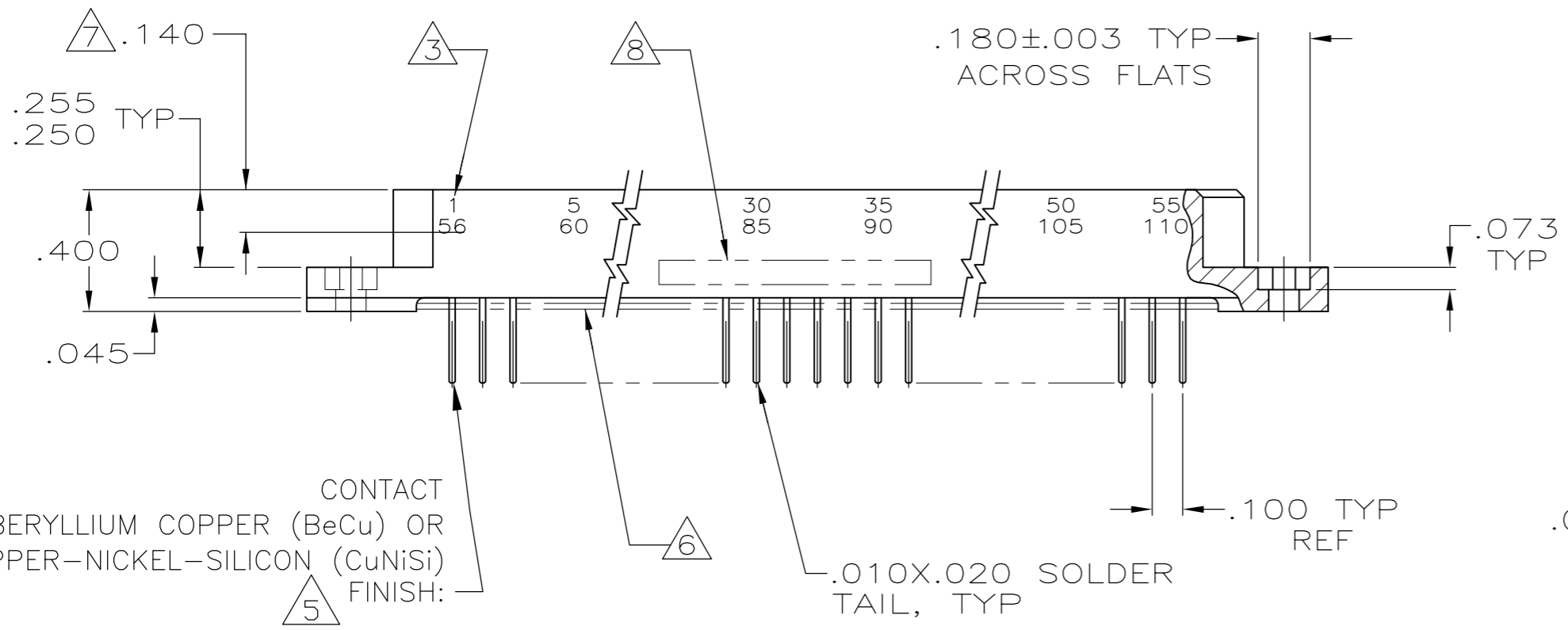


THIS DRAWING IS UNPUBLISHED. RELEASED FOR PUBLICATION  
 © COPYRIGHT - By - ALL RIGHTS RESERVED.

| REVISIONS |     |                       |         |       |
|-----------|-----|-----------------------|---------|-------|
| P         | LTR | DESCRIPTION           | DATE    | APVD  |
| F         |     | REV PER ECO 16-018562 | 1-19-17 | CT RL |

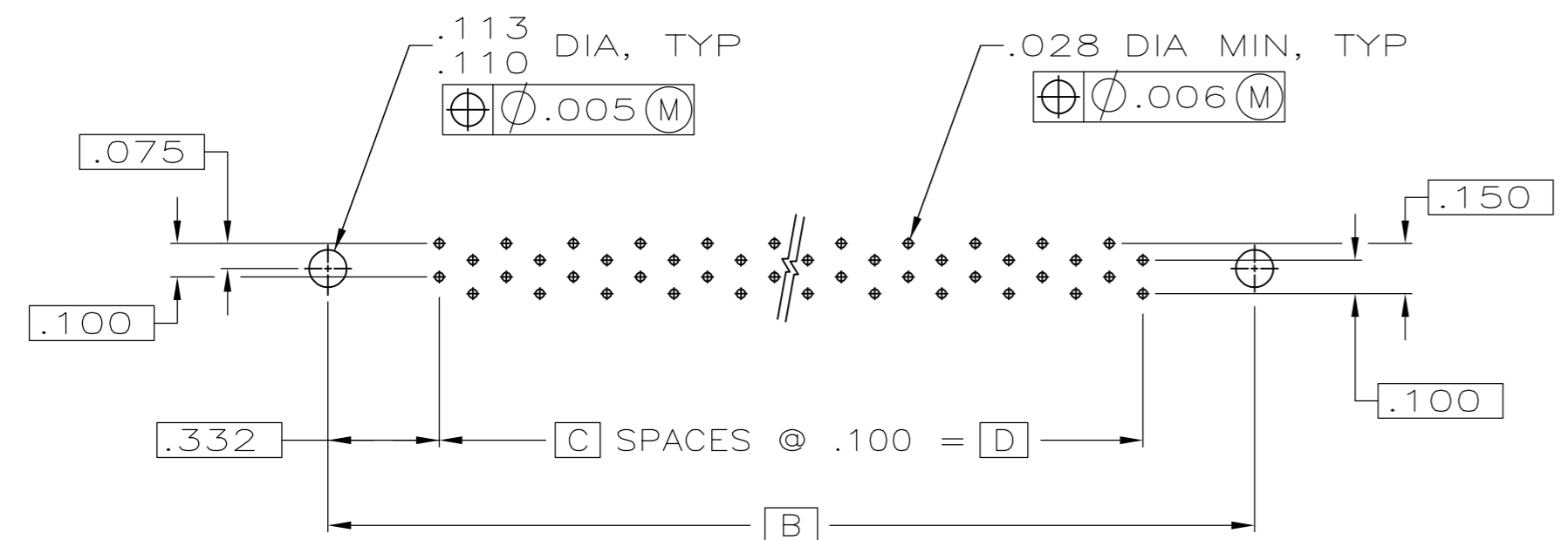


- ① CAVITY IDENT NUMBERS (PER TABLE) AND LINES INDICATING EVERY FIVE CAVITIES MARKED ON MATING FACE (EXCLUDING END CAVITIES).
- 2. CONNECTOR MEETS ALL APPLICABLE REQUIREMENTS OF MIL-C-55302.
- ③ NUMBERS INDICATING EVERY FIVE CAVITIES MARKED ON SIDE.
- ④ KEY POSITION IDENTIFICATIONS MOLDED ON SURFACES SHOWN.
- ⑤ FINISH: PLATED GOLD .000050 THK IN CONTACT AREA WITH A POINT OF PLATING THICKNESS MEASUREMENT .135 FROM MATING END OF CONTACT, ALL OVER NICKEL .000030 THK. CONTACT LEADS DIPPED WITH 63/37 TIN-LEAD PER MIL-STD-202 METHOD 208.
- ⑥ EPOXY SEALANT ADDED TO BOTTOM OF HOUSING.
- ⑦ MAX DEPTH OF CONTACT POINT.
- ⑧ AMP, TE PART NUMBER, AND DATE CODE MARKED IN AREA SHOWN.



MAT'L: BERYLLIUM COPPER (BeCu) OR COPPER-NICKEL-SILICON (CuNiSi) FINISH: ⑤

.010X.020 SOLDER TAIL, TYP



RECOMMENDED P.C. BOARD LAYOUT (CONNECTOR SIDE)

|    |     |       |    |       |       |     |            |
|----|-----|-------|----|-------|-------|-----|------------|
| 1  | 70  | 6.900 | 69 | 7.565 | 7.855 | 140 | 1-534650-3 |
| 1  | 140 | 6.600 | 66 | 7.265 | 7.555 | 134 | 1-534650-2 |
| 68 | 67  | 6.400 | 64 | 7.065 | 7.355 | 130 | 1-534650-1 |
| 66 | 130 | 5.900 | 59 | 6.565 | 6.855 | 120 | 1-534650-0 |
| 1  | 60  | 5.400 | 54 | 6.065 | 6.355 | 110 | 534650-9   |
| 56 | 110 | 4.900 | 49 | 5.565 | 5.855 | 100 | 534650-8   |
| 1  | 50  | 4.400 | 44 | 5.065 | 5.355 | 90  | 534650-7   |
| 46 | 90  | 3.900 | 39 | 4.565 | 4.855 | 80  | 534650-6   |
| 1  | 40  | 3.400 | 34 | 4.065 | 4.355 | 70  | 534650-5   |
| 36 | 70  | 2.900 | 29 | 3.565 | 3.855 | 60  | 534650-4   |
| 1  | 30  | 2.400 | 24 | 3.065 | 3.355 | 50  | 534650-3   |
| 31 | 60  | 1.900 | 19 | 2.565 | 2.855 | 40  | 534650-2   |
| 1  | 25  | 1.400 | 14 | 2.065 | 2.355 | 30  | 534650-1   |
| 26 | 50  |       |    |       |       |     |            |
| 21 | 20  |       |    |       |       |     |            |
| 1  | 40  |       |    |       |       |     |            |
| 16 | 30  |       |    |       |       |     |            |
| 1  | 15  |       |    |       |       |     |            |
| 16 | 30  |       |    |       |       |     |            |

|  |  |                                  |              |            |                 |              |  |
|--|--|----------------------------------|--------------|------------|-----------------|--------------|--|
| THIS DRAWING IS A CONTROLLED DOCUMENT. |  | DWN 1-27-88<br>Brent D. Yohn     |              |            | TE Connectivity |              |  |
| DIMENSIONS: INCHES                     |  | CHK 1-27-88<br>James P. Scholz   |              |            | NAME            |              | RECEPTACLE ASSEMBLY, 1000 SERIES BOX, SEALED, POSTED CONTACTS, EXTERNAL KEYING |
| TOLERANCES UNLESS OTHERWISE SPECIFIED: |  | APVD 1-27-88<br>James P. Scholtz | PRODUCT SPEC |            | RESTRICTED TO   |              |  |
| 0 PLC ± -                              |  | APPLICATION SPEC                 |              | SIZE       |                 | CAGE CODE    |  |
| 1 PLC ± -                              |  | WEIGHT 0.000000                  |              | DRAWING NO |                 | A2 00779     |  |
| 2 PLC ± -                              |  | CUSTOMER DRAWING                 |              | SCALE 2:1  |                 | SHEET 1 of 1 |  |
| 3 PLC ± .005                           |  |                                  |              | REV        |                 | F            |  |
| 4 PLC ± -                              |  |                                  |              |            |                 |              |  |
| ANGLES ± -                             |  |                                  |              |            |                 |              |  |
| FINISH                                 |  |                                  |              |            |                 |              |  |
| SEE CALLOUTS                           |  |                                  |              |            |                 |              |  |