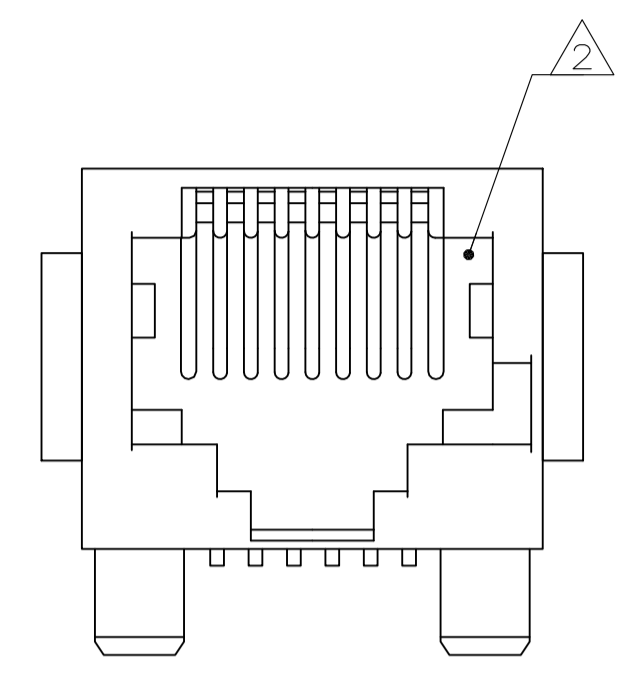
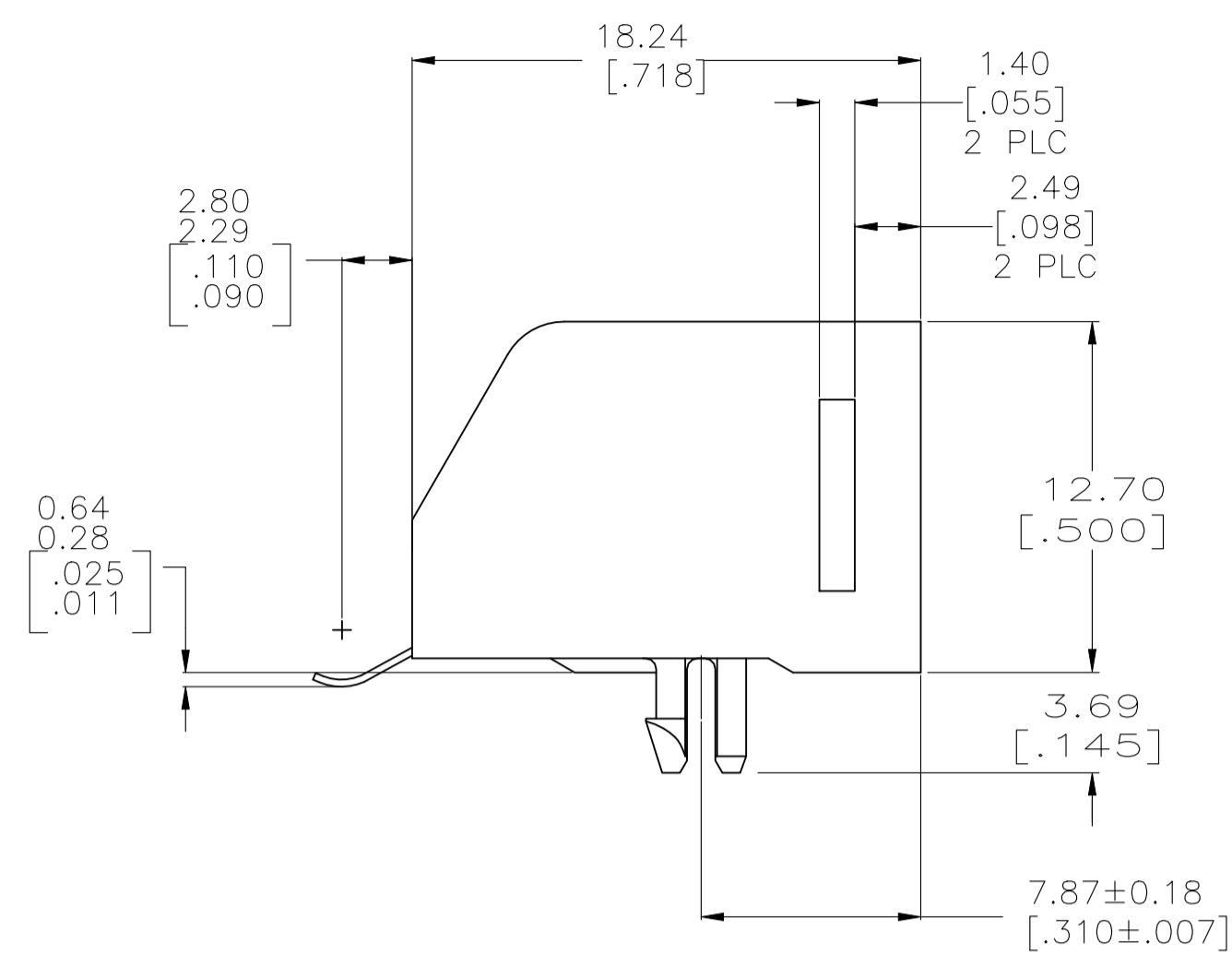
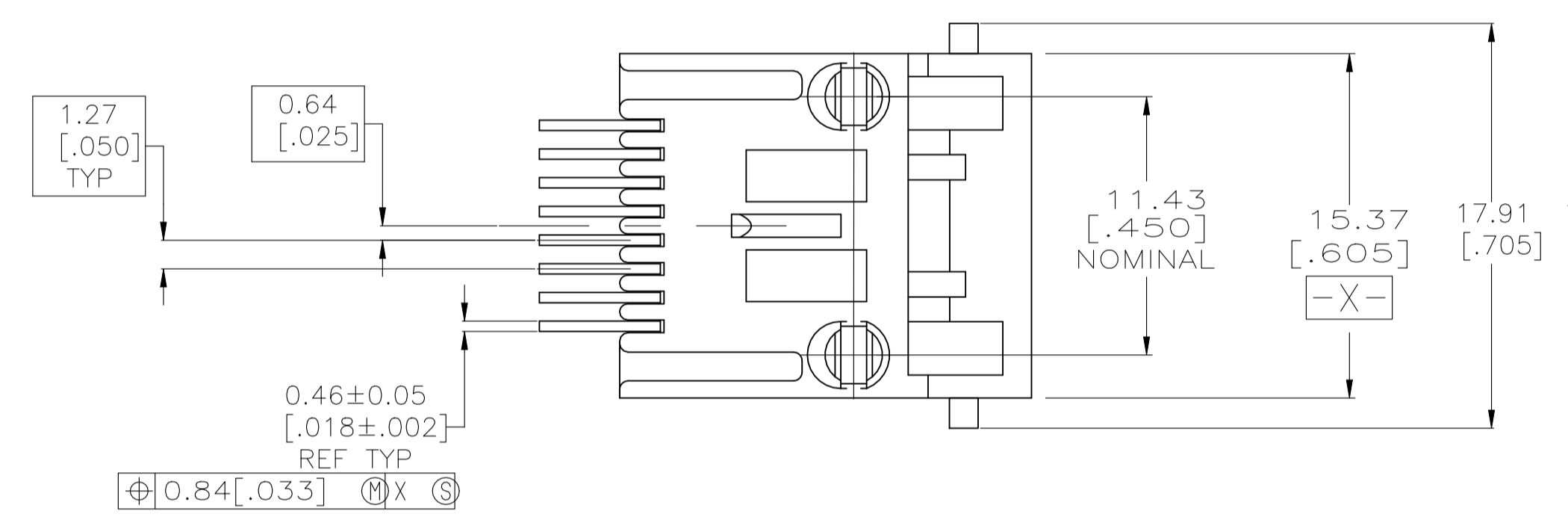


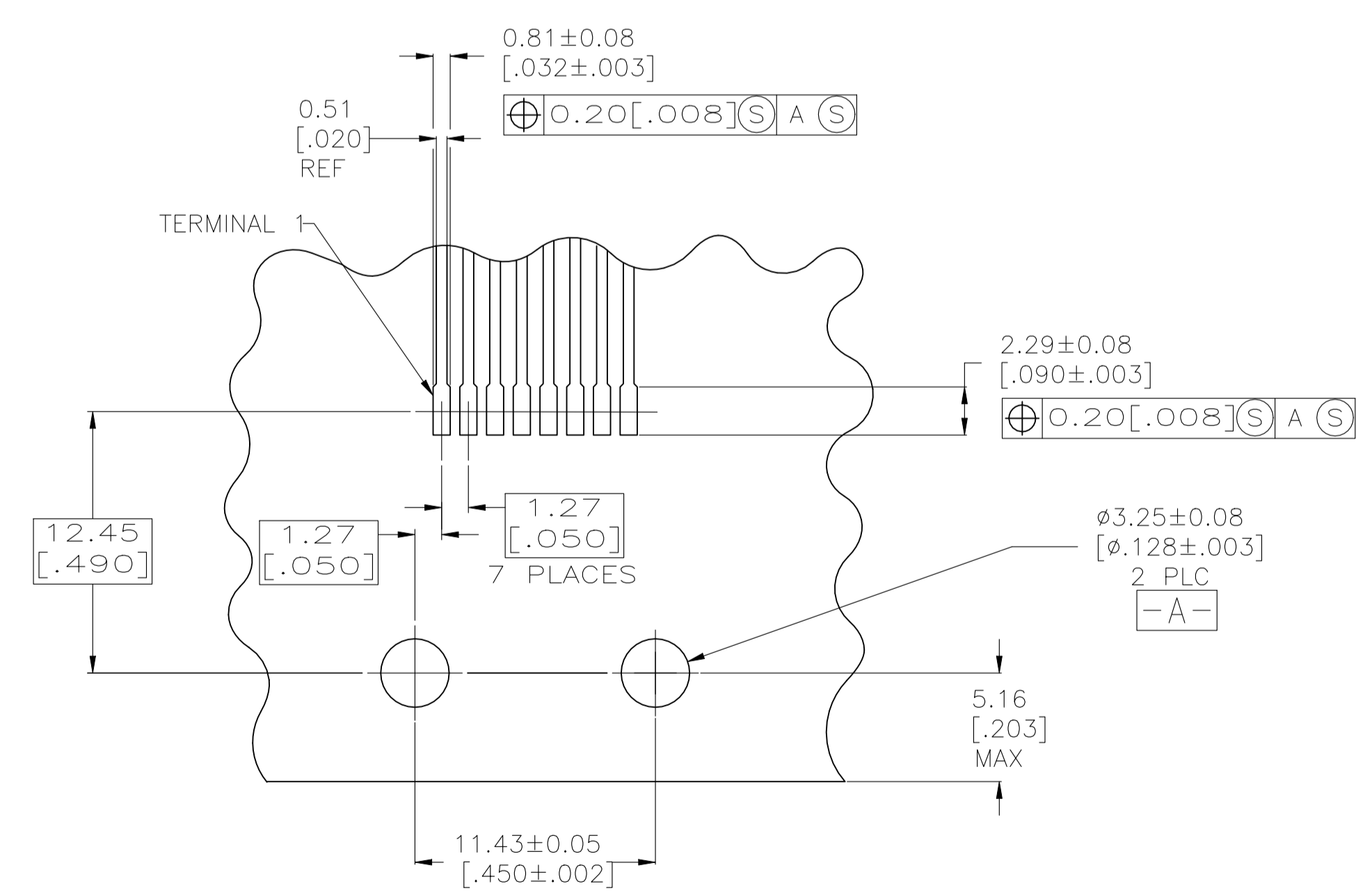
| REVISIONS |                              |           |    |       |
|-----------|------------------------------|-----------|----|-------|
| REV       | DESCRIPTION                  | DATE      | BY | APP'D |
| B1        | REVISED AS PER ECN-22-180673 | 07NOV2022 | KH | SZ    |



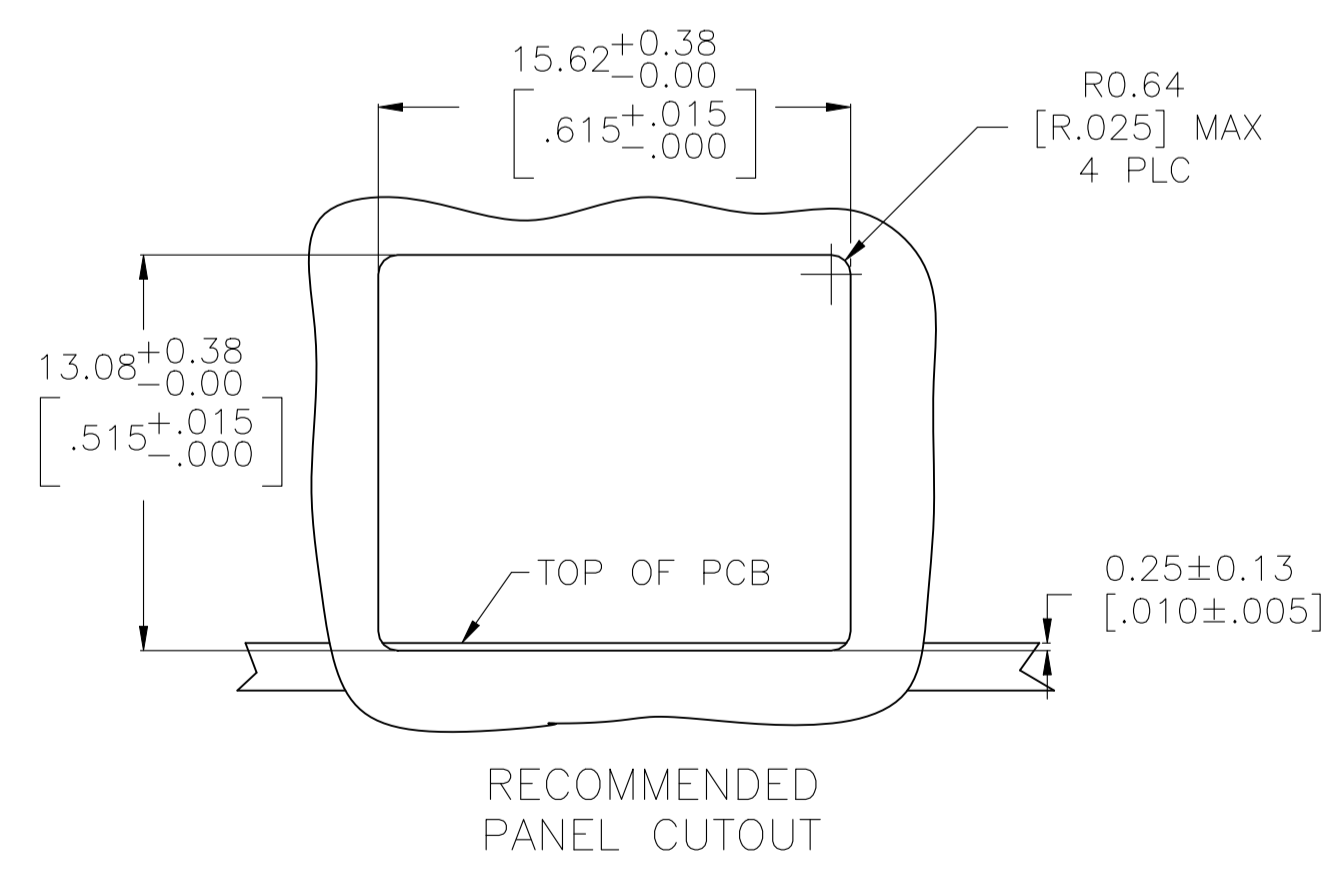
1. MATERIAL: HOUSING – HTN MOLDING COMPOUND, 94 VO, COLOR: BLACK.  
TERMINAL – 0.36 [.014] THICK PHOS-BRONZE PLATE WITH 1.27 $\mu$ m [.000050] MINIMUM THICK HARD GOLD IN LOCALIZED GOLD PLATE AREA AND 3.81 $\mu$ m [.000150] MINIMUM THICK MATTE TIN IN SOLDER AREA OVER 1.27 $\mu$ m [.000050] MINIMUM THICK NICKEL UNDERPLATE.
2. CAVITY CONFORMS TO FCC RULES AND REGULATIONS, PART 68, SUBPART F.
3. ALL DIMENSIONS SHOWN ARE MAXIMUM UNLESS OTHERWISE SPECIFIED AND ARE PRIOR TO SURFACE MOUNT PROCESSING.
4. SNAP-IN RETENTION FEATURE ACCOMMODATES 1.45–1.70 [.062±.005] THICK PRINTED CIRCUIT BOARD.



OBSOLETE



RECOMMENDED PRINTED CIRCUIT BOARD LAYOUT COMPONENT SIDE



|                     |           |
|---------------------|-----------|
| 8                   | 5555078-1 |
| NUMBER OF TERMINALS | PART NO   |

|  |  |                              |  |  |  |
|--|--|------------------------------|--|--|--|
| THIS DRAWING IS A CONTROLLED DOCUMENT. |  | DIN G. ATTADIA - 07JUN2005   |  | <b>STE</b> TE Connectivity                               |  |
| DIMENSIONS: mm [INCHES]                |  | CIRK J. WESTMAN 07JUN2005    |  |  |  |
| TOLERANCES UNLESS OTHERWISE SPECIFIED: |  | APVD S. FLICKINGER 07JUN2005 |  | NAME MJ ASM, 8 POS                                       |  |
| 0 PLC ± -                              |  | PRODUCT SPEC 108-1163        |  | LOW PROFILE, R/A, SURFACE MOUNT, KEYED, WITH PANEL STOPS |  |
| 1 PLC ± -                              |  | APPLICATION SPEC 114-6040    |  | SIZE CAGE CODE DRAWING NO RESTRICTED TO                  |  |
| 2 PLC ± -                              |  | WEIGHT 0.000000              |  | A1 - C=5555078 -   |  |
| 3 PLC ± -                              |  | CUSTOMER DRAWING             |  | SCALE 4:1 SHEET 1 OF 1 REV B1                            |  |
| 4 PLC ± -                              |  |                              |  |  |  |
| ANGLES ± ± -                           |  |                              |  |  |  |
| MATERIAL SEE NOTE 1                    |  | FINISH SEE NOTE 1            |  |  |  |