
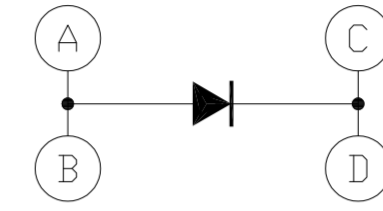


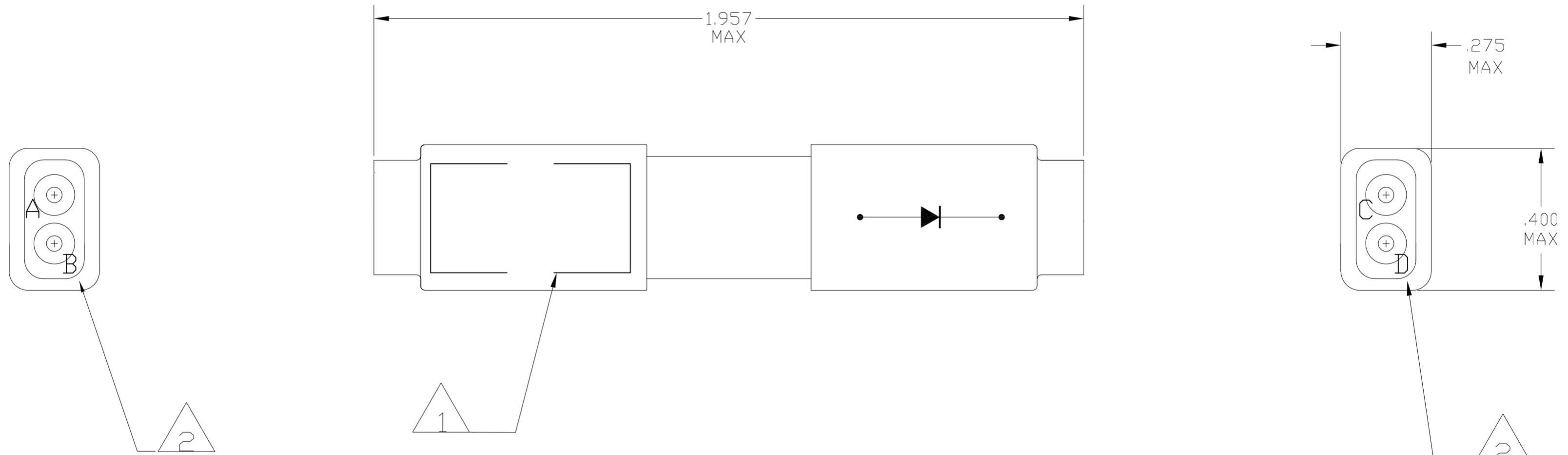
THIS DRAWING IS UNPUBLISHED. RELEASED FOR PUBLICATION
 © COPYRIGHT BY TYCO ELECTRONICS CORPORATION. ALL RIGHTS RESERVED.

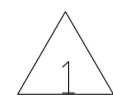
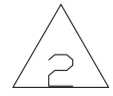
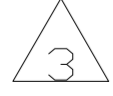
LOC		DIST		REVISIONS			
P	LTR	DESCRIPTION	DATE	DWN	APVD		
-	-	C	REV PER ECO-08-022704	23OCT08	PY	DE	

DESCRIPTION	MATERIAL	FINISH
GROMMET	FLUOROSILICONE MPS #10149	COLOR: RED
SPLICE ASSEMBLY HOUSING	EPOXY	COLOR: BLACK
CONTACT FEMALE SOCKET	BERYLLIUM COPPER PER ASTM-B194	GOLD PLATE PER MIL-G-45204
CLIP CONTACT RETAINING	BERYLLIUM COPPER PER ASTM-B194 OR STAINLESS STEEL PER QQ-S-766	NONE
SHRINK TUBE	PER MIL-1-23053/8	COLOR TRANSPARENT
DIODE	JAN1N5618 	NONE



SCHEMATIC



-  MARK SPLICE IDENTIFICATION, "AMP", AMP PART NO. AND DATE CODE .060 MINIMUM HIGH CHARACTERS.
-  MARK WIRE SPLICE BUSSING ARRANGEMENT BOTH ENDS AS SHOWN.
-  DIODE MQ1N5618, MX1N5618 OR MXV1N5618 MAY BE SUBSTITUTED FOR JAN1N5618. DIODE MAY BE A COMMERCIAL DIODE THAT HAS BEEN UP-SCREENED TO MEET THE REQUIREMENTS OF JAN1N5618

591841-1
PART NO.

THIS DRAWING IS A CONTROLLED DOCUMENT.		DWN P. YEAGER 07JAN2008	Tyco Electronics Corporation Harrisburg, PA 17105-3608	
DIMENSIONS: INCHES		CHK D. EABY 08JAN08	NAME WIRE SPLICE ASSY DOUBLE W/ DIODE SIZE 20, TJ	
TOLERANCES UNLESS OTHERWISE SPECIFIED:		APVD D. EABY 08JAN08	SIZE A2	CAGE CODE 00779
0 PLC ± -		PRODUCT SPEC	DRAWING NO C=591841	RESTRICTED TO
1 PLC ± -		APPLICATION SPEC	SCALE 4: 1	SHEET 1 of 1
2 PLC ± -		WEIGHT -	REV C	
3 PLC ± -		MATERIAL SEE TABLE		
4 PLC ± -		FINISH SEE TABLE		
ANGLES ± -		CUSTOMER DRAWING		