


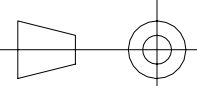


REVISIONS			
LTR	DESCRIPTION	DATE	APPROVED
A	COMPILED AND REDRAWN ON CAD PER ECN# T-16043	91 APR 7	Z. TEMAN
B	REVISED AND RENAMED PER ECN# T-20929 "WAS" DK-621-X033/X040[-XX]	96 JUL 31	Z. TEMAN

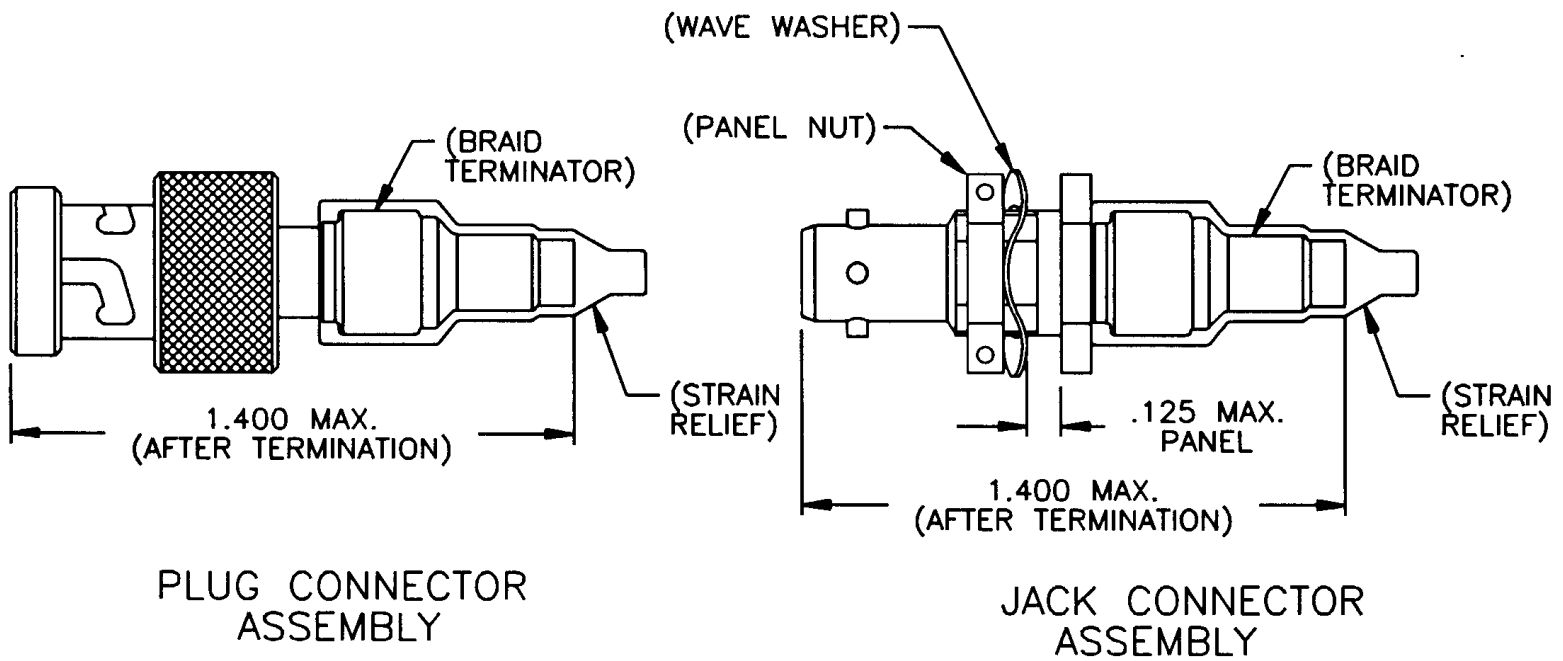
PART No.	CONNECTOR	CONTACT	INTERFACE
DK-621-0033	PLUG	——	A
DK-621-0033-1P	PLUG	PIN	A
DK-621-0033-1S	PLUG	SOCKET	A
DK-621-0034	JACK	——	A
DK-621-0034-1P	JACK	PIN	A
DK-621-0034-1S	JACK	SOCKET	A
DK-621-0035	PLUG	——	B
DK-621-0035-2P	PLUG	PIN	B
DK-621-0035-2S	PLUG	SOCKET	B
DK-621-0036	JACK	——	B
DK-621-0036-2P	JACK	PIN	B
DK-621-0036-2S	JACK	SOCKET	B
DK-621-0037	PLUG	——	C
DK-621-0037-3P	PLUG	PIN	C
DK-621-0037-3S	PLUG	SOCKET	C
DK-621-0038	JACK	——	C
DK-621-0038-3P	JACK	PIN	C
DK-621-0038-3S	JACK	SOCKET	C
DK-621-0039	PLUG	——	D
DK-621-0039-4P	PLUG	PIN	D
DK-621-0039-4S	PLUG	SOCKET	D
DK-621-0040	JACK	——	D
DK-621-0040-4P	JACK	PIN	D
DK-621-0040-4S	JACK	SOCKET	D

**If this document is printed it becomes uncontrolled.  
Check with the web for latest revision.**

## SPECIFICATION CONTROL DRAWING

UNLESS OTHERWISE SPECIFIED DIMENSIONS ARE IN INCHES. METRIC DIMENSIONS ARE IN BRACKETS.  DECIMALS .XXX ± — [ — mm] .XX ± — [ — mm] ANGLES .X ± — WEIGHT — lbs [ — g]	DRAWN J.B.K. 91 APR 3	 RAYCHEM CORPORATION 300 CONSTITUTION DRIVE MENLO PARK, CALIFORNIA 94025	TITLE KITS FOR D-621-0033/0040 TRIAXIAL CONNECTORS			
	CHECKED					
	APPROVED					
	APPROVED Z.TEMAN 91 APR 7					
	CAD NAME 009052-1		SIZE A	CODE IDENT. NO. 06090	DWG. NO. DK-621-0033/0040[-XX]	REV B
	THIRD ANGLE PROJECTION		DO NOT SCALE THIS DRAWING		SHEET 1 OF 2	





1.0 REFER TO THE FOLLOWING RAYCHEM SPECIFICATION CONTROL DRAWINGS (SCD) FOR INDIVIDUAL COMPONENT DETAILS:

- |                 |                                       |
|-----------------|---------------------------------------|
| D-621-0033/0040 | CONNECTOR, TRIAXIAL, BAYONET COUPLED. |
| D-602-0126      | CONTACT, PIN, TWISTED PAIR            |
| D-602-0127      | CONTACT, SOCKET, TWISTED PAIR         |
| (D-600-0032)    | BRAID TERMINATOR                      |
| (D-600-0019)    | STRAIN RELIEF                         |

2.0 CONNECTORS ARE QUALIFIED TO RAYCHEM SPECIFICATION D-6025.

3.0 TERMINATION PROCEDURE: RAYCHEM ES 61162.

**If this document is printed it becomes uncontrolled.  
Check with the web for latest revision.**

CAD NAME: 009052-2	DRAWN	J.B.K.	91 APR 3	SIZE	CODE IDENT. NO.	DWG. NO.	REV
	ISSUED			A	06090	DK-621-0033/0040[-XX]	B
DO NOT SCALE THIS DRAWING						SHEET 2 OF 2	