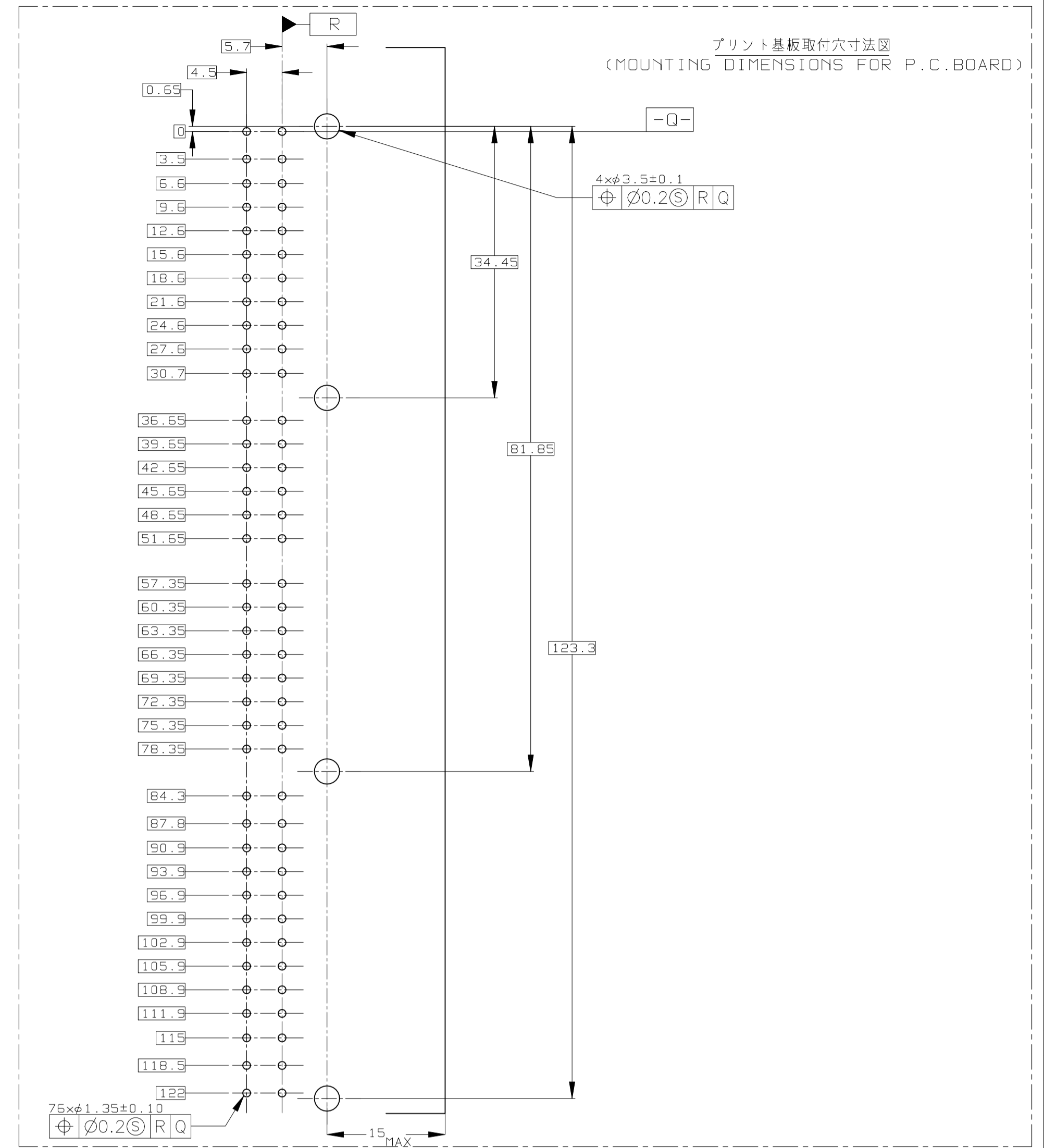
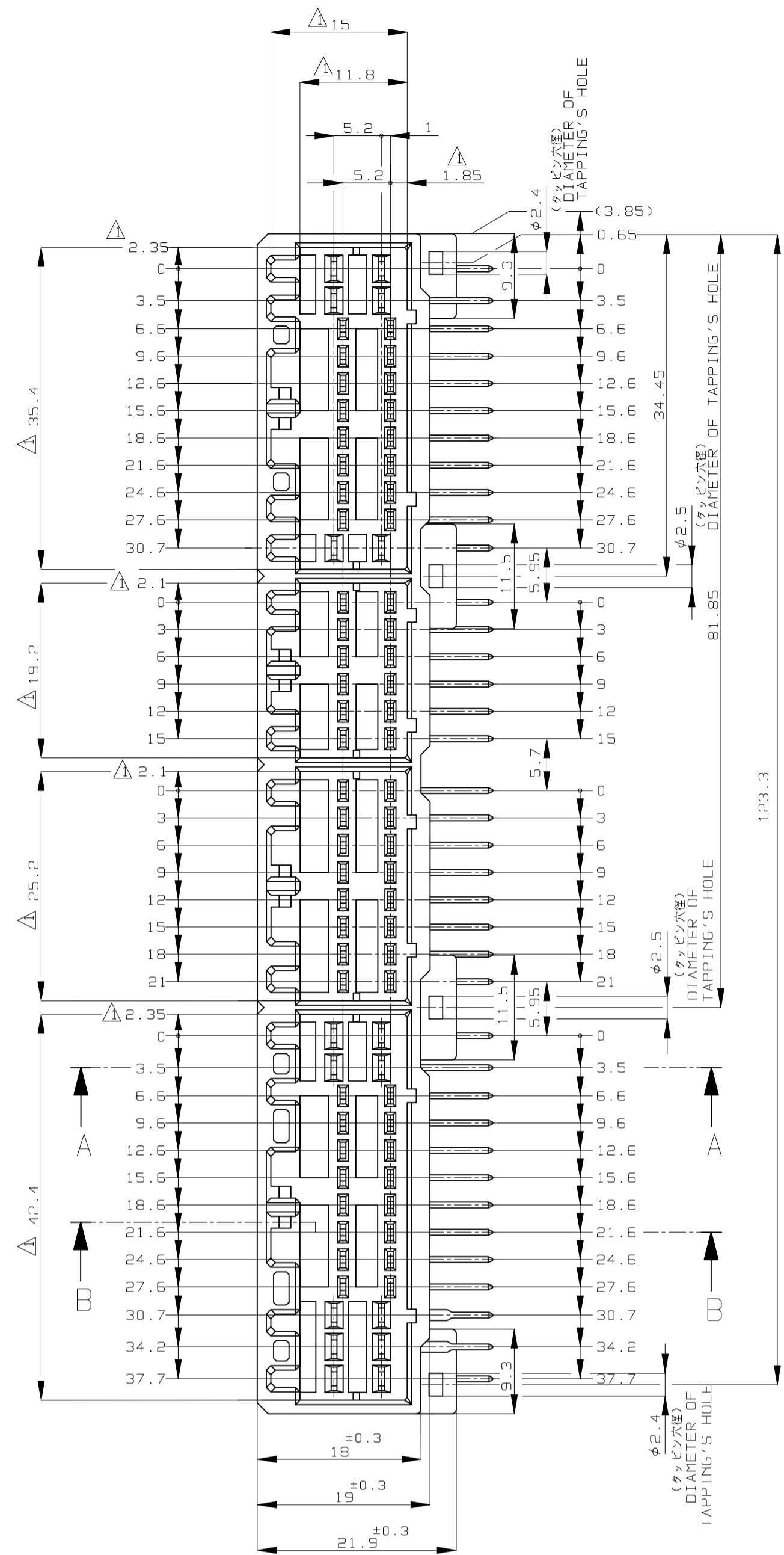
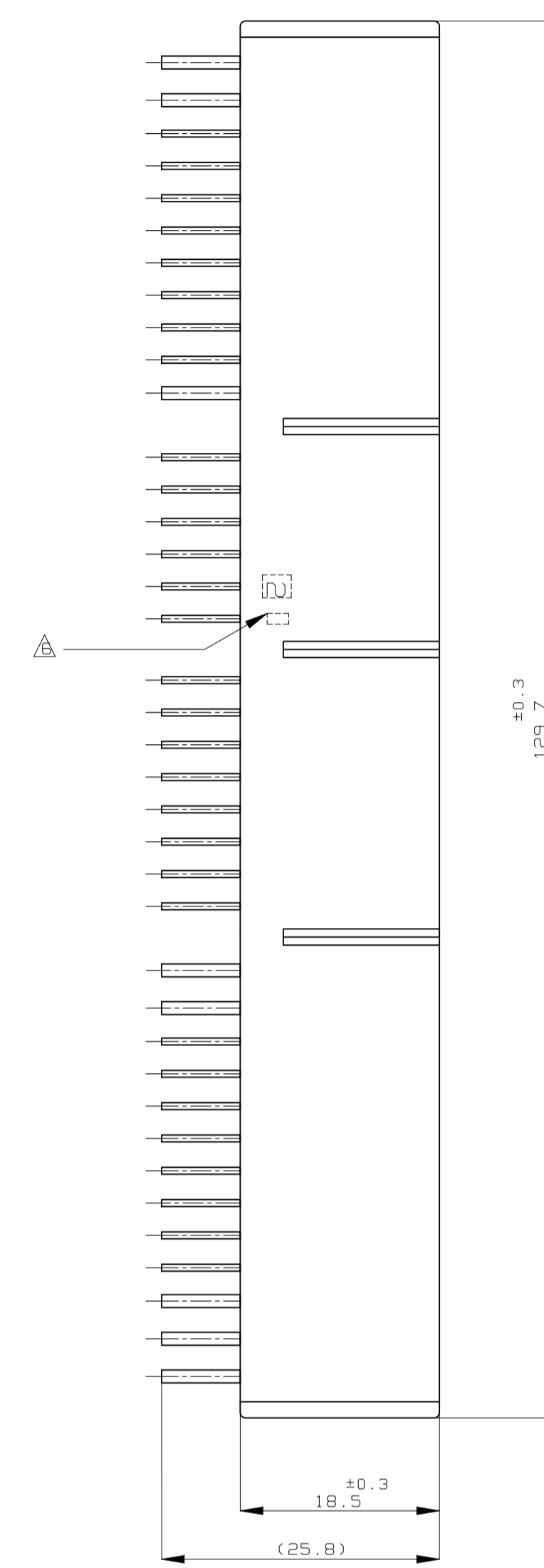
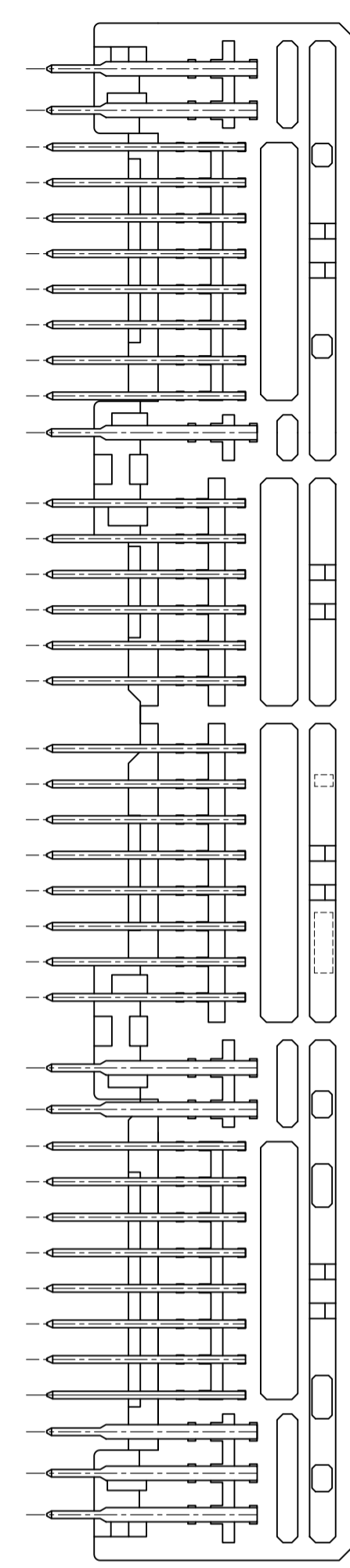
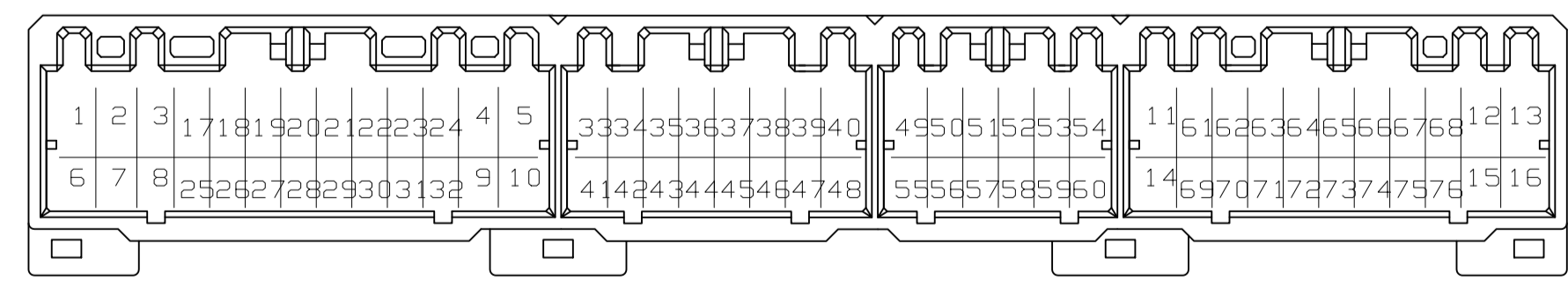
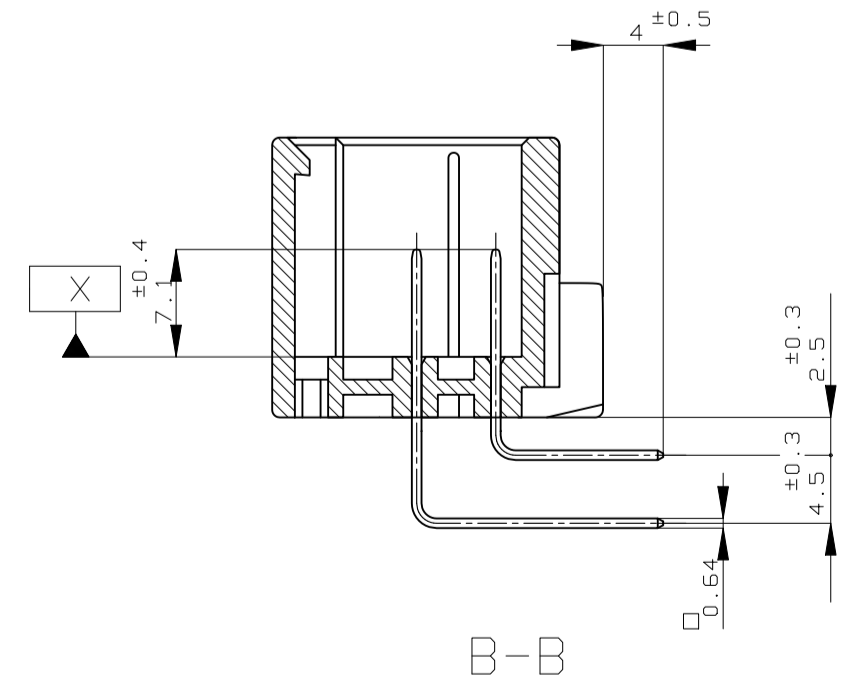
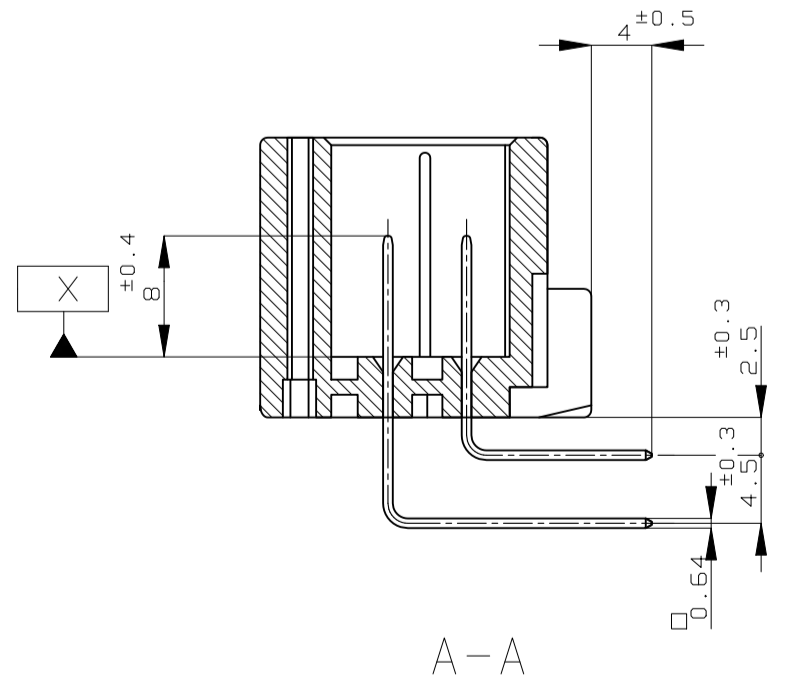


REVISIONS					
REV	DATE	DESCRIPTION	BY	CHK	APPV
P10	REVISED PER ECR-22-154840				



- △ X 面から2mmの範囲で測定
- 2. 嵌合相手ハウジング型: 174516, 174515, 174514, 174913, 917992, 917989, 917981, 917975
- 3. 推奨取付ねじ: JIS B1115, B1122 タッピングねじ, なべ2種 呼び径3, 長さ6mm以下 (締付けトルク: 0.4N-cm以下)
- 4. 適用製品規格番号: 108-5280, 108-5342
- △ 回路番号: 右図参照のこと
- パワ回路 ① ~ ⑩
- シグナル回路 ⑪ ~ ⑮
- △ 適用製品規格のアプリックス及びIDマークを カラネットマークにて表示

- △ MUST BE KEPT BETWEEN X AND 2
- 2 THE MATING PLUG HSG. PART NUMBER: 174516, 174515, 174514, 174913, 917992, 917989, 917981, 917975
- 3 RECOMMENDED MOUNTING SCREW: 3mm DIA, 6mm LENGTH (MAX.)
- PAN HEAD, CLASS 2 TAPPING SCREW SPECIFIED IN JIS B1115, B1122
- (TIGHTENING TORQUE: 0.4N-cm MAX.)
- 4 APPLICABLE PRODUCT SPEC NO. 108-5280, 108-5342
- △ CIRCUIT NUMBER
- POWER CIRCUIT NO. ① ~ ⑩
- SIGNAL CIRCUIT NO. ⑪ ~ ⑮
- △ INDICATED PREFIX AND ID MARK OF PRODUCT P/N BY HOT MARK



MARKING	SOLDERING SIDE	CONTACT SIDE	POWER CIRCUIT NO.	SIGNAL CIRCUIT NO.	COLOR	PART NUMBER
△ 56	SELECTIE-TIN (MATTE)	SELECTIVE GOLD × 14		24, 31, 39, 40	GRAY	6-5178780-6
OBSOLETE	PRE-TIN × 62			42~50, 55		
OBSOLETE	SELECTIE-TIN (MATTE)	SELECTIVE GOLD × 28		25~32, 35~40	BLACK	5-5178780-2
OBSOLETE	PRE-TIN × 48			43~52, 55~58		
OBSOLETE	SELECTIE-TIN (MATTE)	SELECTIVE GOLD × 28		25~32, 35~40	NATURAL	5-5178780-1
OBSOLETE	PRE-TIN × 48			43~52, 55~58		
OBSOLETE	SELECTIE-TIN (MATTE)	SELECTIVE GOLD × 28		23, 24, 31~51	YELLOW	4-5178780-7
OBSOLETE	PRE-TIN × 48			55~57, 63, 64		
OBSOLETE	SELECTIE-TIN (MATTE)	SELECTIVE GOLD × 8		49, 50, 52, 53, 68	GRAY	4-5178780-6
OBSOLETE	PRE-TIN × 68			70, 71, 74		
OBSOLETE	SELECTIE-TIN (MATTE)	SELECTIVE GOLD × 12		26~32, 40, 49~52	YELLOW	3-5178780-7
OBSOLETE	PRE-TIN × 64					
OBSOLETE	SELECTIE-TIN (MATTE)	SELECTIVE GOLD × 60		17~76	GRAY	3-5178780-6
OBSOLETE	PRE-TIN × 16					
OBSOLETE	SELECTIE-TIN (MATTE)	SELECTIVE GOLD × 24	9	23, 24, 31, 33~49	YELLOW	2-5178780-7
OBSOLETE	PRE-TIN × 52			55, 63, 64		
OBSOLETE	SELECTIE-TIN (MATTE)	SELECTIVE GOLD × 19		22, 24, 31, 34, 39~40	GRAY	2-5178780-6
OBSOLETE	PRE-TIN × 57			42~48, 49, 50, 55, 56, 63, 64		
OBSOLETE	TIN-LEAD	SELECTIVE GOLD × 7		49, 50, 52, 53, 68	GRAY	8-178780-6
OBSOLETE	PRE-TIN × 69			70, 74		
OBSOLETE	TIN-LEAD	SELECTIVE GOLD × 10		24, 31, 39, 44~47	GRAY	7-178780-6
OBSOLETE	PRE-TIN × 66			49, 55, 64		
OBSOLETE	TIN-LEAD	SELECTIVE GOLD × 14		24, 31, 39, 40	GRAY	6-178780-6
OBSOLETE	PRE-TIN × 62			42~50, 55		
OBSOLETE	TIN-LEAD	SELECTIVE GOLD × 28		25~32, 35~40	YELLOW	5-178780-7
OBSOLETE	PRE-TIN × 48			43~52, 55~58		
OBSOLETE	TIN-LEAD	SELECTIVE GOLD × 28		25~32, 35~40	BLACK	5-178780-2
OBSOLETE	PRE-TIN × 48			43~52, 55~58		
OBSOLETE	TIN-LEAD	SELECTIVE GOLD × 28		25~32, 35~40	NATURAL	5-178780-1
OBSOLETE	PRE-TIN × 48			43~52, 55~58		
OBSOLETE	TIN-LEAD	SELECTIVE GOLD × 28		23, 24, 31~51	YELLOW	4-178780-7
OBSOLETE	PRE-TIN × 48			55~57, 63, 64		
OBSOLETE	TIN-LEAD	SELECTIVE GOLD × 8		49, 50, 52, 53, 68	GRAY	4-178780-6
OBSOLETE	PRE-TIN × 69			70, 71, 74		
OBSOLETE	TIN-LEAD	SELECTIVE GOLD × 60		17~76	GRAY	3-178780-6
OBSOLETE	PRE-TIN × 16					
OBSOLETE	TIN-LEAD	SELECTIVE GOLD × 24	9	23, 24, 31, 33~49	YELLOW	2-178780-7
OBSOLETE	PRE-TIN × 52			55, 63, 64		
△ 0	SELECTIE-TIN (MATTE)	SELECTIVE-TIN (BRIGHT) × 76			LIGHT GRAY	178780-9
△ 1	SELECTIE-TIN (MATTE)	SELECTIVE-TIN (BRIGHT) × 76			NATURAL	178780-3
△ 0	PRE-TIN × 76				NATURAL	178780-1

THIS DRAWING IS A CONTROLLED DOCUMENT.

DIMENSIONS: mm

TOLERANCES UNLESS OTHERWISE SPECIFIED

GENERAL TOLERANCE

MATERIAL

FINISH

WEIGHT

CUSTOMER DRAWING

STE TE Connectivity

76POS CAP HOUSING ASSY
.040/.070 SERIES HYBRID I/O CONN. (NON FLANGE)

SCALE 2:1 SHEET 1 of 1 REV P10