THIS DRAWING IS UNPUBLISHED. RELEASED FOR PUBLICATION . . – –
© COPYRIGHT – 010915100000 ALL RIGHTS RESERVED.

REVISIONS

P	LTR	DESCRIPTION	DATE	DWN	APVD
	A	–	–	—	—

SPECIFICATIONS

INPUT VOLTAGE: 3.0 V rms (NOM)
INPUT FREQUENCY: 2.5 KHz (NOM)
ELECTRICAL STROKE: ±10.00 INCHES
SENSITIVITY: .075 mV/VOLT/. 001 INCH
NON-LINEARITY: ± 0.25 % OF FULL RANGE (MAX)
PHASE SHIFT: -2°.
IMPEDANCE:
PRIMARY: 620 O (NOM)
SECONDARY: 750 O (NOM)
OPERATING TEMPERATURE: -20° TO 300° F
SHOCK SURVIVAL: 1000 g's, 11ms
VIBRATION (20 TO 2000 Hz): 20 g's rms

REVISIONS			
REV.	DESCRIPTION	DATE:	APPR.
A	RELEASED PER ECR/ECN 0000	10/27/94	RBA

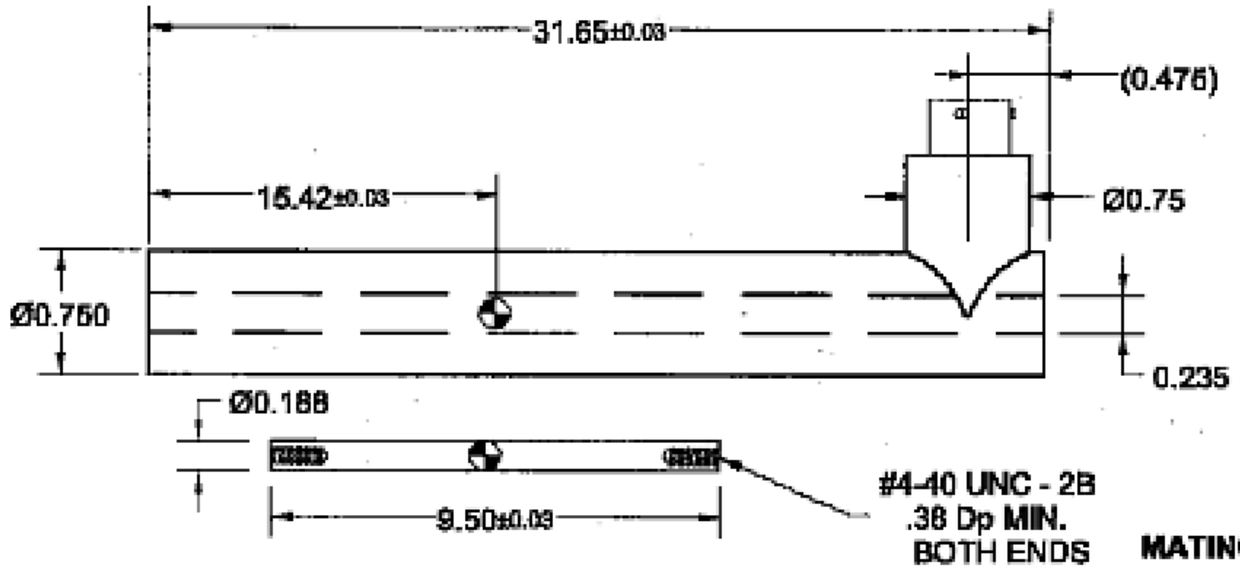

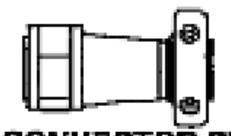

MATING CONNECTOR SUPPLIED

DENOTES CENTER OF CORE AT ELECTRICAL MID POINT

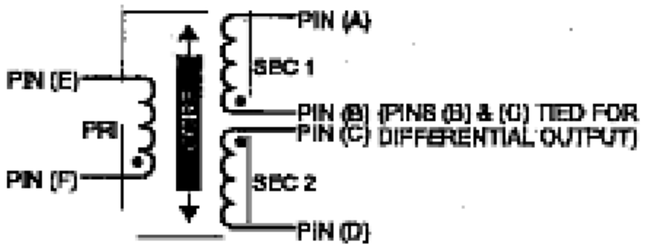

WIRING DIAGRAM

MATERIAL:

UNLESS OTHERWISE SPECIFIED ALL DIMENSIONS ARE IN INCHES
TOLERANCES ARE:
ANGLES: ±0.05 DEG. FRACTIONS: 4/1000.
DECIMAL: XX=±.01 XXX=±.005

SWAPTOMAN: R.E.A. DATE: 19 MAY 99
CHK DFTR: DATE:
APPROVED: DATE:
APPROVED: DATE:
FINISH: APPROVED: DATE:

Macro Sensors
Div. of Howard A. Schneider Technologies, Inc.

TITLE HSAR 750 10000 OUTLINE

A | C.A.G.E. No. 06WW0 | DRAWING No. 010915100000

SCALE: NONE | SHEET No. 1 of 1

THIS DRAWING IS A CONTROLLED DOCUMENT.

DIMENSIONS: INCHES

TOLERANCES UNLESS OTHERWISE SPECIFIED:
0 PLC ± –
1 PLC ± –
2 PLC ± –
3 PLC ± –
4 PLC ± –
ANGLES ± –

MATERIAL –
FINISH –

DWN –
CHK –
APVD –
PRODUCT SPEC —
APPLICATION SPEC —
WEIGHT

TE Connectivity

NAME HSAR 750 10000 OUTLINE –

SIZE	CAGE CODE	DRAWING NO	RESTRICTED TO
A2	00779	C-010915100000	—

CUSTOMER DRAWING | SCALE NTS | SHEET 1 OF 1 | REV A

1471-9 (1/15)