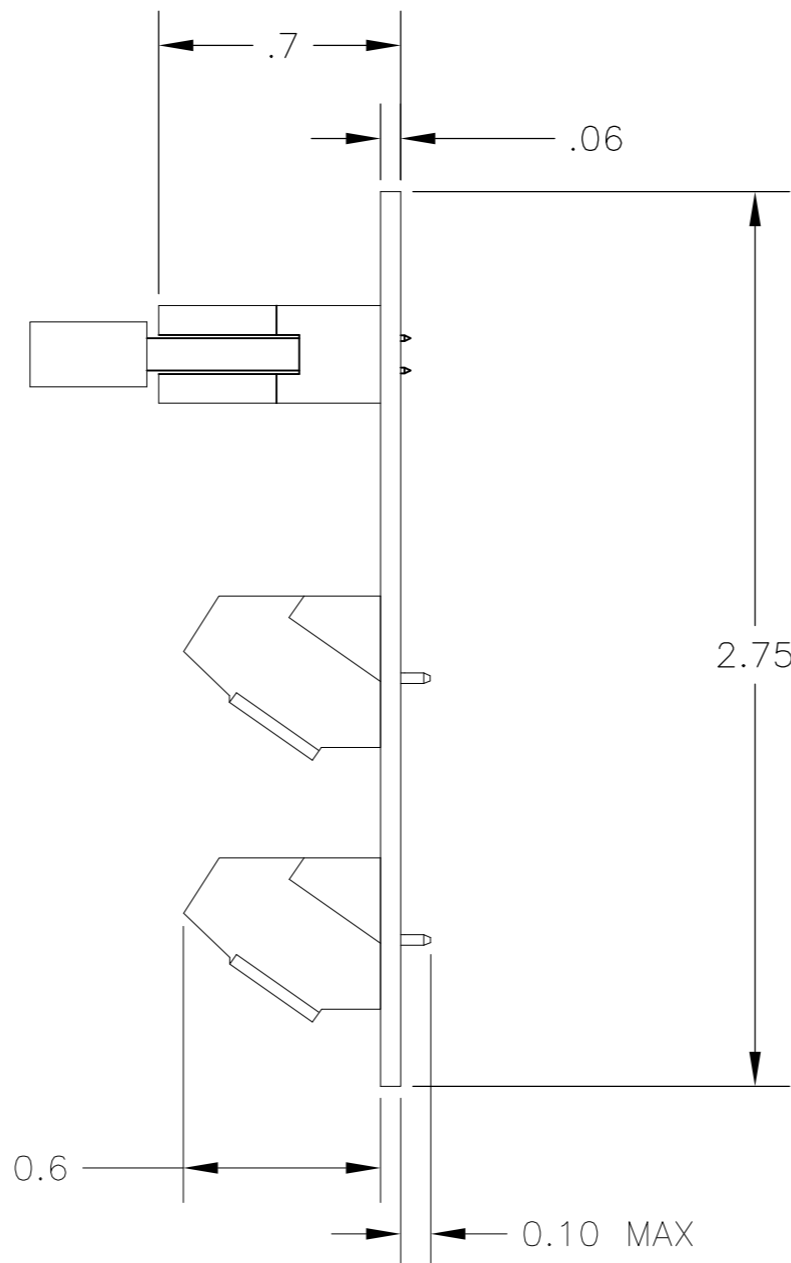
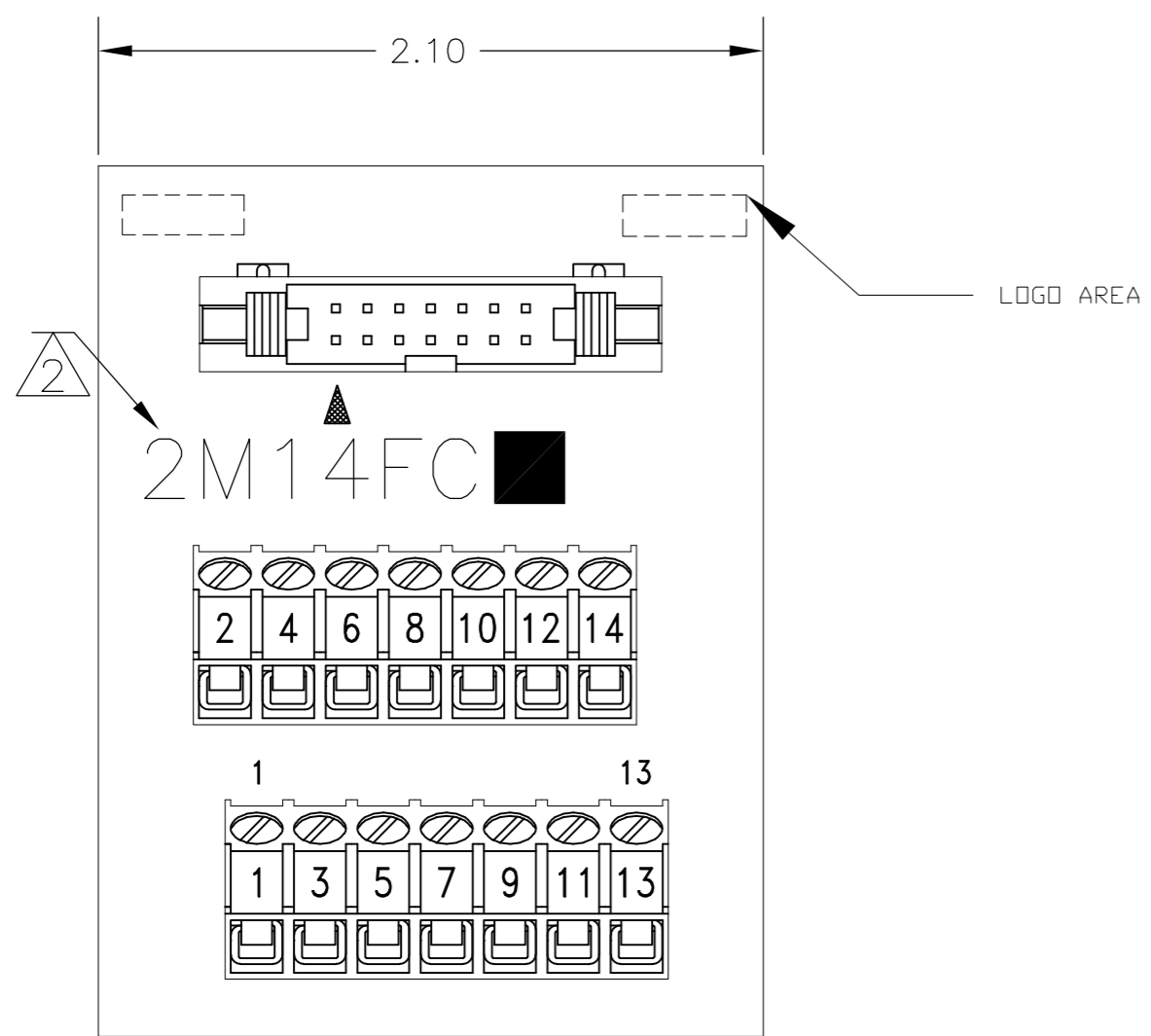


THIS DRAWING IS UNPUBLISHED. RELEASED FOR PUBLICATION  
 © COPYRIGHT - By - ALL RIGHTS RESERVED.

LOC		DIST		REVISIONS			
P	LTR	DESCRIPTION		DATE	DWN	APVD	
	A1	CORRECTION OF ANGLED PCB MOUNT VIEW		19JUN2015	NV	PS	



**HEADER:**  
**MATERIALS:**  
 HEADER: COPPER ALLOY, GOLD PLATED, 94V-0 THERMOPLASTIC.  
 CONNECTOR: COPPER ALLOY, GOLD PLATED, 94V-0 THERMOPLASTIC.

**ELECTRICAL:**  
 RATING: 1 AMPERE MAX. (CONNECTOR).

**MECHANICAL:**  
 WIRE RANGE: 26-30 AWG SOLID, 28 AWG STRANDED.

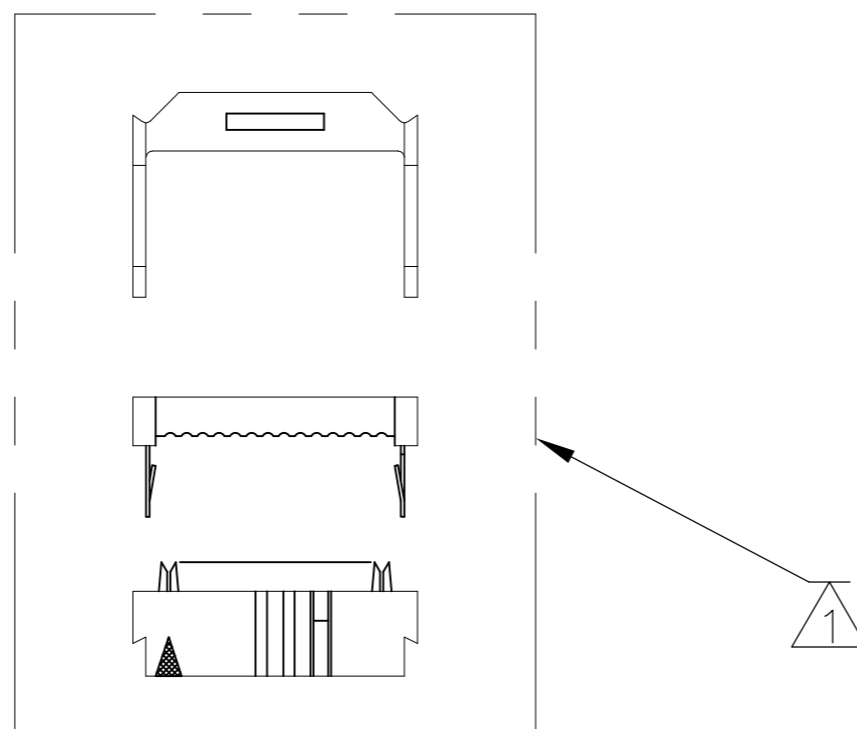
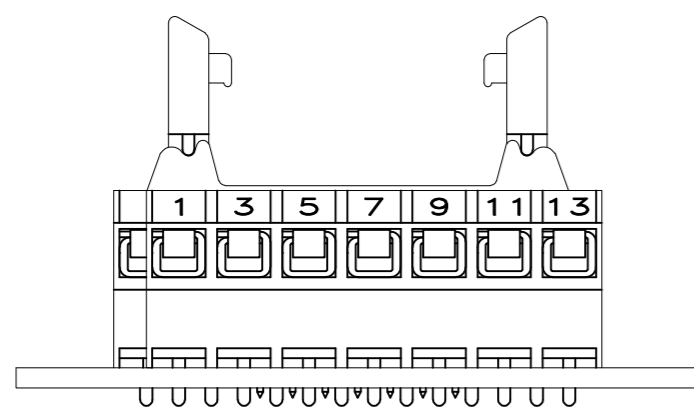
**TERMINAL BLOCK:**  
**MATERIALS:**  
 HOUSING: THERMOPLASTIC NYLON, BLACK, 94V-0.  
 TERMINALS: COPPER ALLOY, TIN PLATED.  
 SCREWS: 3M, BRASS, NICKEL PLATED

**ELECTRICAL:**  
 RATING: 10A, 300V(UL).

**MECHANICAL:**  
 WIRE RANGE: 14-22 AWG.

**MOUNTING:**  
**MATERIALS:**  
 MOUNTING: 2TK2 AND 2TK2D SERIES SNAPTRACK  
 (SOLD SEPARATELY).

- 1 ALL CONNECTOR/STRAIN RELIEF COMPONENTS TO BE SHIPPER LOOSE AND UNASSEMBLED.
- 2 CATALOG NUMBER HERE.
- 3 CONTAINS NO TIN-LEAD PLATE.



2M14FCL	1776616-1
2M14FC	1437684-6
CATALOG NO.	PART NUMBER

THIS DRAWING IS A CONTROLLED DOCUMENT.		DWN	M.S. FEHER	31MAR2004
DIMENSIONS: INCHES		CHK	S. YODER	31MAR2004
TOLERANCES UNLESS OTHERWISE SPECIFIED:		APVD	S. YODER	31MAR2004
0 PLC	± -	PRODUCT SPEC	NAME	
1 PLC	± .1	APPLICATION SPEC	2M14FC ASSEMBLY	
2 PLC	± .01	WEIGHT	SIZE	CAGE CODE
3 PLC	± -	MATERIAL	A2	00779
4 PLC	± -	FINISH	SCALE	DRAWING NO
ANGLES	± -	CUSTOMER DRAWING	NTS	C=1437684-6
MATERIAL		SHEET		RESTRICTED TO
		1 of 1		-
		SCALE	REV	A1
		NTS		

1437684-6