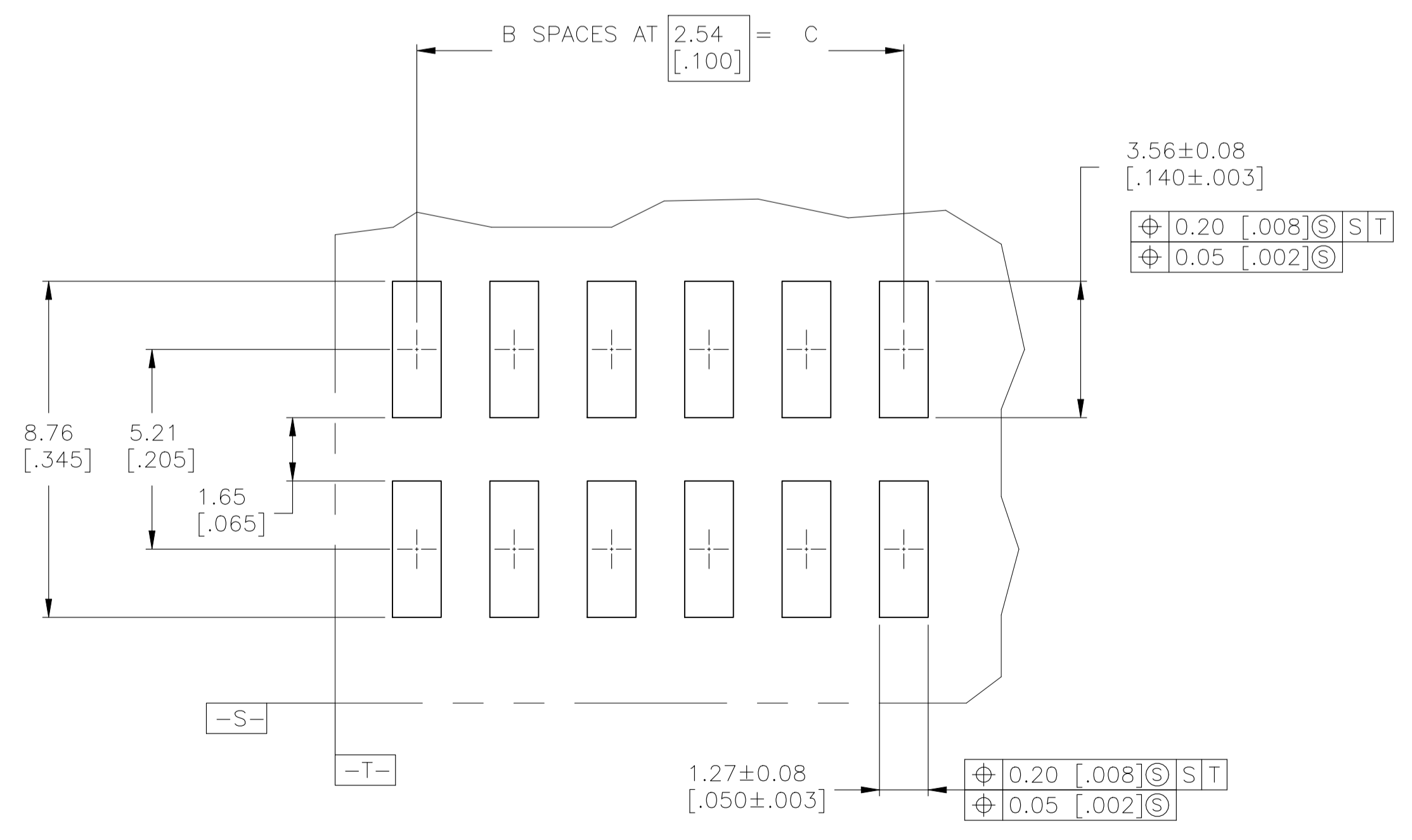
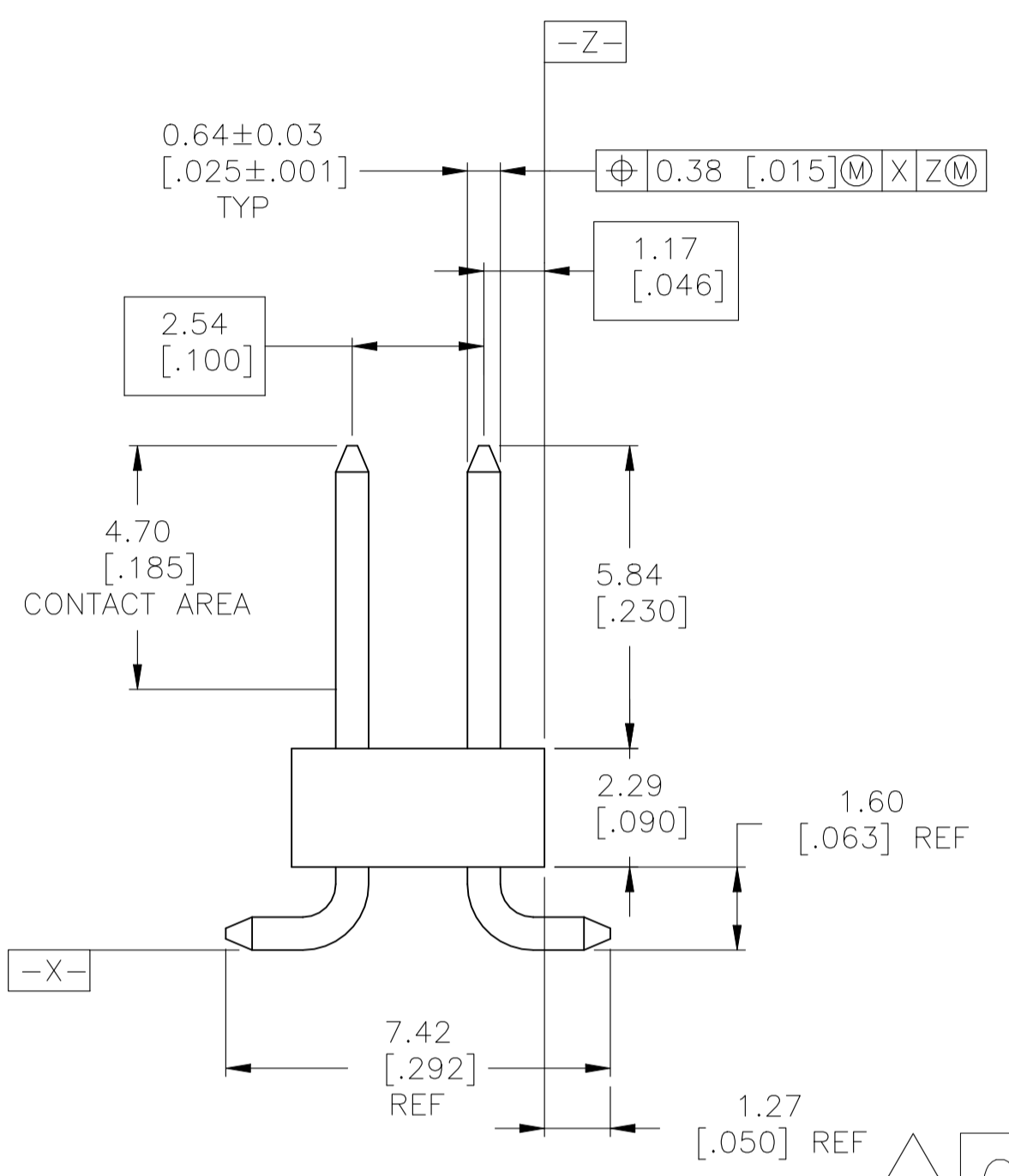
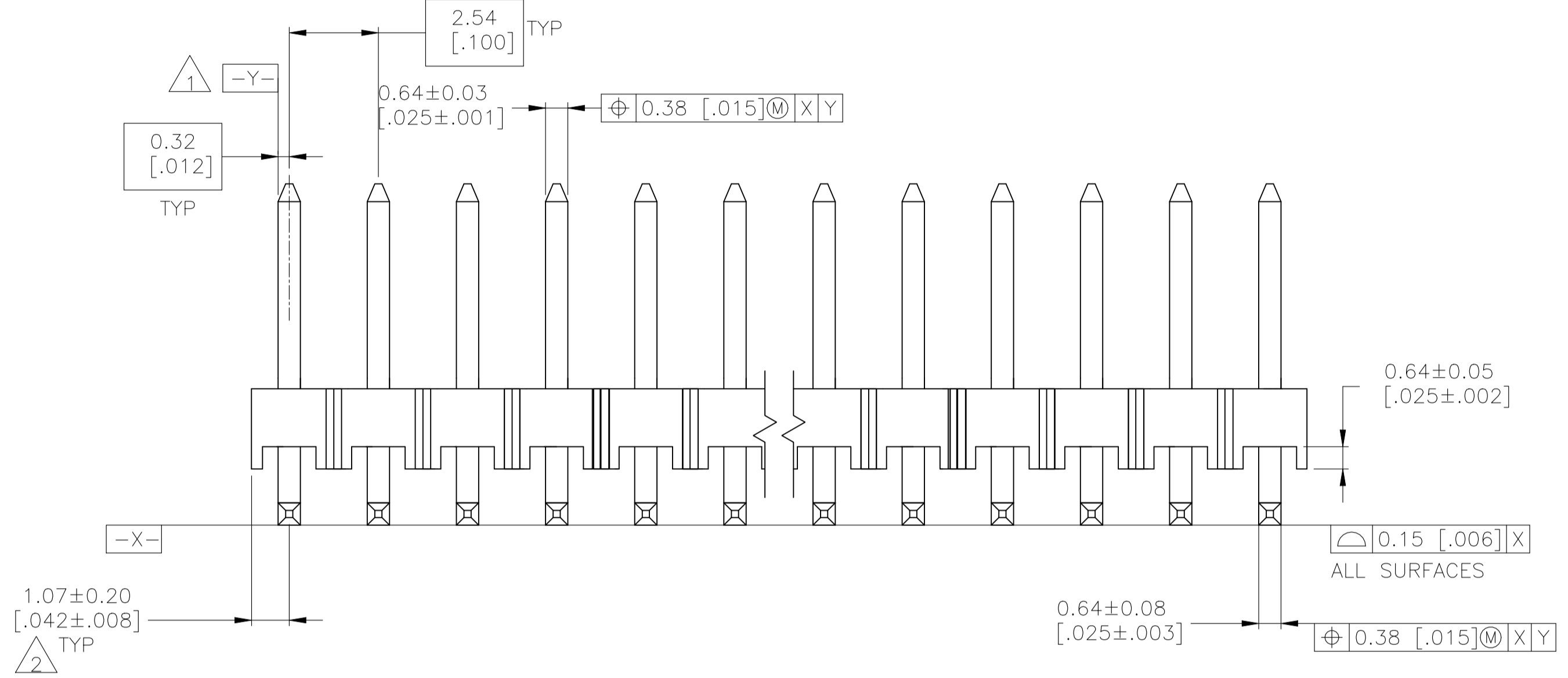
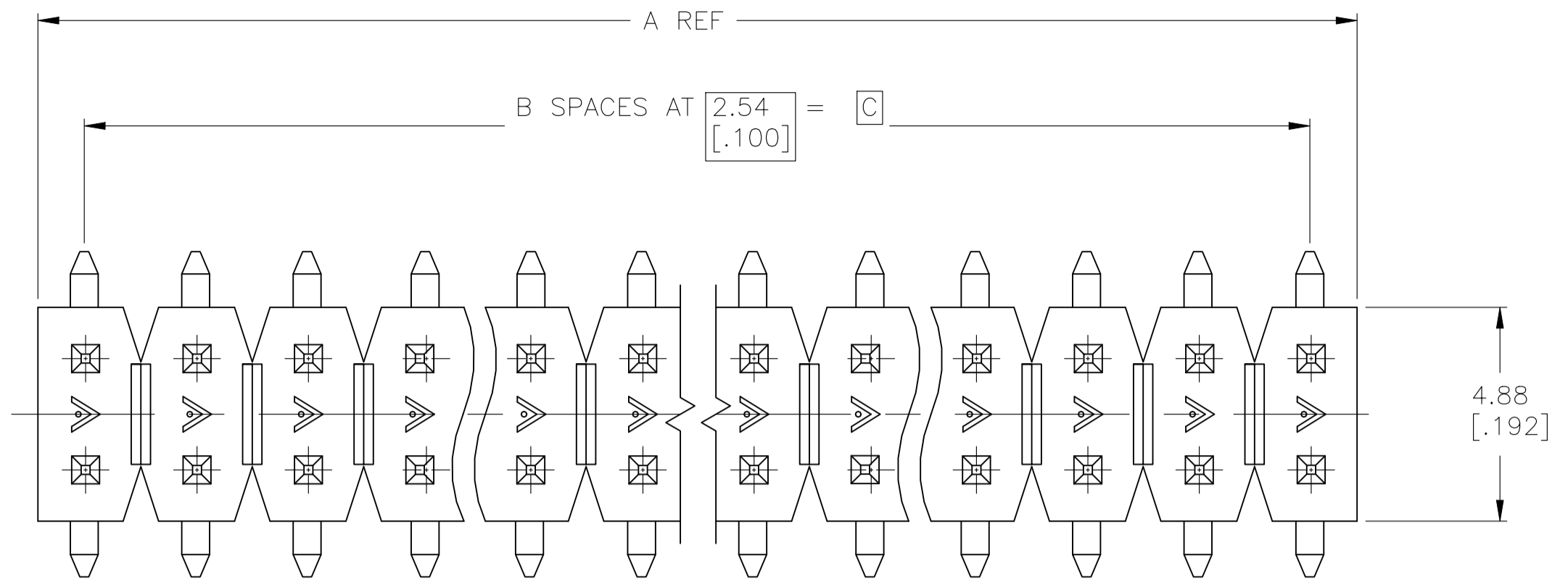


REVISIONS					
REV	DATE	DESCRIPTION	BY	CHK	APPV
M1	20JUL2022	REVISED PER ECN-22-165406	RK		MF

- 1 THE NOTED DIMENSIONS APPLY AT THE INTERSECTION OF THE POST AND THE HOUSING.
- 2 THE NOTED DIMENSION APPLIES FROM THE BASIC DIMENSION (NOT THE POST CENTERLINE) TO THE SURFACE INDICATED.
- 3 0.000762[.000030] GOLD ON CONTACT AREA, 0.00254-0.00508[.000100-.000200] MATTE TIN-LEAD ON SOLDER TAIL, ALL OVER 0.00127[.000050] NICKEL.
- 4 HOUSING: LCP, COLOR-BLACK. POSTS: COPPER ALLOY.
- 5 0.000762[.000030] GOLD ON CONTACT AREA, 0.00254-0.00508[.000100-.000200] MATTE TIN ON SOLDER TAIL, ALL OVER 0.00127[.000050] NICKEL.
- 6 PRELIMINARY PART - NOT RELEASED FOR PRODUCTION.
- 7 OBSOLETE PARTS: OBSOLETE CIS STREAMLINING PER D.RENAUD/D.SINISI



REV	DATE	DESCRIPTION	BY	CHK	APPV
5	35.56 [1.400]	14	37.69 [1.484]	30	6-146130-4
5	33.02 [1.300]	13	35.15 [1.384]	28	6-146130-3
5	30.48 [1.200]	12	32.61 [1.284]	26	6-146130-2
5	27.94 [1.100]	11	30.07 [1.184]	24	6-146130-1
5	25.40 [1.000]	10	27.53 [1.084]	22	6-146130-0
5	22.86 [0.900]	9	24.99 [0.984]	20	5-146130-9
5	20.32 [0.800]	8	22.45 [0.884]	18	5-146130-8
5	17.78 [0.700]	7	19.91 [0.784]	16	5-146130-7
5	15.24 [0.600]	6	17.37 [0.684]	14	5-146130-6
5	12.70 [0.500]	5	14.83 [0.584]	12	5-146130-5
5	10.16 [0.400]	4	12.29 [0.484]	10	5-146130-4
5	7.62 [0.300]	3	9.75 [0.384]	8	5-146130-3
5	5.08 [0.200]	2	7.21 [0.284]	6	5-146130-2
5	2.54 [0.100]	1	4.67 [0.184]	4	5-146130-1
6	17.78 [0.700]	7	19.91 [0.784]	16	1-146130-8
6	5.08 [0.200]	2	7.21 [0.284]	6	1-146130-7
7	35.56 [1.400]	14	37.69 [1.484]	30	1-146130-4
7	33.02 [1.300]	13	35.15 [1.384]	28	1-146130-3
7	30.48 [1.200]	12	32.61 [1.284]	26	1-146130-2
7	27.94 [1.100]	11	30.07 [1.184]	24	1-146130-1
7	25.40 [1.000]	10	27.53 [1.084]	22	1-146130-0
OBSOLETE	22.86 [0.900]	9	24.99 [0.984]	20	146130-9
OBSOLETE	20.32 [0.800]	8	22.45 [0.884]	18	146130-8
OBSOLETE	17.78 [0.700]	7	19.91 [0.784]	16	146130-7
OBSOLETE	15.24 [0.600]	6	17.37 [0.684]	14	146130-6
OBSOLETE	12.70 [0.500]	5	14.83 [0.584]	12	146130-5
OBSOLETE	10.16 [0.400]	4	12.29 [0.484]	10	146130-4
OBSOLETE	7.62 [0.300]	3	9.75 [0.384]	8	146130-3
OBSOLETE	5.08 [0.200]	2	7.21 [0.284]	6	146130-2
OBSOLETE	2.54 [0.100]	1	4.67 [0.184]	4	146130-1

7 SUPERSEDED BY 6-146130-0

RECOMMENDED PCB LAYOUT FOR USE WITH .008 THICK STENCIL

THIS DRAWING IS A CONTROLLED DOCUMENT.

DIMENSIONS: mm [INCHES]

TOLERANCES UNLESS OTHERWISE SPECIFIED:

0. PLC	±	-
1. PLC	±	-
2. PLC	±	-
3. PLC	±	0.13[.005]
4. PLC	±	-
ANGLES	±	-

MATERIAL: 4 FINISH: SEE TABLE

WEIGHT: 0.000000

SIZE: A1

CAGE CODE: 00779

DRAWING NO: 146130

CUSTOMER DRAWING

SCALE: 8:1

SHEET: 1 of 1

REV: M1

DIN: J.KNAUB 30-09-94

CHK: G. DUBNICZKI 30-09-94

APPV: G. DUBNICZKI 30-09-94

NAME: SURFACE MOUNT HEADER ASSY, MOD II, B/A, VERT, DR, .100 X.100 CL, .025 SQ.POST

TE Connectivity