

THIS DRAWING IS UNPUBLISHED. RELEASED FOR PUBLICATION
 © COPYRIGHT BY TYCO ELECTRONICS CORPORATION. ALL RIGHTS RESERVED.

LOC		DIST		REVISIONS			
P	LTR	DESCRIPTION	DATE	DWN	APVD		
GP	00						
	D	REVISE PER 06-?????????	04/APR/06	ECC	FDM		

S or P

08

P

3

F2

-

F3

PRODUCT CODE
 P - FLEXPAC CABLE
 S - FLEXSTRIP

ASSEMBLY LENGTH TO NEAREST TENTH OF AN INCH. SEE CABLE SPECIFICATION DRAWINGS FOR SPECIFIC MEASUREMENT CRITERIA.

TOTAL NUMBER OF CONDUCTORS

LEFT END TERMINATION

RIGHT END TERMINATION

P - FLEXPAC CABLE

INSULATION MATERIAL
 P - POLYESTER CABLE

S - FLEXSTRIP

N - NOMEX*
 T - TEFLON*
 K - KAPTON*
 P - POLYESTER*

*AVAILABLE ONLY WITH FLEXSTRIP JUMPER.
 NOMEX,TEFLON,AND KAPTON ARE TRADEMARKS OF DuPONT.

TERMINATION STYLE

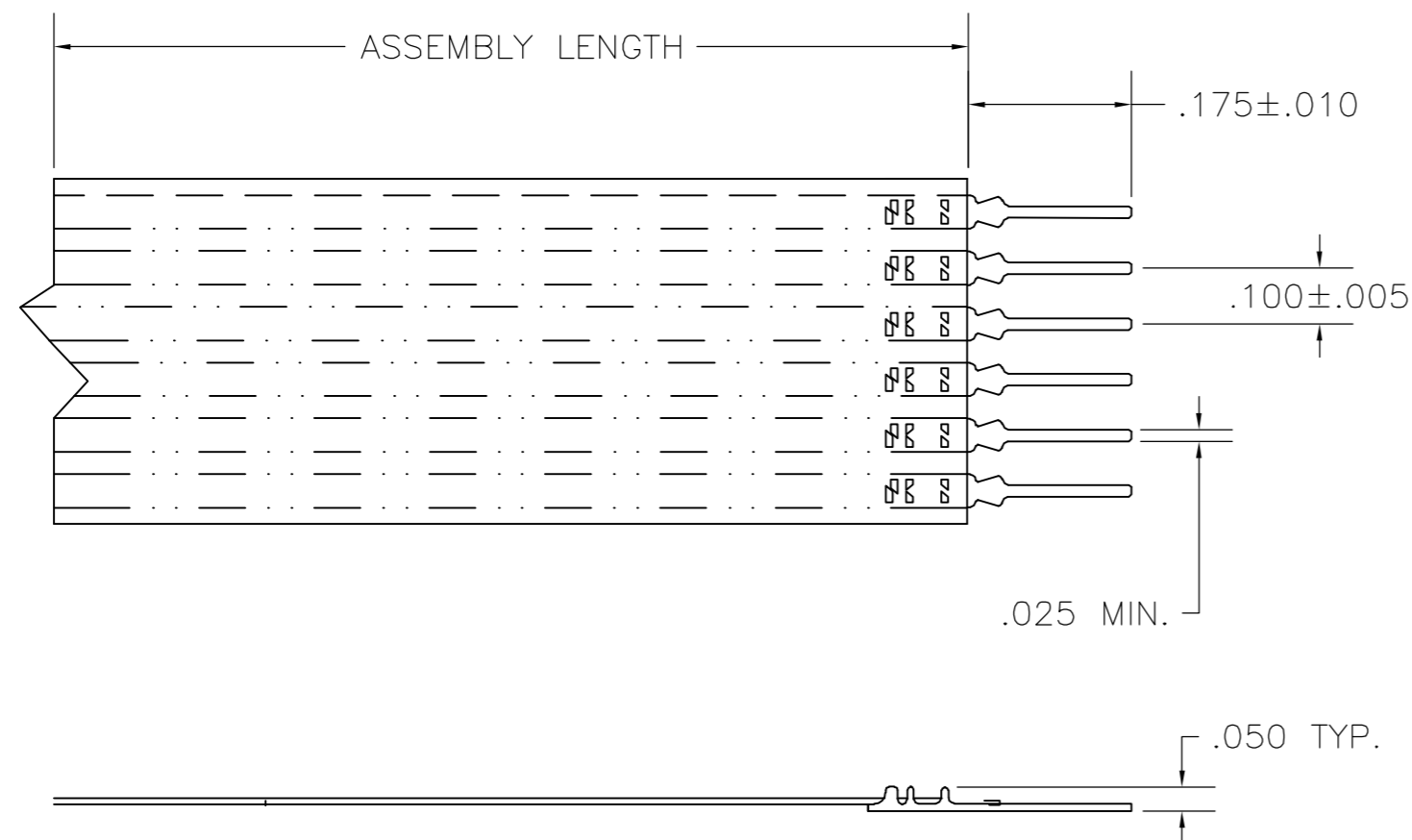
- A STRAIGHT FLEXSTRIP PIN
- B RIGHT ANGLE FLEX STRIP PIN
- C RIGHT ANGLE STAGGERED FLEXSTRIP PIN
- D STRAIGHT STAGGERED FLEXSTRIP PIN
- E FLEXPAC SOLDER PIN STRAIGHT
- E2 FLEXPAC SOLDER PIN RIGHT ANGLE UP
- E3 FLEX PAC SOLDER PIN RIGHT ANGLE DOWN
- F SINGLE ROW SOCKET TIN PLATED
- F1 SINGLE ROW SOCKET POLARIZED UP TIN PLATED
- F2 SINGLE ROW RIGHT ANGLE SOCKET UP TIN PLATED
- F3 SINGLE ROW RIGHT ANGLE SOCKET DOWN TIN PLATED
- F4 SINGLE ROW RIGHT ANGLE SOCKET POLARIZED UP TIN PLATED
- F5 SINGLE ROW RIGHT ANGLE SOCKET POLARIZED DOWN TIN PLATED
- F6 SINGLE ROW SOCKET POLARIZED DOWN TIN PLATED
- G DOUBLE ROW SOCKET TIN PLATED
- G1 DOUBLE ROW SOCKET POLARIZED UP TIN PLATED
- G2 DOUBLE ROW SOCKET POLARIZED DOWN TIN PLATED
- H SINGLE ROW SOCKET GOLD PLATED
- H1 SINGLE ROW SOCKET POLARIZED UP GOLD PLATED
- H2 SINGLE ROW RIGHT ANGLE SOCKET UP GOLD PLATED
- H3 SINGLE ROW RIGHT ANGLE SOCKET DOWN GOLD PLATED
- H4 SINGLE ROW RIGHT ANGLE SOCKET POLARIZED UP GOLD PLATED
- H5 SINGLE ROW RIGHT ANGLE SOCKET POLARIZED DOWN GOLD PLATED
- H6 SINGLE ROW SOCKET POLARIZED DOWN GOLD PLATED
- I DOUBLE ROW SOCKET GOLD PLATED
- I2 DOUBLE ROW SOCKET POLARIZED UP GOLD PLATED
- I3 DOUBLE ROW SOCKET POLARIZED DOWN GOLD PLATED
- J SINGLE ROW MALE TIN PLATED
- L SINGLE ROW MALE GOLD PLATED

1. PRODUCT AND PROCESSING MUST MEET REQUIREMENTS OF TYCO ELECTRONICS STANDARD 230-702.

THIS DRAWING IS A CONTROLLED DOCUMENT.		DWN E.C. CLAYBAUGH 18/JAN/02	Tyco Electronics Corporation Harrisburg, PA 17105-3608	
DIMENSIONS: INCHES		CHK F.MCCORKEL 05/JUN/02	NAME FLEXPAC, GENERIC DRAWING	
		APVD F.D. McCORKEL 12/MAR/03	APPLICATION SPEC	
TOLERANCES UNLESS OTHERWISE SPECIFIED:		PRODUCT SPEC		
0 PLC ± -		SIZE		
1 PLC ± -		CAGE CODE		
2 PLC ± -		DRAWING NO		
3 PLC ± -		RESTRICTED TO		
4 PLC ± -		WEIGHT		
ANGLES ± -		A2 00779 C=1474505		
FINISH		SCALE N.T.S. SHEET 1 of 7 REV D		
MATERIAL		CUSTOMER DRAWING		

THIS DRAWING IS UNPUBLISHED. RELEASED FOR PUBLICATION
 © COPYRIGHT BY TYCO ELECTRONICS CORPORATION. ALL RIGHTS RESERVED.

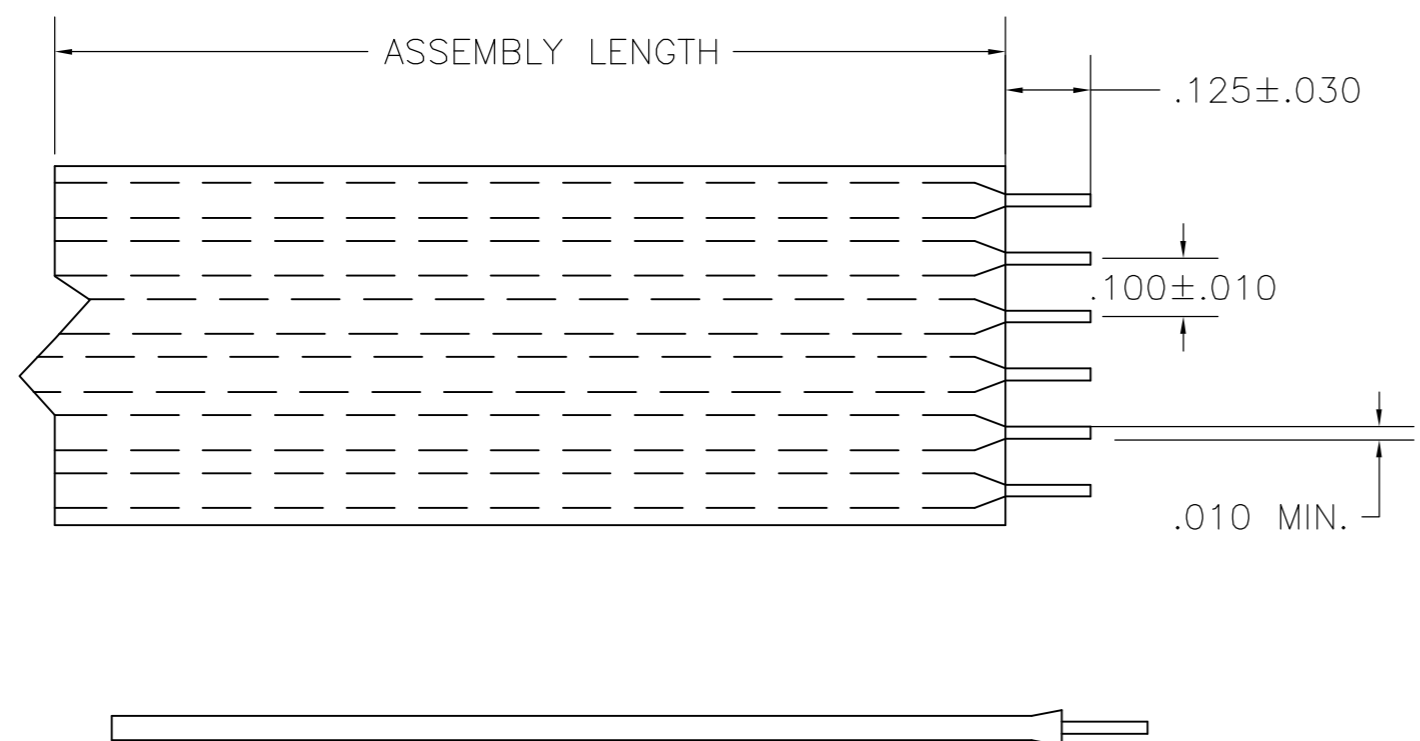
LOC	DIST	REVISIONS			
P	LTR	DESCRIPTION	DATE	DWN	APVD
GP	00	SEE SHEET 1	-	-	-



FLEXPAC CABLE SPECIFICATIONS
 CONDUCTOR SIZE [ROLLED OFC]: .076mm[.003]X 1.57mm[.062]
 PITCH: 2.54mm [.100]
 MATERIAL: BARE COPPER PER QQ-C-502
 CABLE DIMENSIONS: .356mm[.014] THICK [NOMINAL]
 INSULATION: POLYESTER
 UL STYLE NUMBER: 2639
 VOLTAGE RATING: 300 VOLT
 TEMPERATURE RATING: 105°C
 CURRENT RATING: 3 AMPS
 CAPACITANCE: 12.6 Pf/ft
 RESISTANCE: 43 OHMS/1000 ft
 IMPEDANCE: 110Ω

FLEXPAC SOLDER PIN SPECIFICATIONS
 CONTACT MATERIAL: PHOSPHOR BRONZE
 CONTACT PLATING: MATTE TIN
 CURRENT RATING: 3 AMPS
 CONDUCTOR OR CIRCUIT SIZE: .076mm [.003]/.127mm[.005] THICK
 x 1.499mm[.059]/1.65mm [.065] WIDE

NOTE: APPLIES TO FLEXPAC & FLEXSTRIP
 ASSEMBLY LENGTH TO BE END OF INSULATION TO END OF INSULATION OR
 MATING FACE OF CONNECTOR,
 OR MATING FACE TO MATING FACE.



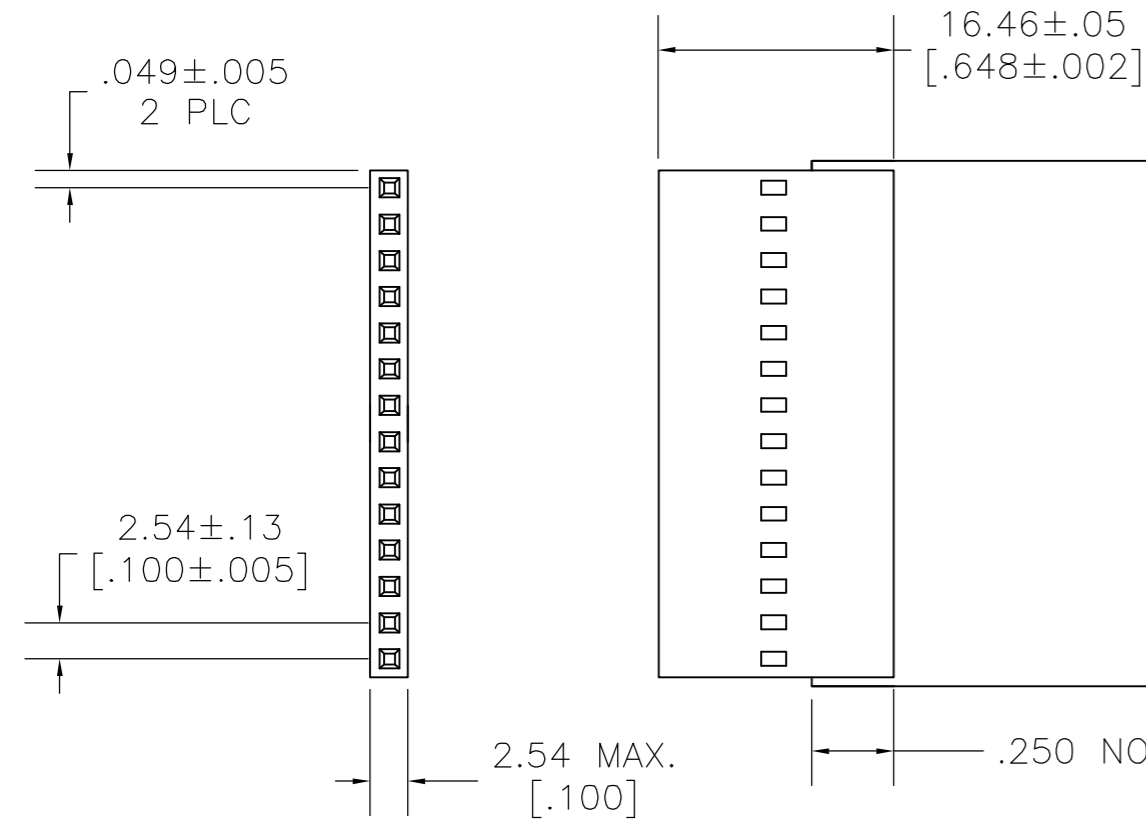
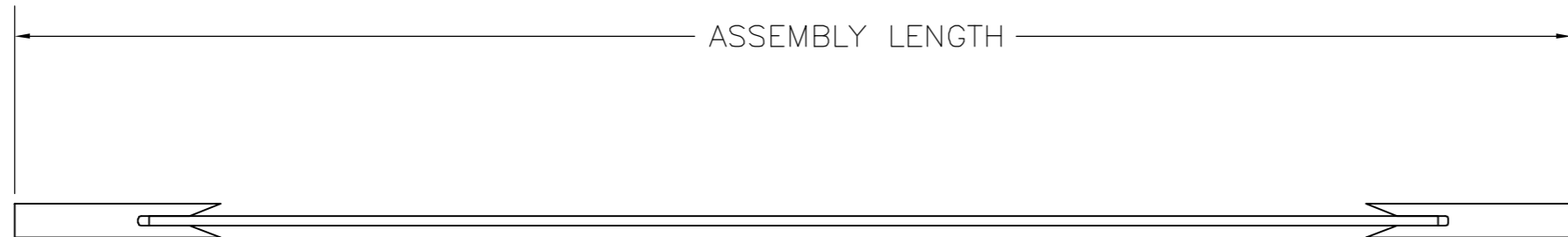
FLEXSTRIP JUMPER SPECIFICATIONS
 CONDUCTOR: BARE COPPER, TIN PLATED
 VOLTAGE RATING: 300 VAC
 TEMPERATURE RATING: 105°C POLYESTER/125°C NOMEX
 150°C KAPTON & TEFLON
 CURRENT RATING: 3 AMPS
 RESISTANCE: 65 OHMS/1000 ft
 EQUIVALENT WIRE GAUGE: 24 AWG

1. PRODUCT AND PROCESSING MUST MEET REQUIREMENTS OF
 TYCO ELECTRONICS STANDARD 230-702.

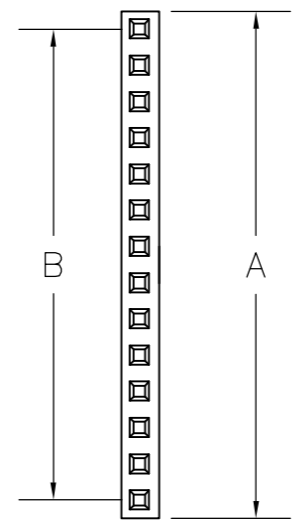
THIS DRAWING IS A CONTROLLED DOCUMENT.		DWN E.C. CLAYBAUGH 18/JAN/02	tyco Tyco Electronics Corporation	
DIMENSIONS: INCHES		CHK F.MCCORKEL 05/JUN/02	Harrisburg, PA 17105-3608	
TOLERANCES UNLESS OTHERWISE SPECIFIED:		APVD F.D. McCORKEL 12/MAR/03	NAME FLEXPAC, GENERIC DRAWING	
0 PLC ± - 1 PLC ± - 2 PLC ± - 3 PLC ± - 4 PLC ± - ANGLES ± - FINISH		PRODUCT SPEC APPLICATION SPEC	SIZE A2	RESTRICTED TO -
MATERIAL -		WEIGHT -	CAGE CODE 00779	DRAWING NO 1474505
		CUSTOMER DRAWING	SCALE N.T.S.	SHEET 2 of 7

THIS DRAWING IS UNPUBLISHED. RELEASED FOR PUBLICATION
 © COPYRIGHT BY TYCO ELECTRONICS CORPORATION. ALL RIGHTS RESERVED.

LOC	DIST	REVISIONS					
GP	00	P	LTR	DESCRIPTION	DATE	DWN	APVD
		-		SEE SHEET 1	-	-	-



FLEXSTRIP JUMPER
 FLEXPAC HIGH FLEX CABLE

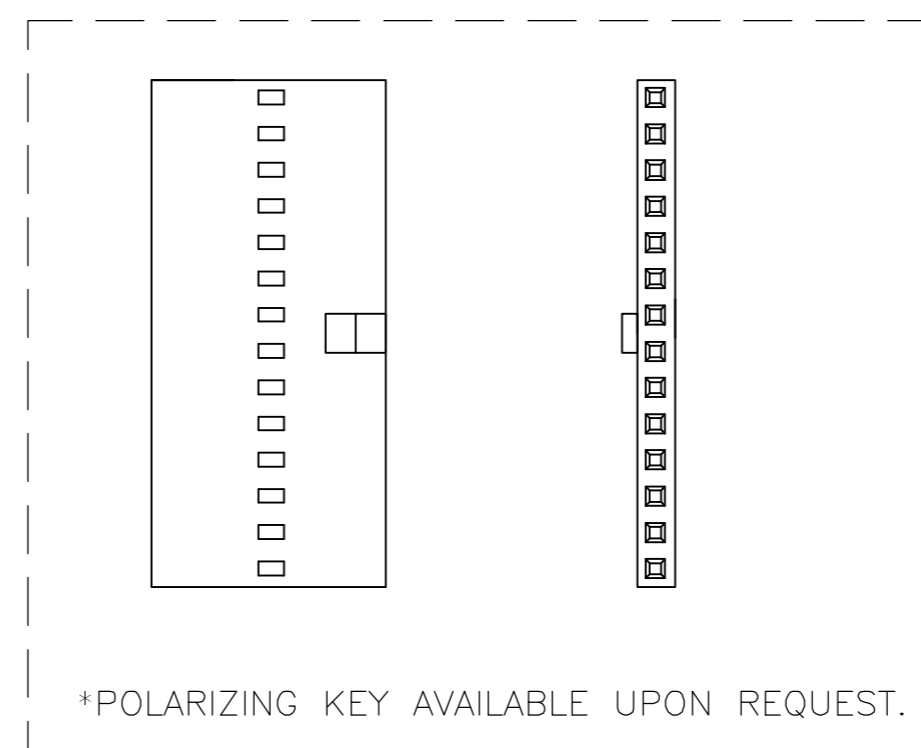


POSN	DIMENSIONS	
	"A"	"B"
2	5.08 [.200]	2.54 [.100]
3	7.62 [.300]	5.08 [.200]
4	10.16 [.400]	7.62 [.300]
5	12.70 [.500]	10.16 [.400]
6	15.24 [.600]	12.70 [.500]
7	17.78 [.700]	15.24 [.600]
8	20.32 [.800]	17.78 [.700]
9	22.86 [.900]	20.32 [.800]
10	25.40 [1.000]	22.86 [.900]
11	27.94 [1.100]	25.40 [1.000]
12	30.48 [1.200]	27.94 [1.100]
13	33.02 [1.300]	30.48 [1.200]
14	35.56 [1.400]	33.02 [1.300]
15	38.10 [1.500]	35.56 [1.400]
16	40.64 [1.600]	38.10 [1.500]
17	43.18 [1.700]	40.64 [1.600]
18	45.72 [1.800]	43.18 [1.700]
19	48.26 [1.900]	45.72 [1.800]
20	50.80 [2.000]	48.26 [1.900]
21	53.34 [2.100]	50.80 [2.000]
22	55.88 [2.200]	53.34 [2.100]
23	58.42 [2.300]	55.88 [2.200]
24	60.96 [2.400]	58.42 [2.300]
25	63.50 [2.500]	60.96 [2.400]
26	66.04 [2.600]	63.50 [2.500]
27	68.58 [2.700]	66.04 [2.600]
28	71.12 [2.800]	68.58 [2.700]
29	73.66 [2.900]	71.12 [2.800]
30	76.20 [3.000]	73.66 [2.900]
31	78.74 [3.100]	76.20 [3.000]
32	81.28 [3.200]	78.74 [3.100]

ASSEMBLY LENGTH TOLERANCE	
23" AND BELOW	±.10"
24"-60"	±.25"
OVER 60"	±.50"

FLEXPAC FEMALE SOCKET SPECIFICATIONS
 STR., SINGLE ROW, .100" CENTER SPACING

CONTACT MATERIAL	COPPER ALLOY CDA 725
CONTACT (GOLD) PLATING	.000050" THICK GOLD OVER NICKEL IN CONTACT ENGAGEMENT AREA
CONTACT (TIN) PLATING	.000100-.000200 MATTE TIN OVER .000050 MIN. NICKEL
CURRENT RATING	3 AMPS
HOUSING	SINGLE ROW: UP TO 32 CONTACTS GLASS FILLED POLYESTER 94V-0 RATED
POLARIZING PIN	PART NO. 609-0000 INSERTION DEPTH 6.35mm [.250] TO 7.37mm [.290]
INSERTION FORCE	5.14 OZ. PER CONTACT
WITHDRAWAL FORCE	4.30 OZ. PER CONTACT
INSERTION DEPTH	MIN .20 - MAX .35 INCHES



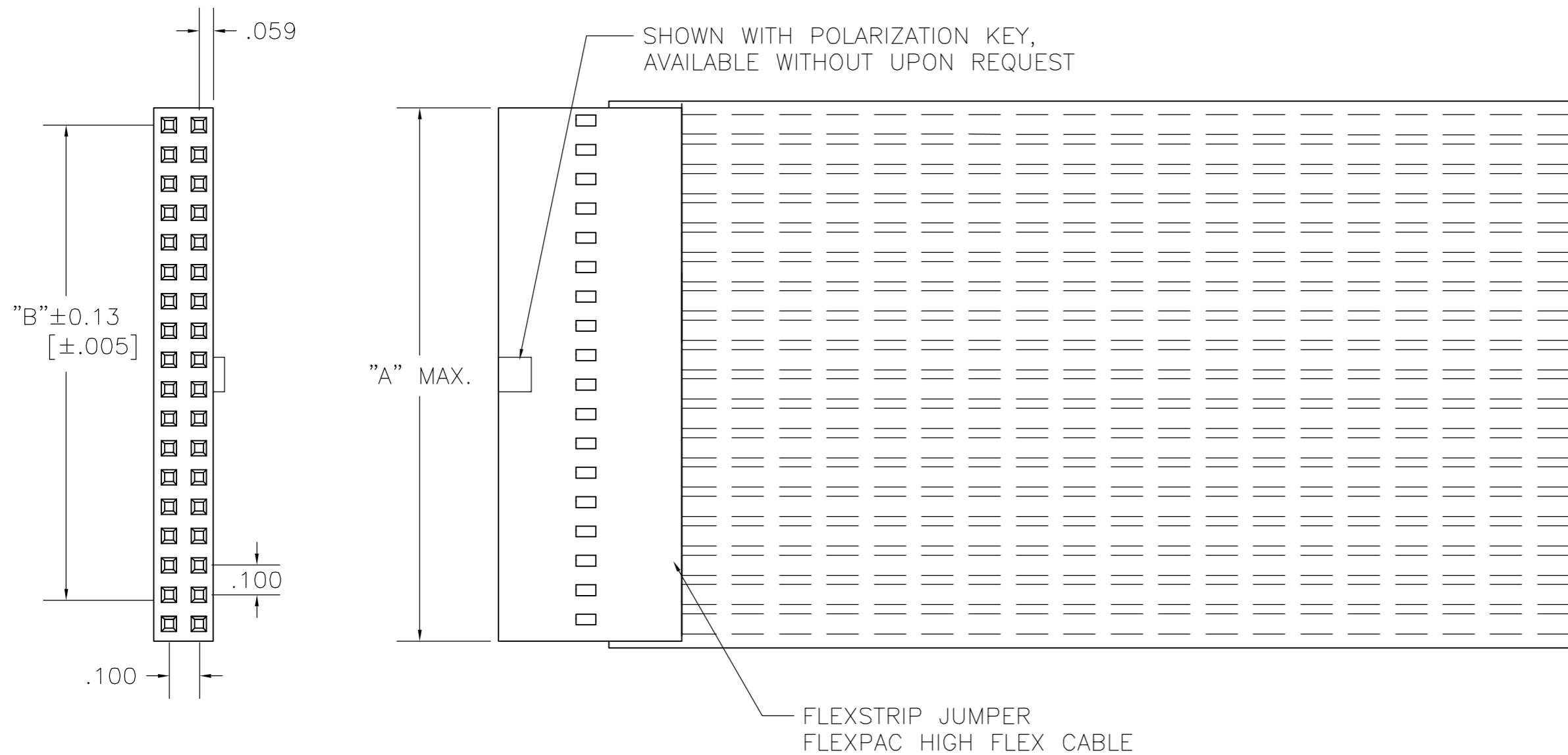
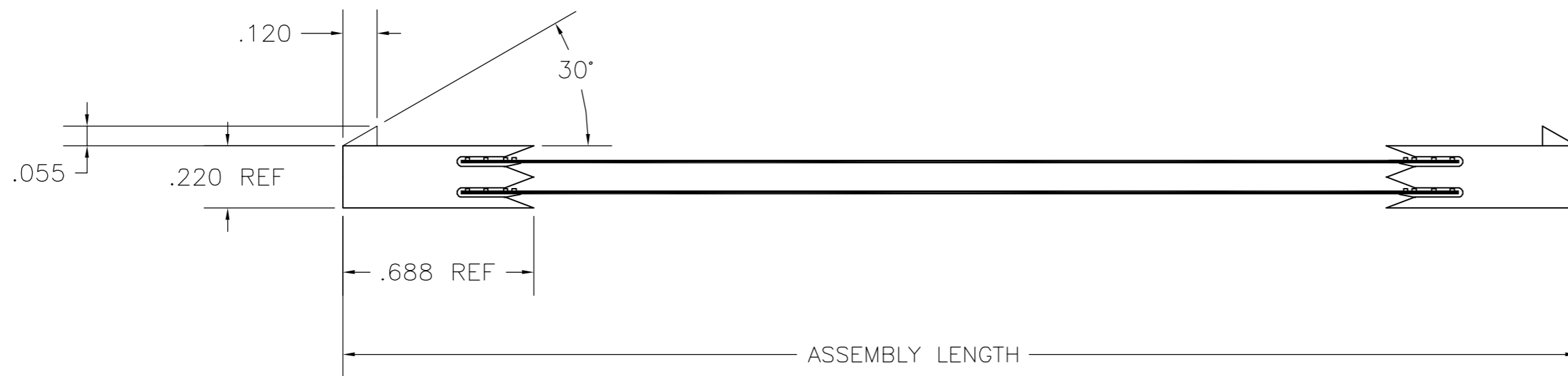
- ASSEMBLY LENGTH TO BE, END OF INSULATION TO END OF INSULATION OR MATING FACE OF CONNECTOR, OR MATING FACE TO MATING FACE.
- PRODUCT AND PROCESSING MUST MEET REQUIREMENTS OF TYCO ELECTRONICS STANDARD 230-702.

THIS DRAWING IS A CONTROLLED DOCUMENT.		DWN E.C. CLAYBAUGH 18/JAN/02	Tyco Electronics Corporation Harrisburg, PA 17105-3608	
DIMENSIONS: INCHES		CHK F.MCCORKEL 05/JUN/02	NAME FLEXPAC, GENERIC DRAWING	
TOLERANCES UNLESS OTHERWISE SPECIFIED:		APVD F.D. McCORKEL 12/MAR/03	DRAWING NO A2 00779 C=1474505	
0 PLC ± - 1 PLC ± - 2 PLC ± - 3 PLC ± - 4 PLC ± - ANGLES ± - FINISH -		PRODUCT SPEC -	RESTRICTED TO -	
MATERIAL		APPLICATION SPEC -	SCALE N.T.S.	SHEET 3 OF 7
CUSTOMER DRAWING		WEIGHT -	REV D	

1474505

THIS DRAWING IS UNPUBLISHED. RELEASED FOR PUBLICATION
 © COPYRIGHT BY TYCO ELECTRONICS CORPORATION. ALL RIGHTS RESERVED.

LOC	DIST	REVISIONS					
GP	00	P	LTR	DESCRIPTION	DATE	DWN	APVD
		-	-	SEE SHEET 1	-	-	-



POSN	DIMENSIONS	
	"A"	"B"
4	5.08 [.200]	2.54 [.100]
6	7.62 [.300]	5.08 [.200]
8	10.16 [.400]	7.62 [.300]
10	12.70 [.500]	10.16 [.400]
12	15.24 [.600]	12.70 [.500]
14	17.78 [.700]	15.24 [.600]
16	20.32 [.800]	17.78 [.700]
18	22.86 [.900]	20.32 [.800]
20	25.04 [1.000]	22.86 [.900]
22	27.94 [1.100]	25.40 [1.00]
24	30.48 [1.200]	27.94 [1.100]
26	33.02 [1.300]	30.48 [1.200]
28	35.56 [1.400]	33.02 [1.300]
30	38.10 [1.500]	35.56 [1.400]
32	40.64 [1.600]	38.10 [1.500]
34	43.18 [1.700]	40.64 [1.600]
36	45.72 [1.800]	43.18 [1.700]
38	48.26 [1.900]	45.72 [1.800]
40	50.80 [2.000]	48.26 [1.900]
42	53.34 [2.100]	50.80 [2.000]
44	55.88 [2.200]	53.34 [2.100]
46	58.42 [2.300]	55.88 [2.200]
48	60.96 [2.400]	58.42 [2.300]
50	63.50 [2.500]	60.96 [2.400]
52	66.04 [2.600]	63.50 [2.500]
54	68.58 [2.700]	66.04 [2.600]
56	73.66 [2.800]	68.58 [2.700]
58	73.66 [2.900]	71.12 [2.800]
60	76.20 [3.000]	73.66 [2.900]
62	78.74 [3.100]	76.20 [3.000]
64	81.28 [3.200]	78.34 [3.100]

ASSEMBLY LENGTH TOLERANCE
 23" AND BELOW ±.10"
 24"-60" ±.25"
 OVER 60" ±.50"

FLEXPAC FEMALE SOCKET SPECIFICATIONS
 STR., 2 ROW, .100" CENTER SPACING

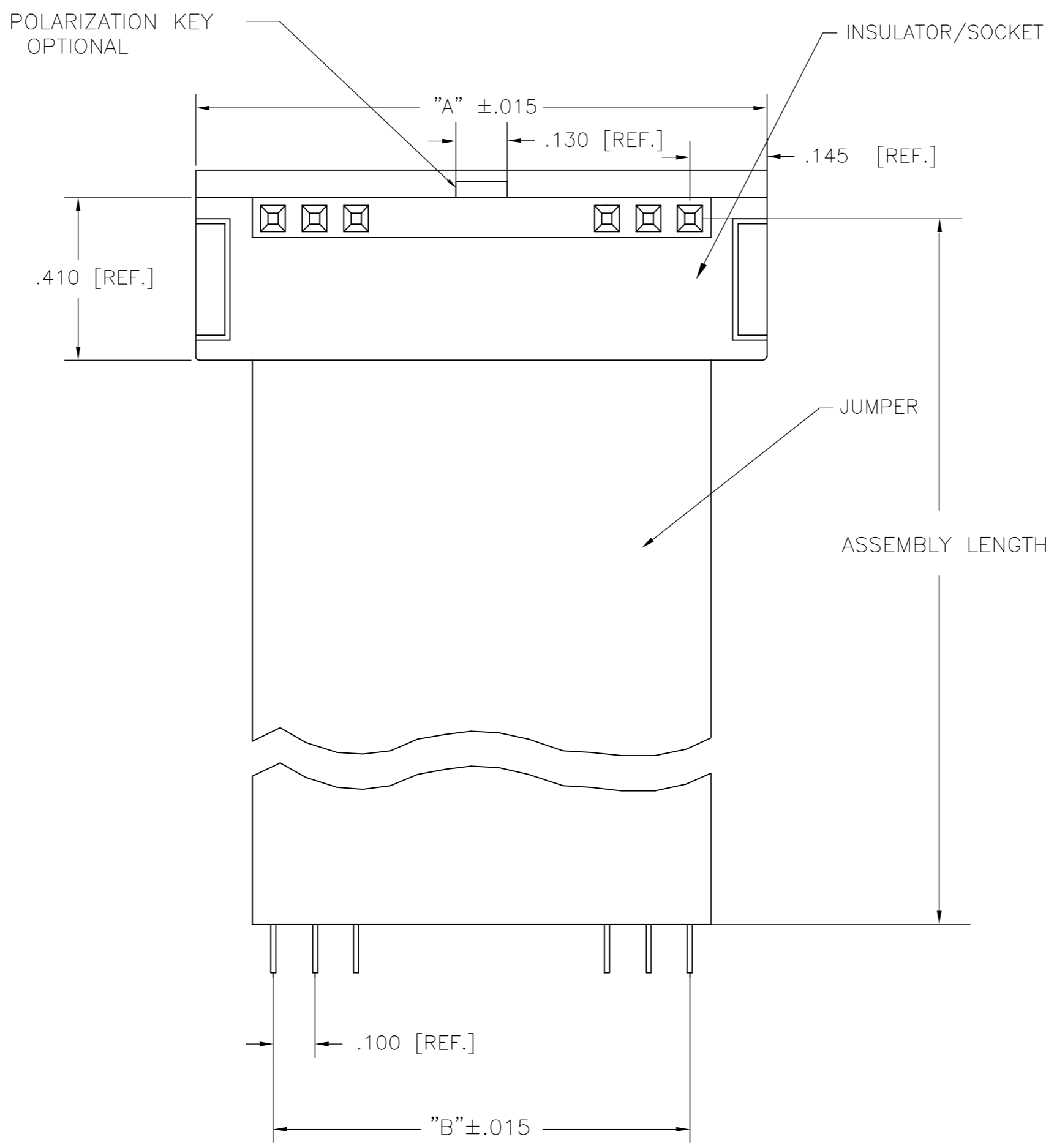
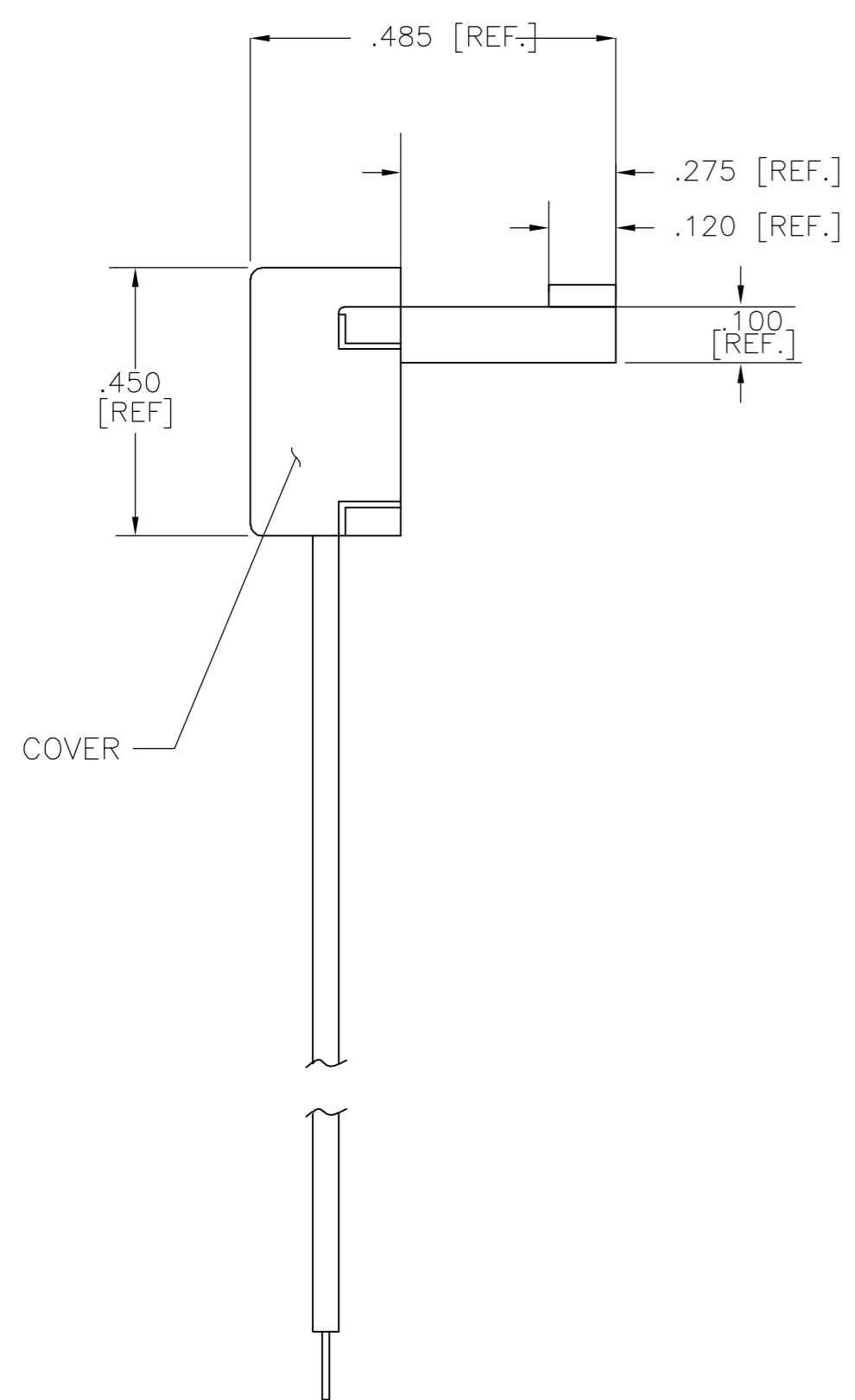
CONTACT MATERIAL	COPPER ALLOY CDA 725
CONTACT (GOLD) PLATING	.000050" THICK GOLD OVER NICKEL IN CONTACT ENGAGEMENT AREA
CONTACT (TIN) PLATING	.000100-.000200 MATTE TIN OVER .000050 MIN. NICKEL
CURRENT RATING	3 AMPS
HOUSING	DOUBLE ROW: UP TO 64 CONTACTS GLASS FILLED POLYESTER 94V-0 RATED
POLARIZING PIN	PART NO. 609-0000 INSERTION DEPTH 6.35mm [.250] TO 7.37mm [.290]
INSERTION FORCE	5.14 OZ. PER CONTACT
WITHDRAWAL FORCE	4.30 OZ. PER CONTACT
INSERTION DEPTH	MIN .20 - MAX .35 INCHES

- ASSEMBLY LENGTH TO BE, END OF INSULATION TO END OF INSULATION OR MATING FACE OF CONNECTOR, OR MATING FACE TO MATING FACE.
- PRODUCT AND PROCESSING MUST MEET REQUIREMENTS OF TYCO ELECTRONICS STANDARD 230-702.

THIS DRAWING IS A CONTROLLED DOCUMENT.		DWN 18/JAN/02 E.C. CLAYBAUGH	tyco Tyco Electronics Corporation	
DIMENSIONS: INCHES		CHK 05/JUN/02 F. MCCORKEL	Harrisburg, PA 17105-3608	
TOLERANCES UNLESS OTHERWISE SPECIFIED:		APVD 12/MAR/03 F.D. MCCORKEL	NAME FLEXPAC, GENERIC DRAWING	
0 PLC ± - 1 PLC ± - 2 PLC ± - 3 PLC ± - 4 PLC ± - ANGLES ± - FINISH		PRODUCT SPEC - APPLICATION SPEC -	SIZE A2	CAGE CODE 00779
MATERIAL -		WEIGHT -	DRAWING NO. C=1474505	RESTRICTED TO -
		CUSTOMER DRAWING	SCALE N.T.S.	SHEET 4 OF 7 REV D

THIS DRAWING IS UNPUBLISHED. RELEASED FOR PUBLICATION
 © COPYRIGHT BY TYCO ELECTRONICS CORPORATION. ALL RIGHTS RESERVED.

LOC	DIST	REVISIONS					
GP	00	P	LTR	DESCRIPTION	DATE	DWN	APVD
		-	-	SEE SHEET 1	-	-	-



POSN	DIMENSIONS	
	"A"	"B"
2	9.1 [.390]	2.54 [.100]
3	12.45 [.490]	5.08 [.200]
4	14.99 [.590]	7.62 [3.00]
5	17.53 [.690]	10.16 [.400]
6	20.07 [.790]	12.70 [.500]
7	22.61 [.890]	15.24 [.600]
8	25.15 [.990]	17.78 [.700]
9	27.69 [1.090]	20.32 [.800]
10	30.23 [1.190]	22.86 [.900]
11	32.77 [1.290]	25.40 [1.00]
12	35.31 [1.390]	27.94 [1.100]
13	37.85 [1.490]	30.48 [1.200]
14	40.39 [1.590]	33.02 [1.300]
15	42.91 [1.690]	35.56 [1.400]
16	45.47 [1.790]	38.10 [1.500]
17	48.01 [1.890]	40.64 [1.600]
18	50.55 [1.990]	43.18 [1.700]
19	53.09 [2.090]	45.72 [1.800]
20	55.63 [2.190]	48.26 [1.900]
21	58.17 [2.290]	50.80 [2.000]
22	60.71 [2.390]	53.34 [2.100]
23	63.25 [2.490]	55.88 [2.200]
24	65.79 [2.590]	58.42 [2.300]
25	68.33 [2.690]	60.96 [2.400]
26	70.87 [2.790]	63.50 [2.500]
27	73.41 [2.890]	66.04 [2.600]
28	75.95 [2.990]	68.58 [2.700]
29	78.49 [3.090]	71.12 [2.800]
30	81.03 [3.190]	73.66 [2.900]
31	83.57 [3.290]	76.20 [3.000]
32	86.11 [3.390]	78.34 [3.100]

FLEXPAC FEMALE SOCKET SPECIFICATIONS

CONTACT MATERIAL	COPPER ALLOY CDA 725
CONTACT (GOLD) PLATING	.000050" THICK GOLD OVER NICKEL IN CONTACT ENGAGEMENT AREA
CONTACT (TIN) PLATING	.000100-.000200 MATTE TIN OVER .000050 MIN. NICKEL
CURRENT RATING	3 AMPS
HOUSING ¹	SINGLE ROW: UP TO 32 CONTACTS GLASS FILLED POLYESTER 94V-0 RATED
POLARIZING PIN	PART NO. 609-0000 INSERTION DEPTH 6.35mm [.250] TO 7.37mm [.290]
INSERTION FORCE	5.14 OZ. PER CONTACT
WITHDRAWAL FORCE	4.30 OZ. PER CONTACT
INSERTION DEPTH	MIN .20 - MAX .35 INCHES

¹ REF: 1364838 [NON POLARIZED]
 1364839 [COVER]
 1364840 [POLARIZED]

2. PRODUCT AND PROCESSING MUST MEET REQUIREMENTS OF TYCO ELECTRONICS STANDARD 230-702.

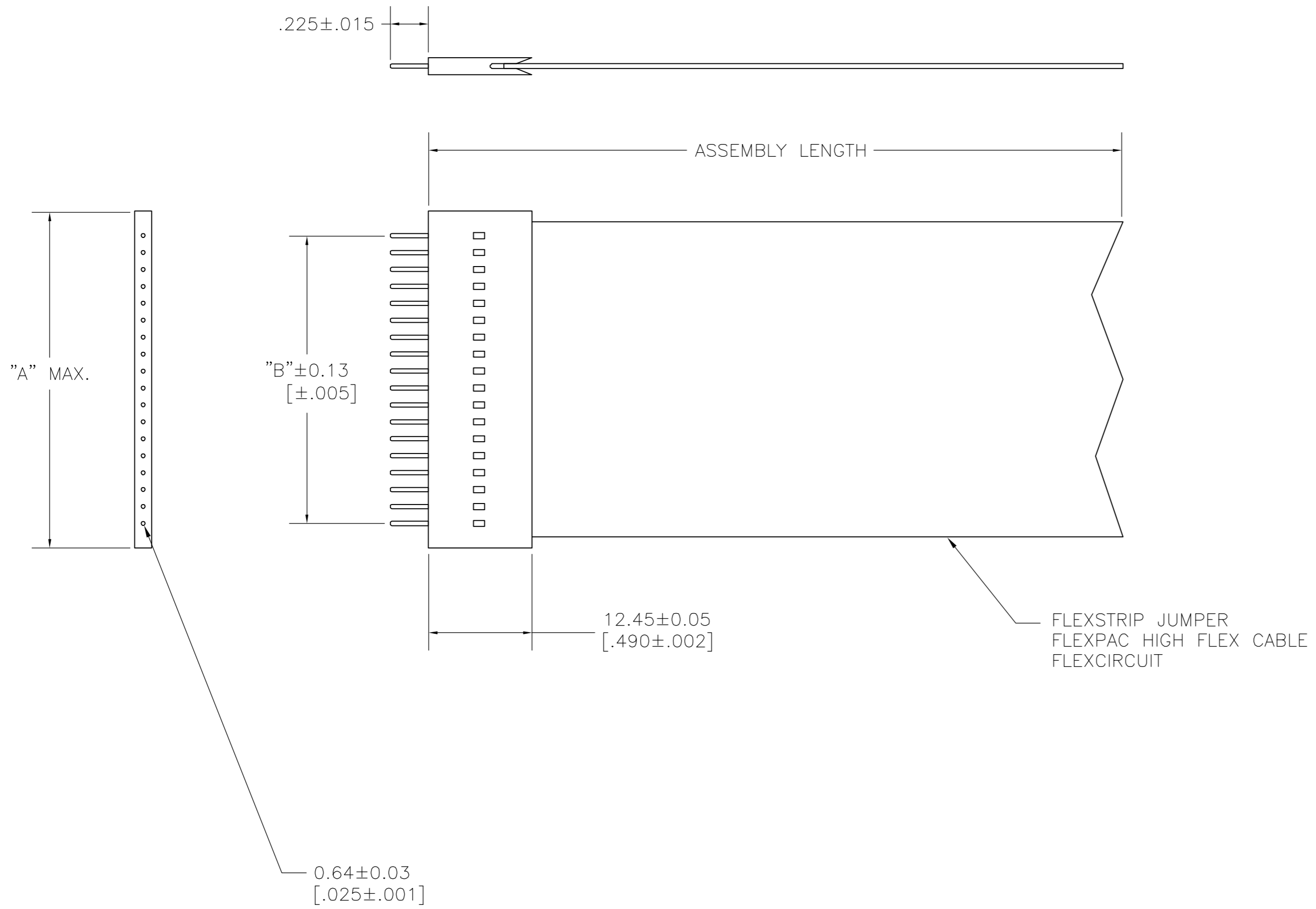
UNLESS OTHERWISE SPECIFIED, THE RIGHT ANGLE SOCKET FACES DOWN IN AN ASSEMBLY.

ASSEMBLY LENGTH TOLERANCE
 23" AND BELOW ±.10"
 24"-60" ±.25"
 OVER 60" ±.50"

THIS DRAWING IS A CONTROLLED DOCUMENT.		DWN 18/JAN/02 E.C. CLAYBAUGH	tyco Tyco Electronics Corporation Harrisburg, PA 17105-3608	
DIMENSIONS: INCHES		CHK 05/JUN/02 F.MCCORKEL	NAME FLEXPAC, GENERIC DRAWING	
TOLERANCES UNLESS OTHERWISE SPECIFIED:		APVD 12/MAR/03 F.D. MCCORKEL	PRODUCT SPEC	
0 PLC ± -		APPLICATION SPEC		
1 PLC ± -		WEIGHT -		
2 PLC ± -		SIZE A2 CAGE CODE 00779 DRAWING NO C=1474505		
3 PLC ± -		RESTRICTED TO		
4 PLC ± -		SCALE N.T.S. SHEET 5 OF 7 REV D		
ANGLES ± -		CUSTOMER DRAWING		
FINISH				

THIS DRAWING IS UNPUBLISHED. RELEASED FOR PUBLICATION
 © COPYRIGHT BY TYCO ELECTRONICS CORPORATION. ALL RIGHTS RESERVED.

LOC	DIST	REVISIONS					
GP	00	P	LTR	DESCRIPTION	DATE	DWN	APVD
		-		SEE SHEET 1	-	-	-



POSN	DIMENSIONS	
	"A"	"B"
2	9.1 [.390]	2.54 [.100]
3	12.45 [.490]	5.08 [.200]
4	14.99 [.590]	7.62 [3.00]
5	17.53 [.690]	10.16 [.400]
6	20.07 [.790]	12.70 [.500]
7	22.61 [.890]	15.24 [.600]
8	25.15 [.990]	17.78 [.700]
9	27.69 [1.090]	20.32 [.800]
10	30.23 [1.190]	22.86 [.900]
11	32.77 [1.290]	25.40 [1.00]
12	35.31 [1.390]	27.94 [1.100]
13	37.85 [1.490]	30.48 [1.200]
14	40.39 [1.590]	33.02 [1.300]
15	42.91 [1.690]	35.56 [1.400]
16	45.47 [1.790]	38.10 [1.500]
17	48.01 [1.890]	40.64 [1.600]
18	50.55 [1.990]	43.18 [1.700]
19	53.09 [2.090]	45.72 [1.800]
20	55.63 [2.190]	48.26 [1.900]
21	58.17 [2.290]	50.80 [2.000]
22	60.71 [2.390]	53.34 [2.100]
23	63.25 [2.490]	55.88 [2.200]
24	65.79 [2.590]	58.42 [2.300]
25	68.33 [2.690]	60.96 [2.400]
26	70.87 [2.790]	63.50 [2.500]
27	73.41 [2.890]	66.04 [2.600]
28	75.95 [2.990]	68.58 [2.700]
29	78.49 [3.090]	71.12 [2.800]
30	81.03 [3.190]	73.66 [2.900]
31	83.57 [3.290]	76.20 [3.000]
32	86.11 [3.390]	78.74 [3.100]

ASSEMBLY LENGTH TOLERANCE
 23" AND BELOW ±.10"
 24"-60" ±.25"
 OVER 60" ±.50"

FLEXPAC MALE CONNECTOR SPECIFICATIONS
 .100" CENTER SPACING

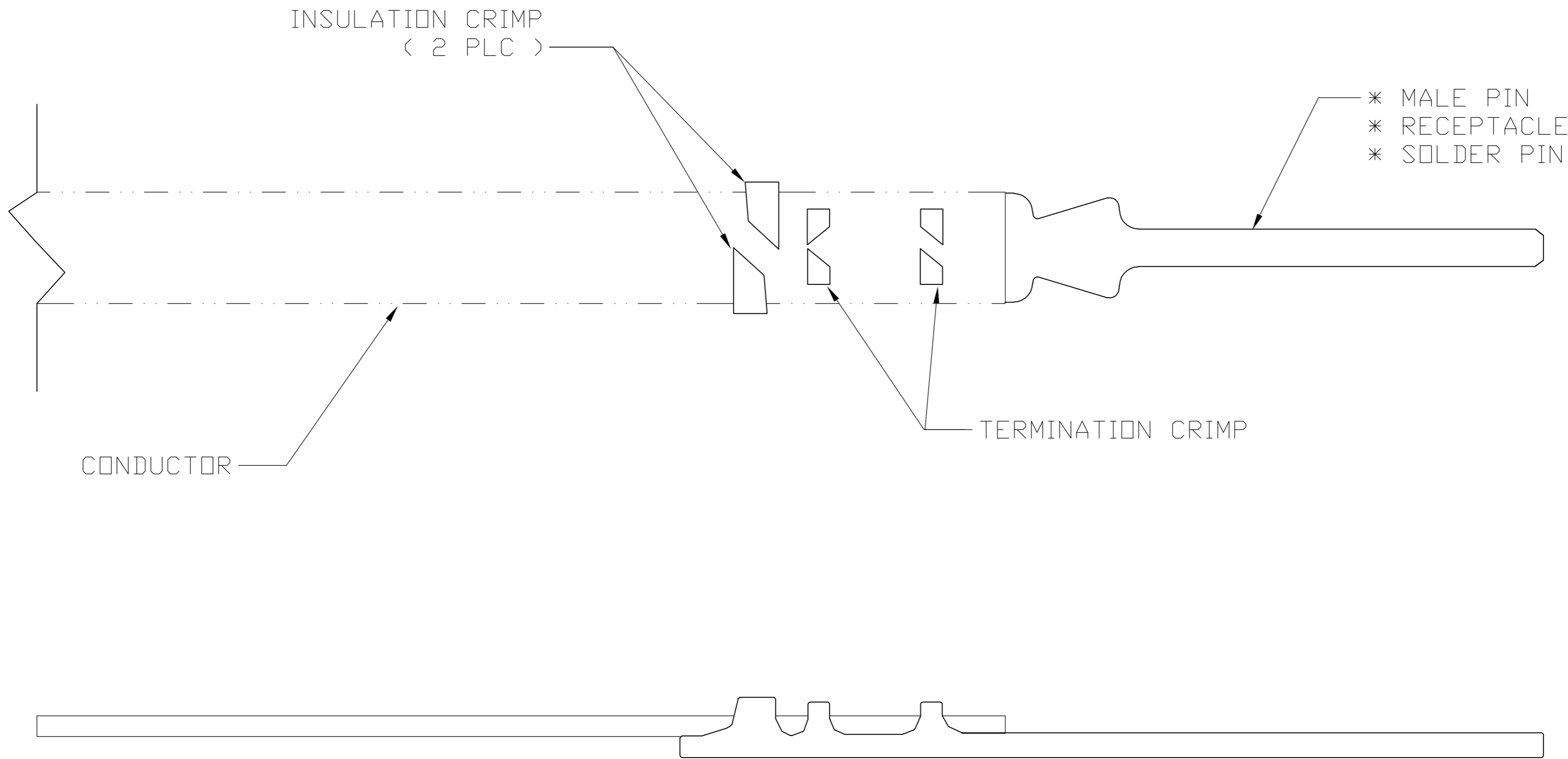
CONTACT MATERIAL	COPPER ALLOY CDA 725
CONTACT (GOLD) PLATING	.000050" THICK GOLD OVER NICKEL IN CONTACT ENGAGEMENT AREA
CONTACT (TIN) PLATING	.000100 - .00200 MATTE TIN OVER .00050 MIN. NICKEL
CURRENT RATING	3 AMPS
HOUSING	GLASS FILLED POLYESTER 94V-0 RATED SINGLE ROW: UP TO 32 CONTACTS

1. ASSEMBLY LENGTH TO BE, END OF INSULATION TO END OF INSULATION OR MATING FACE OF CONNECTOR, OR MATING FACE TO MATING FACE.
2. PRODUCT AND PROCESSING MUST MEET REQUIREMENTS OF TYCO ELECTRONICS STANDARD 230-702.

THIS DRAWING IS A CONTROLLED DOCUMENT.		DWN	18/JAN/02	E.C. CLAYBAUGH		 Tyco Electronics Corporation Harrisburg, PA 17105-3608
DIMENSIONS: INCHES		CHK	05/JUN/02	F.MCCORKEL		
TOLERANCES UNLESS OTHERWISE SPECIFIED:		APVD	12/MAR/03	F.D. McCORKEL		NAME
0 PLC ± -		PRODUCT SPEC		FLEXPAC, GENERIC DRAWING		SIZE
1 PLC ± -		APPLICATION SPEC		-		CAGE CODE
2 PLC ± -		-		-		DRAWING NO
3 PLC ± -		-		-		RESTRICTED TO
4 PLC ± -		-		-		SCALE
ANGLES ± -		WEIGHT		-		SHEET
FINISH		CUSTOMER DRAWING		-		REV
-		-		-		D

THIS DRAWING IS UNPUBLISHED. RELEASED FOR PUBLICATION
 © COPYRIGHT BY TYCO ELECTRONICS CORPORATION. ALL RIGHTS RESERVED.

LOC	DIST	REVISIONS					
GP	00	P	LTR	DESCRIPTION	DATE	DWN	APVD
		-	-	SEE SHEET 1	-	-	-



- NOTE:
 1. ALL TERMINATION CRIMP TINS SHALL MAKE CONTACT WITH THE CONDUCTOR.
 2. PRODUCT AND PROCESSING MUST MEET REQUIREMENTS OF TYCO ELECTRONICS STANDARD 230-702.

THIS DRAWING IS A CONTROLLED DOCUMENT.		DWN E.C. CLAYBAUGH 18/JAN/02	tyco Tyco Electronics Corporation																			
DIMENSIONS: INCHES		CHK F.MCCORKEL 05/JUN/02	Harrisburg, PA 17105-3608																			
TOLERANCES UNLESS OTHERWISE SPECIFIED:		APVD F.D. McCORKEL 12/MAR/03	NAME FLEXPAC, GENERIC DRAWING																			
<table border="1"> <tr><td>0 PLC</td><td>±</td><td>-</td></tr> <tr><td>1 PLC</td><td>±</td><td>-</td></tr> <tr><td>2 PLC</td><td>±</td><td>-</td></tr> <tr><td>3 PLC</td><td>±</td><td>-</td></tr> <tr><td>4 PLC</td><td>±</td><td>-</td></tr> <tr><td>ANGLES</td><td>±</td><td>-</td></tr> </table>		0 PLC	±	-	1 PLC	±	-	2 PLC	±	-	3 PLC	±	-	4 PLC	±	-	ANGLES	±	-	PRODUCT SPEC -	SIZE A2	CAGE CODE 00779
0 PLC	±	-																				
1 PLC	±	-																				
2 PLC	±	-																				
3 PLC	±	-																				
4 PLC	±	-																				
ANGLES	±	-																				
MATERIAL -		FINISH -	DRAWING NO C=1474505	RESTRICTED TO -																		
CUSTOMER DRAWING			SCALE N.T.S.	SHEET 7 of 7																		
			REV D																			

1474505