

- △1 LABEL INFORMATION:
- |                     |                     |
|---------------------|---------------------|
| XXX-XXXX-XX REV [ ] | ← CABLE P/N & REV   |
| XXX-XXXX-XX         | ← DRAWING P/N       |
| TE CONNECTIVITY     |                     |
| YYWW                | ← DATE CODE         |
| MADE IN _____       | ← COUNTRY OF ORIGIN |
- △2 MOLD TOOL TR02537 (DGN).
3. CABLE ASSEMBLY TO BE TESTED FOR OPENS AND SHORTS. HI POT @ 300 VDC.
- △4 7-1200608-8 MAY BE USED AS AN ALTERNATE FOR 2-1537065-1.
- △5 603323-1 MAY BE USED AS AN ALTERNATE FOR 9-1487215-2.
- △6 1758122-1 MAY BE USED AS AN ALTERNATE FOR 1653680-1.

1559060-4,-5,-6

(SEE SHEET 2 FOR -1,-2,-3,-8,-9)  
(SEE SHEET 3 FOR -7)

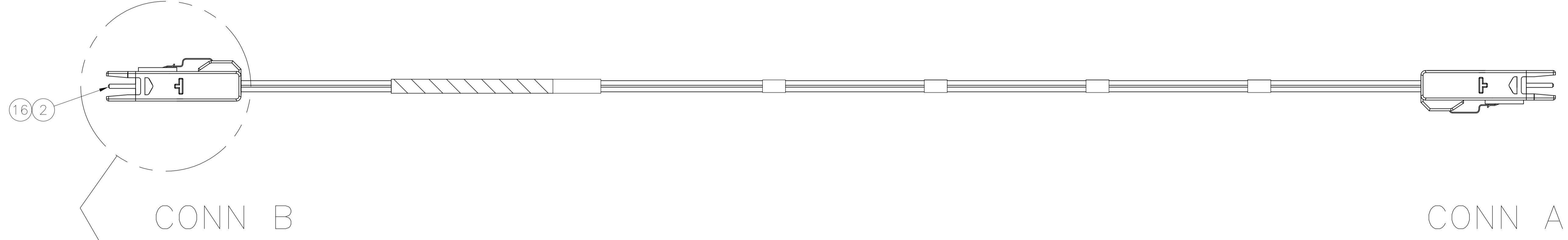
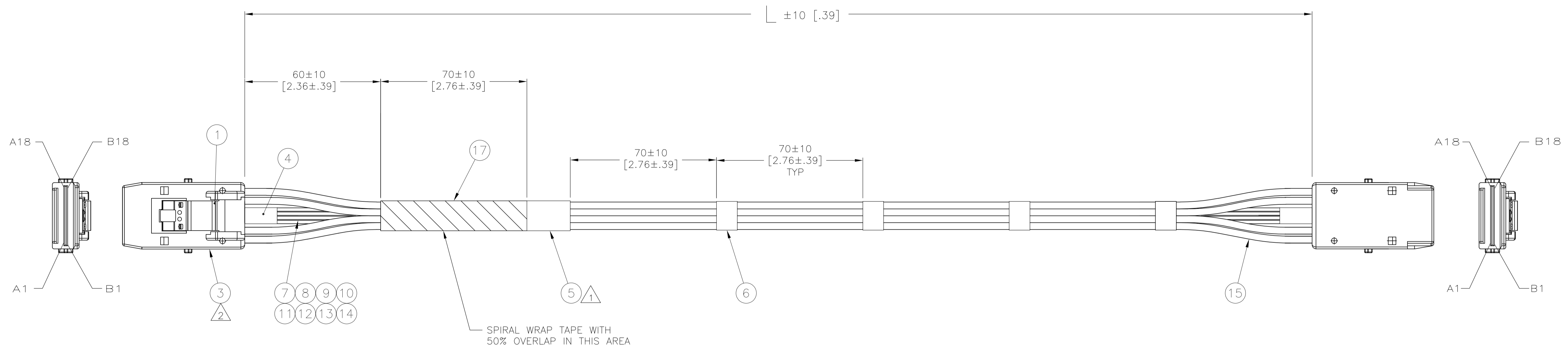
|                  |              |                |           |             |           |
|------------------|--------------|----------------|-----------|-------------|-----------|
| -                | 50           | 530-4119-01    | -         | 710 [27.95] | 1559060-9 |
| -                | 50           | 530-4118-01    | -         | 780 [30.71] | 1559060-8 |
| 386-4964-04      | 50           | 530-4077-01    | -         | 400 [15.75] | 1559060-7 |
| -                | 50           | 530-3896-03    | 40 [1.57] | 440 [17.32] | 1559060-6 |
| -                | 50           | 530-3895-04    | 50 [1.97] | 530 [20.87] | 1559060-5 |
| 386-4964-04      | 50           | 530-3894-04    | 65 [2.56] | 560 [22.05] | 1559060-4 |
| 386-4964-04      | 50           | 530-3893-05    | -         | 600 [23.62] | 1559060-3 |
| -                | 50           | 530-3892-05    | -         | 670 [26.38] | 1559060-2 |
| -                | 50           | 530-3891-05    | -         | 450 [17.72] | 1559060-1 |
| DRAWING PART NO. | CUSTOMER REV | CABLE PART NO. | X         | L           | PART NO   |

|       |       |       |       |      |      |      |      |      |     |                                    |         |
|-------|-------|-------|-------|------|------|------|------|------|-----|------------------------------------|---------|
| .6    | .6    | 1.2   | -     | -    | -    | .6   | .6   | .6   | FT  | TAPE                               | 17      |
| .003  | .003  | .003  | .003  | .003 | .003 | .003 | .003 | .003 | LB  | SOLDER                             | 16      |
| 19.68 | 21.52 | 11.52 | 11.52 | 14.7 | 15.5 | 16.5 | 18.4 | 12.6 | FT  | SAS Cable,30AWG*2C+AD COLOR:WHITE  | 15      |
| 2.46  | 2.69  | 1.44  | 1.44  | 1.84 | 1.94 | 2.07 | 2.30 | 1.57 | FT  | WIRE, UL1061, 30AWG, COLOR: VIOLET | 14      |
| 2.46  | 2.69  | 1.44  | 1.44  | 1.84 | 1.94 | 2.07 | 2.30 | 1.57 | FT  | WIRE, UL1061, 30AWG, COLOR: BLACK  | 13      |
| 2.46  | 2.69  | 1.44  | 1.44  | 1.84 | 1.94 | 2.07 | 2.30 | 1.57 | FT  | WIRE, UL1061, 30AWG, COLOR: WHITE  | 12      |
| 2.46  | 2.69  | 1.44  | 1.44  | 1.84 | 1.94 | 2.07 | 2.30 | 1.57 | FT  | WIRE, UL1061, 30AWG, COLOR: BLUE   | 11      |
| 2.46  | 2.69  | 1.44  | 1.44  | 1.84 | 1.94 | 2.07 | 2.30 | 1.57 | FT  | WIRE, UL1061, 30AWG, COLOR: GREEN  | 10      |
| 2.46  | 2.69  | 1.44  | 1.44  | 1.84 | 1.94 | 2.07 | 2.30 | 1.57 | FT  | WIRE, UL1061, 30AWG, COLOR: YELLOW | 9       |
| 2.46  | 2.69  | 1.44  | 1.44  | 1.84 | 1.94 | 2.07 | 2.30 | 1.57 | FT  | WIRE, UL1061, 30AWG, COLOR: ORANGE | 8       |
| 2.46  | 2.69  | 1.44  | 1.44  | 1.84 | 1.94 | 2.07 | 2.30 | 1.57 | FT  | WIRE, UL1061, 30AWG, COLOR: RED    | 7       |
| 7     | 8     | 2     | 6     | 7    | 7    | 6    | 7    | 4    | PC  | TAPE TIE                           | 6       |
| 1     | 1     | 1     | 1     | 1    | 1    | 1    | 1    | 1    | PC  | LABEL                              | 5       |
| △6    | △4    | △5    | .042  | .042 | .042 | .042 | .042 | .042 | PC  | TUBING,HEAT SHRINK,                | 4       |
|       |       |       | .015  | .015 | .015 | .015 | .015 | .015 | LB  | MOLDING COMPOUND                   | 3       |
|       | 2     | 2     | 2     | 2    | 2    | 2    | 2    | 2    | PC  | PCB,36 POSN,MINI-SAS               | 2       |
|       | 2     | 2     | 2     | 2    | 2    | 2    | 2    | 2    | PC  | CLIP,PLUG,MINI-SAS                 | 1       |
| -9    | -8    | -7    | -6    | -5   | -4   | -3   | -2   | -1   | U/M | DESCRIPTION                        | ITEM NO |

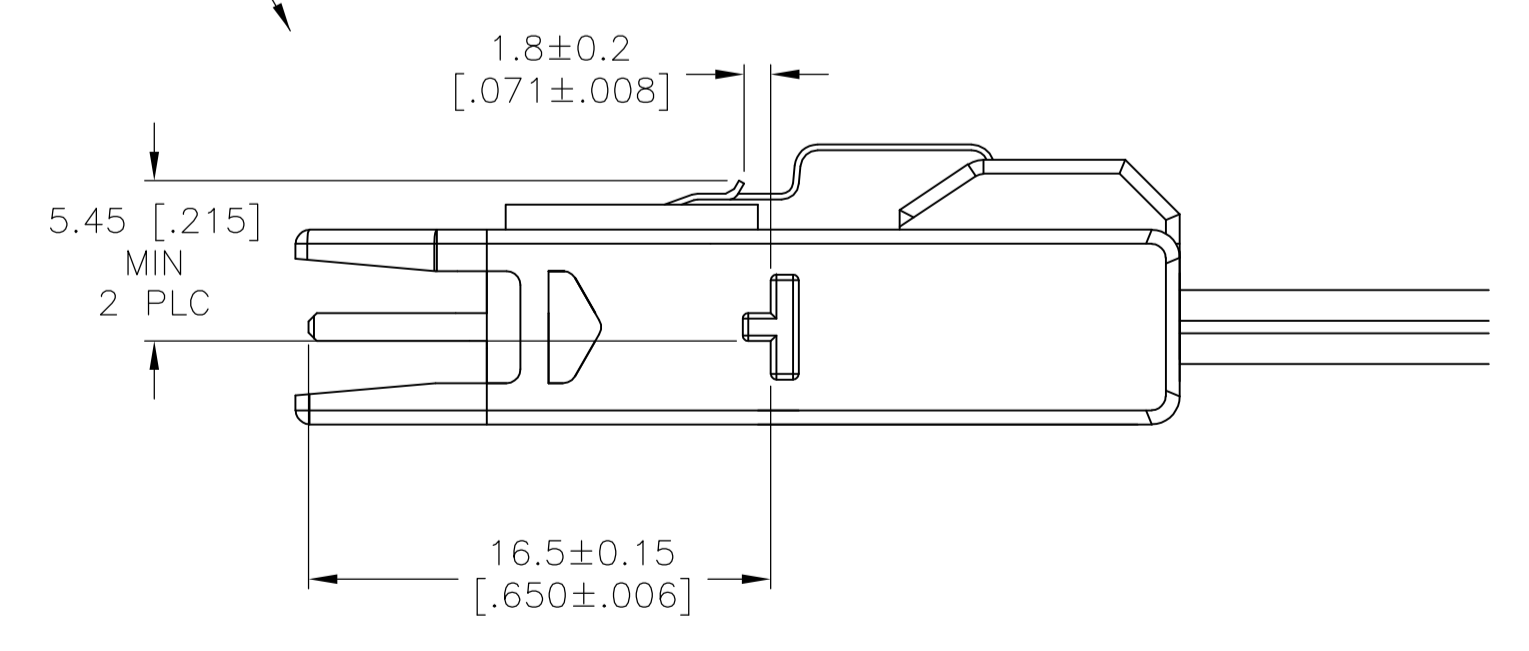
PRODUCT AND PROCESSING MUST MEET REQUIREMENTS OF TE CONNECTIVITY ENVIRONMENTAL STANDARD TEC-138-702

THIS DRAWING IS A CONTROLLED DOCUMENT.

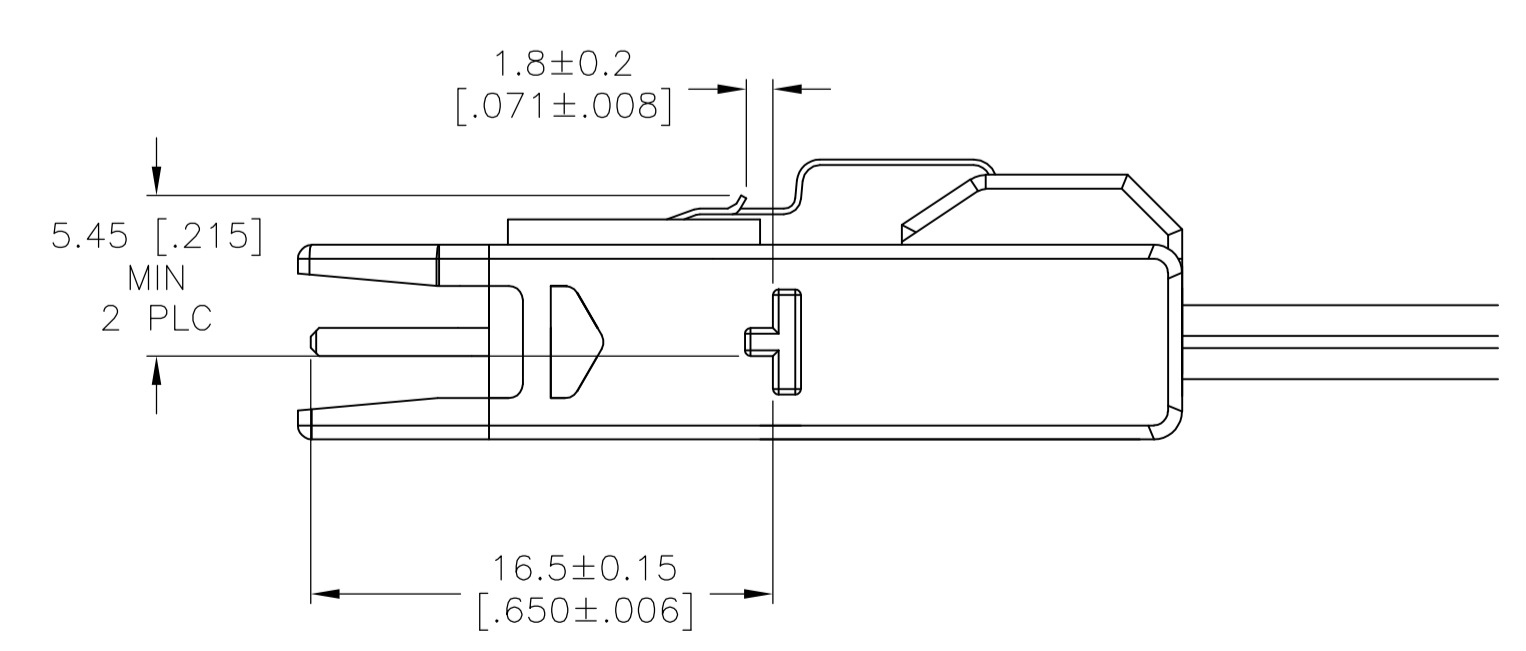
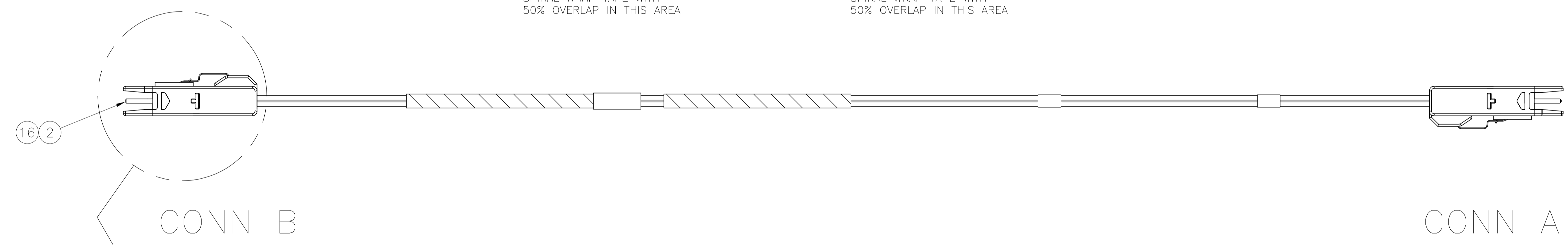
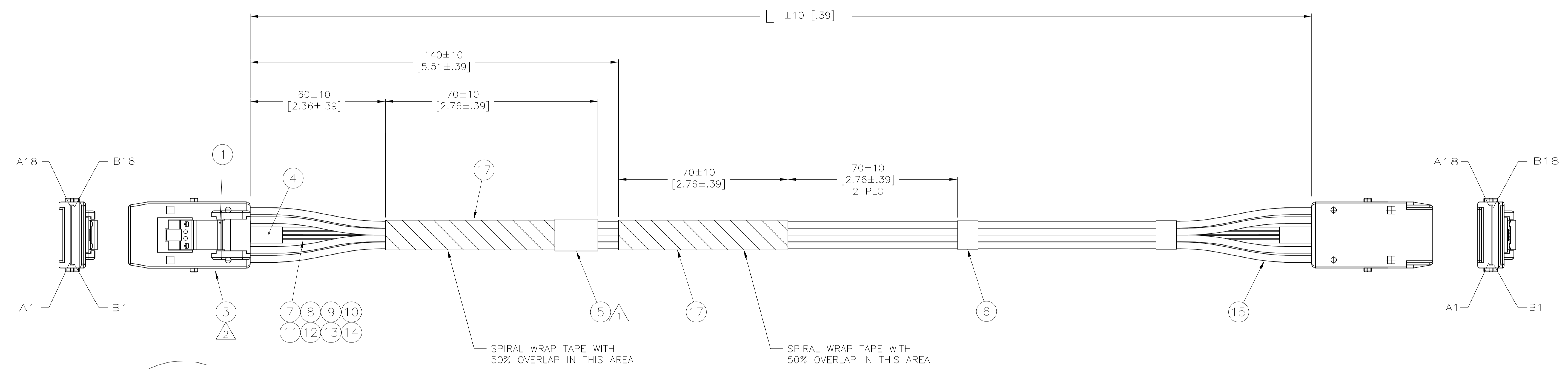
|                         |                                        |                           |                                              |
|-------------------------|----------------------------------------|---------------------------|----------------------------------------------|
| DIMENSIONS: mm [INCHES] | TOLERANCES UNLESS OTHERWISE SPECIFIED: | DWN T. SMITH 17APR2009    |                                              |
| 0 PLC ± -               | 1 PLC ± -                              | CHK J. HACKMAN 17APR2009  |                                              |
| 2 PLC ± -               | 3 PLC ± -                              | APVD J. HACKMAN 17APR2009 | NAME                                         |
| 4 PLC ± -               | ANGLES ± -                             | PRODUCT SPEC              | CABLE ASSEMBLY MINI-SAS,INTERNAL,36 POSITION |
| MATERIAL                | FINISH                                 | APPLICATION SPEC          | SIZE CASE CODE DRAWING NO                    |
|                         |                                        | WEIGHT                    | A1 00779 C=1559060                           |
|                         |                                        | CUSTOMER DRAWING          | SCALE SHEET 1 OF 4 REV F                     |



1559060-1, -2, -3, -8, -9

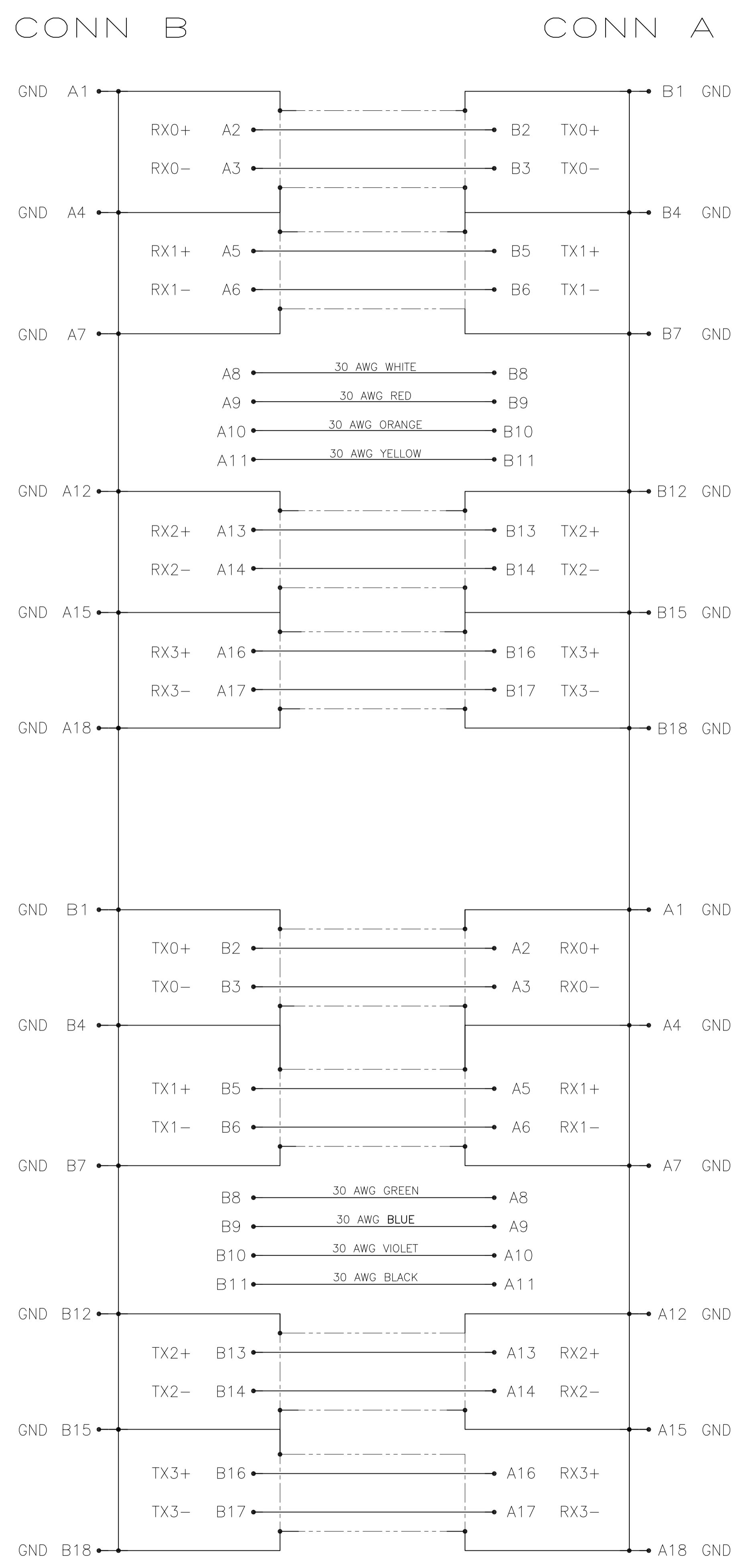


|                                        |     |                  |            |            |                                 |
|----------------------------------------|-----|------------------|------------|------------|---------------------------------|
| THIS DRAWING IS A CONTROLLED DOCUMENT. |     | DWG              | T. SMITH   | 17APR2009  | TE Connectivity                 |
| DIMENSIONS: mm [INCHES]                |     | CHK              | J. HACKMAN | 17APR2009  |                                 |
| TOLERANCES UNLESS OTHERWISE SPECIFIED: |     | APPD             | J. HACKMAN | 17APR2009  | NAME                            |
| 0 PLC                                  | ± - | PRODUCT SPEC     |            |            | CABLE ASSEMBLY                  |
| 1 PLC                                  | ± - | APPLICATION SPEC |            |            | MINI-SAS, INTERNAL, 36 POSITION |
| 2 PLC                                  | ± - | SIZE             | A1         | CAGE CODE  | 00779                           |
| 3 PLC                                  | ± - | WEIGHT           | -          | DRAWING NO | 1559060                         |
| 4 PLC                                  | ± - | CUSTOMER DRAWING |            | SCALE      | -                               |
| ANGLES                                 | ± - | SHEET            |            | 2          | OF 4                            |
| FINISH                                 | -   | REV              |            | F          |                                 |



1559060-7

|                                        |     |                  |            |            |                                                   |
|----------------------------------------|-----|------------------|------------|------------|---------------------------------------------------|
| THIS DRAWING IS A CONTROLLED DOCUMENT. |     | DWG              | T. SMITH   | 17APR2009  | TE Connectivity                                   |
| DIMENSIONS: mm [INCHES]                |     | CHK              | J. HACKMAN | 17APR2009  |                                                   |
| TOLERANCES UNLESS OTHERWISE SPECIFIED: |     | APVD             | J. HACKMAN | 17APR2009  | NAME                                              |
| 0 PLC                                  | ± - | PRODUCT SPEC     |            |            | CABLE ASSEMBLY<br>MINI-SAS, INTERNAL, 36 POSITION |
| 1 PLC                                  | ± - | APPLICATION SPEC |            |            |                                                   |
| 2 PLC                                  | ± - | SIZE             | CAGE CODE  | DRAWING NO |                                                   |
| 3 PLC                                  | ± - | WEIGHT           | A1         | 00779      |                                                   |
| 4 PLC                                  | ± - | CUSTOMER DRAWING |            |            | RESTRICTED TO                                     |
| ANGLES                                 | ± - | SCALE            |            |            | SHEET 3 OF 4                                      |
| MATERIAL                               | -   | FINISH           |            |            | REV F                                             |



|                                        |        |                                |                                                                           |
|----------------------------------------|--------|--------------------------------|---------------------------------------------------------------------------|
| THIS DRAWING IS A CONTROLLED DOCUMENT. |        | DWN<br>T. SMITH<br>17APR2009   | <br>TE Connectivity                                                       |
| DIMENSIONS:<br>mm [INCHES]             |        | CHK<br>J. HACKMAN<br>17APR2009 |                                                                           |
|                                        | 0. PLC | ± -                            | NAME<br>CABLE ASSEMBLY<br>MINI-SAS, INTERNAL, 36 POSITION<br>PRODUCT SPEC |
|                                        | 1. PLC | ± -                            |                                                                           |
|                                        | 2. PLC | ± -                            |                                                                           |
|                                        | 3. PLC | ± -                            |                                                                           |
| MATERIAL                               |        | FINISH                         | APVD<br>J. HACKMAN<br>17APR2009                                           |
| TOLERANCES UNLESS OTHERWISE SPECIFIED: |        | APPLIC. SPEC                   | RESTRICTED TO                                                             |
| 4. PLC                                 |        | ± -                            | SIZE                                                                      |
| ANGLES                                 |        | ± -                            | CAGE CODE                                                                 |
|                                        |        |                                | DRAWING NO                                                                |
|                                        |        |                                | WEIGHT                                                                    |
|                                        |        |                                | A1 00779 C=1559060                                                        |
|                                        |        |                                | CUSTOMER DRAWING                                                          |
|                                        |        |                                | SCALE                                                                     |
|                                        |        |                                | SHEET 4 OF 4                                                              |
|                                        |        |                                | REV F                                                                     |