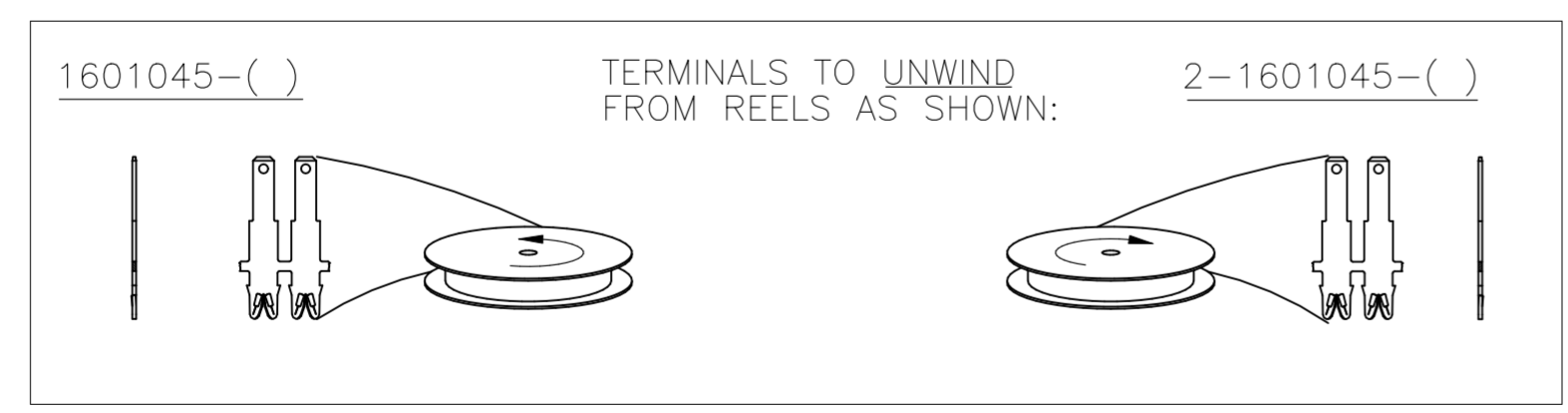
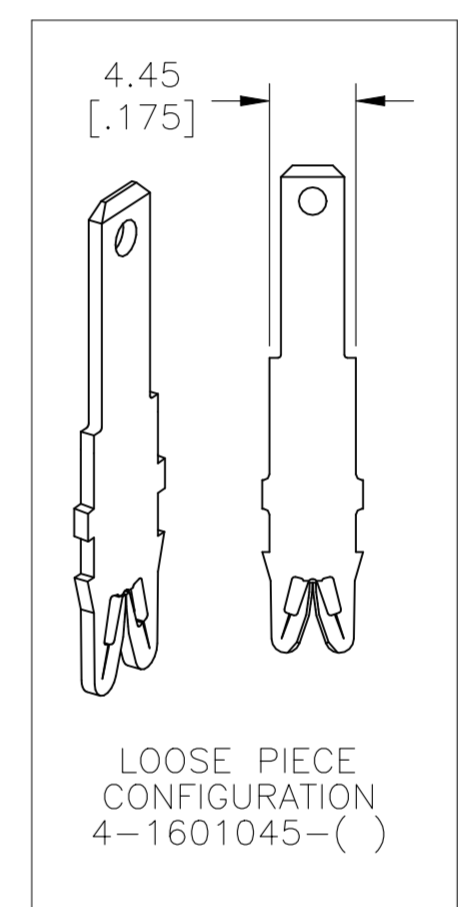
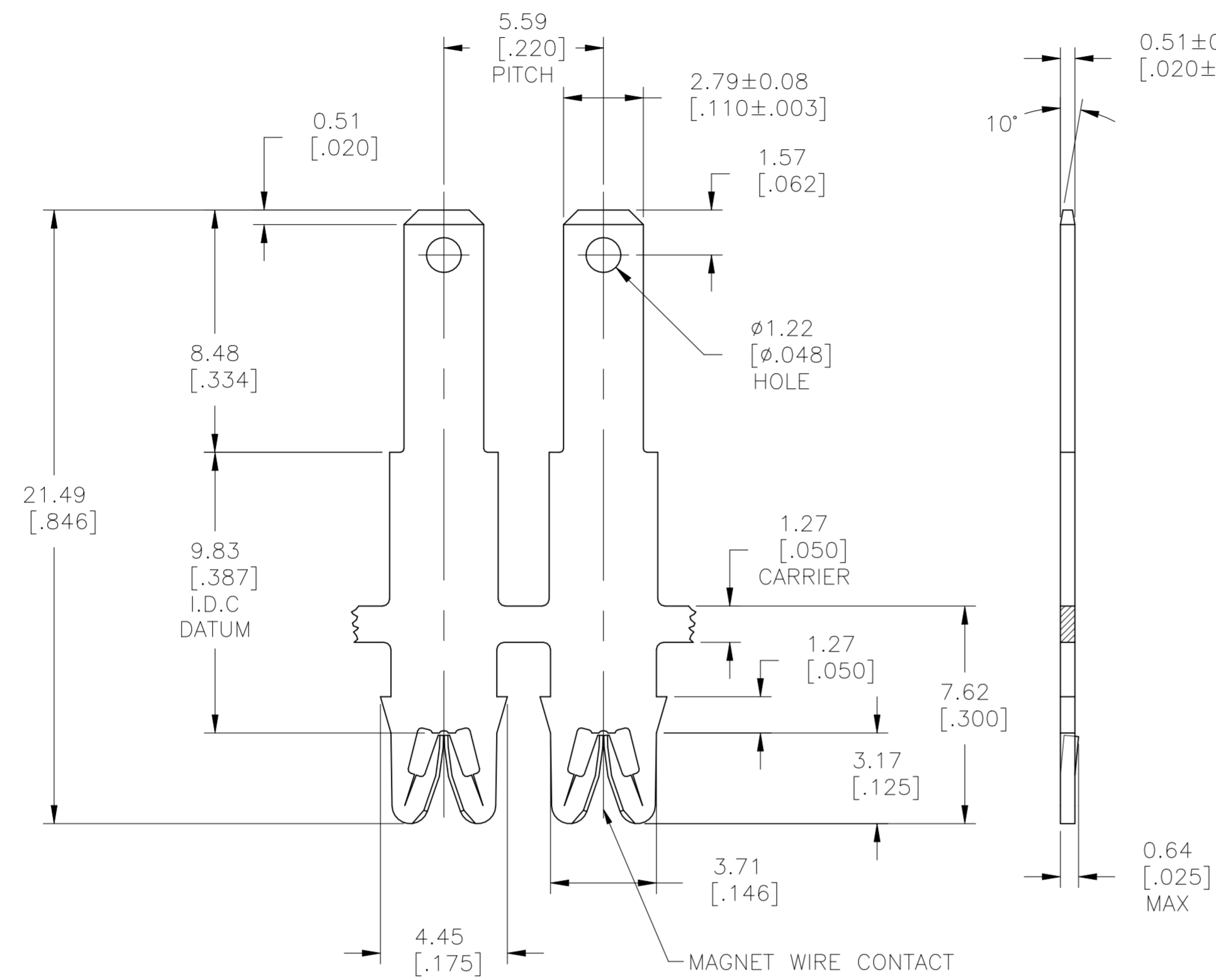


REVISIONS					
P	LTR	DESCRIPTION	DATE	DWN	APVD
D4		REVISED PER ECR-24-210264	22MAY2024	FZ	JH

- 1 SPECIFICATIONS:  
MAGNET WIRE #18 - #34 AWG,  
1.02MM(.040)-0.16MM(.006) DIA COPPER.  
OTHER SIZES MAY BE ACCOMMODATED,  
CONSULT TYCO ELECTRONICS FOR APPROVAL.
- 2 POCKET RECOMMENDATION: #1601425  
ALTERNATE POCKET #1601421
- 3 TERMINAL TO APPLIED PER TYCO ELECTRONICS  
SPECIFICATION 114-13166 FIGURE 8.
- 4 TWO(2) TERMINALS SHOWN FOR ILLUSTRATION  
PURPOSES ONLY.
- 5 PRELIMINARY-NOT FOR PRODUCTION
- 6 PRODUCT SPECIFICATION TO COMPLY WITH 108-2293



UNPLATED	N/A	5 6 4-1601045-2
UNPLATED	N/A	5 6 1601045-2
UNPLATED	031-093-000	4-1601045-1
UNPLATED	131-094-000	2-1601045-1
UNPLATED	N/A	1601045-2
UNPLATED	131-093-000	1601045-1
FINISH	REFERENCE PART NUMBER	TE PART NUMBER
THIS DRAWING IS A CONTROLLED DOCUMENT.		
DWN J.WELLER 11JAN2002		
CHK M.FEHER 11JAN2002		
APVD K.RANDOLPH 11JAN2002		
NAME		
DIMENSIONS: mm [INCHES]		STANDARD RANGE WIRE TO 2.79 X 0.51 TAB SIAMEZE TERMINAL
TOLERANCES UNLESS OTHERWISE SPECIFIED:		
0 PLC ± -		
1 PLC ± -		
2 PLC ± 0.13[.005]		
3 PLC ± -		
4 PLC ± -		
ANGLES ± 2°		
MATERIAL BRASS, SPRING HARD		FINISH SEE TABLE
WEIGHT 0.000000		SIZE A2 CAGE CODE 00779 DRAWING NO C=1601045
CUSTOMER DRAWING		RESTRICTED TO -
SCALE 6:1		SHEET 1 OF 1
REV D4		