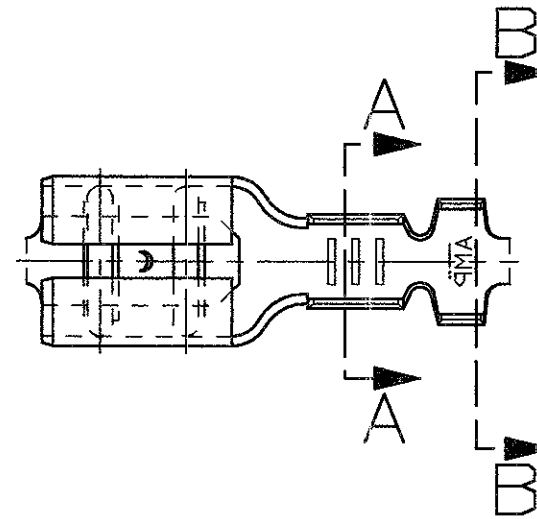


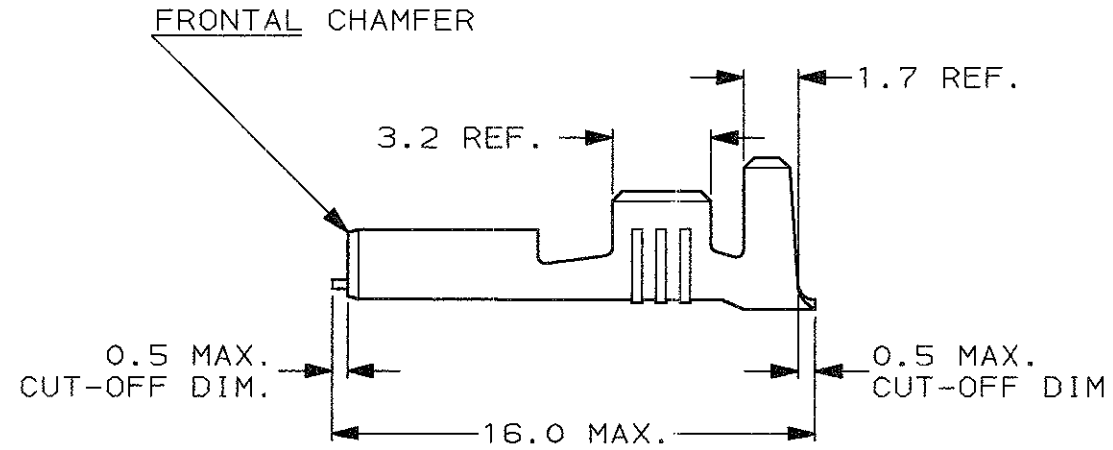
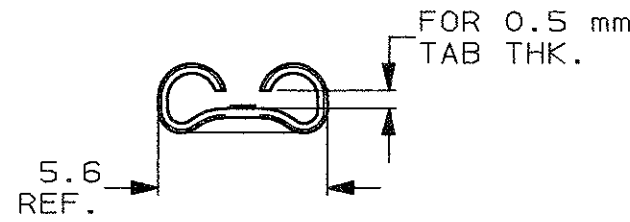
SCALA NON IMPEGNATIVA
(DO NOT SCALE)
DIMENSIONI IN mm
(DIMENSIONS IN mm)

METRIC

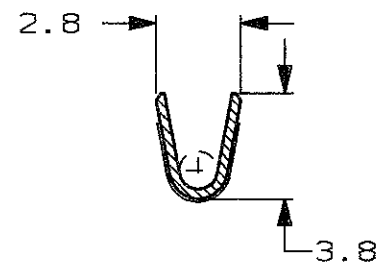
THIRD ANGLE
PROJECTION



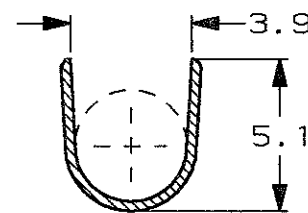
- 1) PER PEZZI IN NASTRO
VEDERE DISEGNO 160431
(FOR STRIP FORM VERSION SEE DWG. 160431).
- 2) CONFEZIONATO IN ACCORDO ALLA
SPECIFICA AMP 107-20201.
(PACKAGED ACCORDING TO AMP SPEC. 107-20201).



SEZIONE A-A
(SECTION A-A)



SEZIONE B-B
(SECTION B-B)



STAGNATO (TIN PLATED)	OTTONE (BRASS)	5-160492-2	H
FINITURA / COLORE (FINISH / COLOUR)	MATERIALE (MATERIAL)	NUMERO (AMP P/N)	REV

CUSTOMER DWG. FOR REFERENCE ONLY
DISEGNO PER CLIENTE SOLO PER RIFERIMENTO

THIS DRAWING IS UNPUBLISHED. RELEASE FOR PUBLICATION 19
© COPYRIGHT 19 BY AMP INCORPORATED, HARRISBURG, PA. ALL INTERNATIONAL RIGHT RESERVED. AMP PRODUCTS MAY BE COVERED BY U.S. AND FOREIGN PATENT AND/OR PATENT PENDING

TOLLERANZE: SE NON DIVERSAMENTE SPECIFICATO (TOLERANCES, UNLESS OTHERWISE SPECIFIED)	DIAM. ISOLANTE (INS. DIA. RANGE)	RANGO FILO (WIRE RANGE) mm ²	SCALA (SCALE)
± 0.3	3.0-4.3	1.0-2.5	4:1

ANGOLI
(ANGLES) ± 2°

AMP AMP ITALIA S.p.A.
Corso F.lli Cervi, 15
COLLEGNO (TORINO)

DIS. H. YAALI
(DR.) 15 NOV 2000

DESCRIZIONE
(DESCRIPTION) FASTON Connector,
.187" sr. REC. CONTACT
(LOOSE PIECE VERSION)

REV.	REVISIONI (REVISION RECORD)	DIS. DATA (DR) (DATE)	H. Y. 27 JUL 2001
H	FIRST EMISSION ET00-0198-01		

LOC.	SIZE	NUMERO (DWG NO)	REV.	FOLGIO (SHEET)
I	A3	C-160492	H	1 OF 1

DISTRIBUZIONE
(PRINT/DIST.)