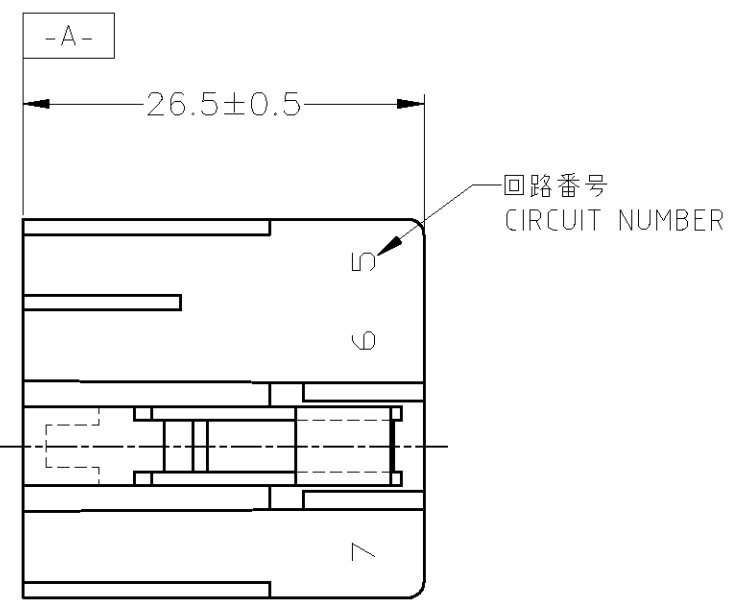
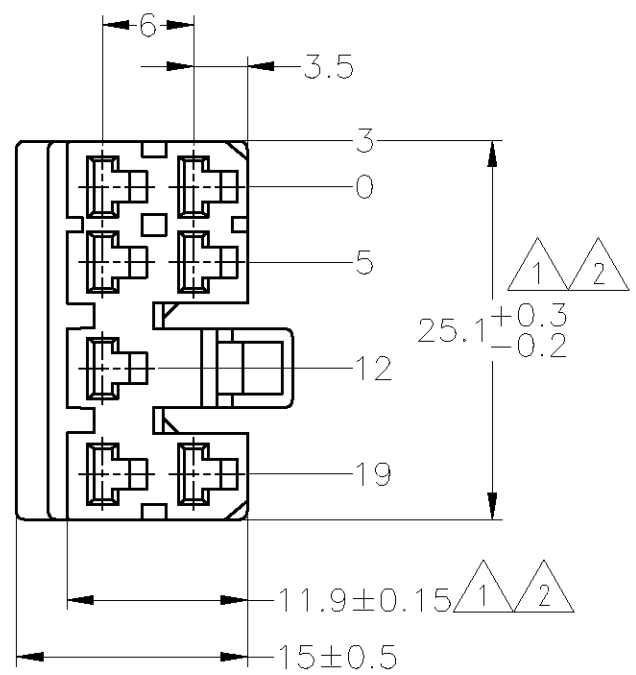
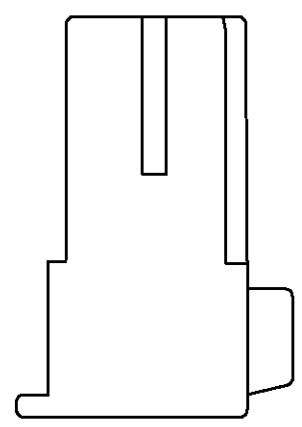


THIS DRAWING IS UNPUBLISHED. RELEASED FOR PUBLICATION
 © COPYRIGHT BY TYCO ELECTRONICS CORPORATION. ALL INTERNATIONAL RIGHTS RESERVED.

LOC	DIST	REVISIONS						
		P	LTR	DESCRIPTION	DATE	DWN	APVD	
J	-		F	REDRAWN W/CHANGE	ECR-09-016911	30JUL09	TS	KB



- ① -A- 面より2mmの範囲で測定。
 - ② 相手ハウジングと所定の機能を満たして嵌合できること。
 - 3. 適用リセプタクルコンタクト型番：170177, 170286
 - 4. 適用製品規格番号：108-5093, 108-5099
 - 5. 相手ハウジングとの嵌合力は29.4N (3Kg) 以下、但し、コンタクトは含まない。
-
- ① TO BE MEASURED WITHIN 2mm FROM -A-
 - ② IN COUPLING WITH THE PLUG HOUSING MATING SATISFIES FUNCTION.
 - 3. APPLIDE CONTACTPART NUMBER : 170177, 170286
 - 4. PRODUCT SPECIFICATION NUMBER : 108-5093, 108-5099
 - 5. IN COUPLING WITH THE PLUG HOUSING MATING FORCE 29.4N (3Kg) MAX. WITHOUT REC CONTACTS.



OBSOLETE	青 / BLUE	172025-5
	緑 / GREEN	172025-4
OBSOLETE	茶 / BROWN	172025-3
	黒 / BLACK	172025-2
	自然色 / NATURAL	172025-1
	色 / COLOR	型番 / PART NUMBER

GENERAL TOLERANCE

10 ≥	: ±0.2
30 ≥ > 10	: ±0.25
100 ≥ > 30	: ±0.3
ANGLE : ±3°	

THIS DRAWING IS A CONTROLLED DOCUMENT.		DWN T.SHINOHARA 30JUL09	Tyco Electronics Corporation Kawasaki, Japan												
DIMENSIONS: mm		CHK K.BETSUI 30JUL09	NAME												
TOLERANCES UNLESS OTHERWISE SPECIFIED:		APVD K.BETSUI 30JUL09	PRODUCT SPEC												
<table border="1"> <tr><td>0 PLC</td><td>± -</td></tr> <tr><td>1 PLC</td><td>± -</td></tr> <tr><td>2 PLC</td><td>± -</td></tr> <tr><td>3 PLC</td><td>± -</td></tr> <tr><td>4 PLC</td><td>± -</td></tr> <tr><td>ANGLES</td><td>± -</td></tr> </table>		0 PLC	± -	1 PLC	± -	2 PLC	± -	3 PLC	± -	4 PLC	± -	ANGLES	± -	APPLICATION SPEC	
0 PLC	± -														
1 PLC	± -														
2 PLC	± -														
3 PLC	± -														
4 PLC	± -														
ANGLES	± -														
MATERIAL 66 NYLON		FINISH -													
SEE NOTE 4		RESTRICTED TO													
WEIGHT -		SIZE A3	CAGE CODE 00779	DRAWING NO C-172025											
CUSTOMER DRAWING		SCALE 2:1	SHEET 1 OF 1	REV F											