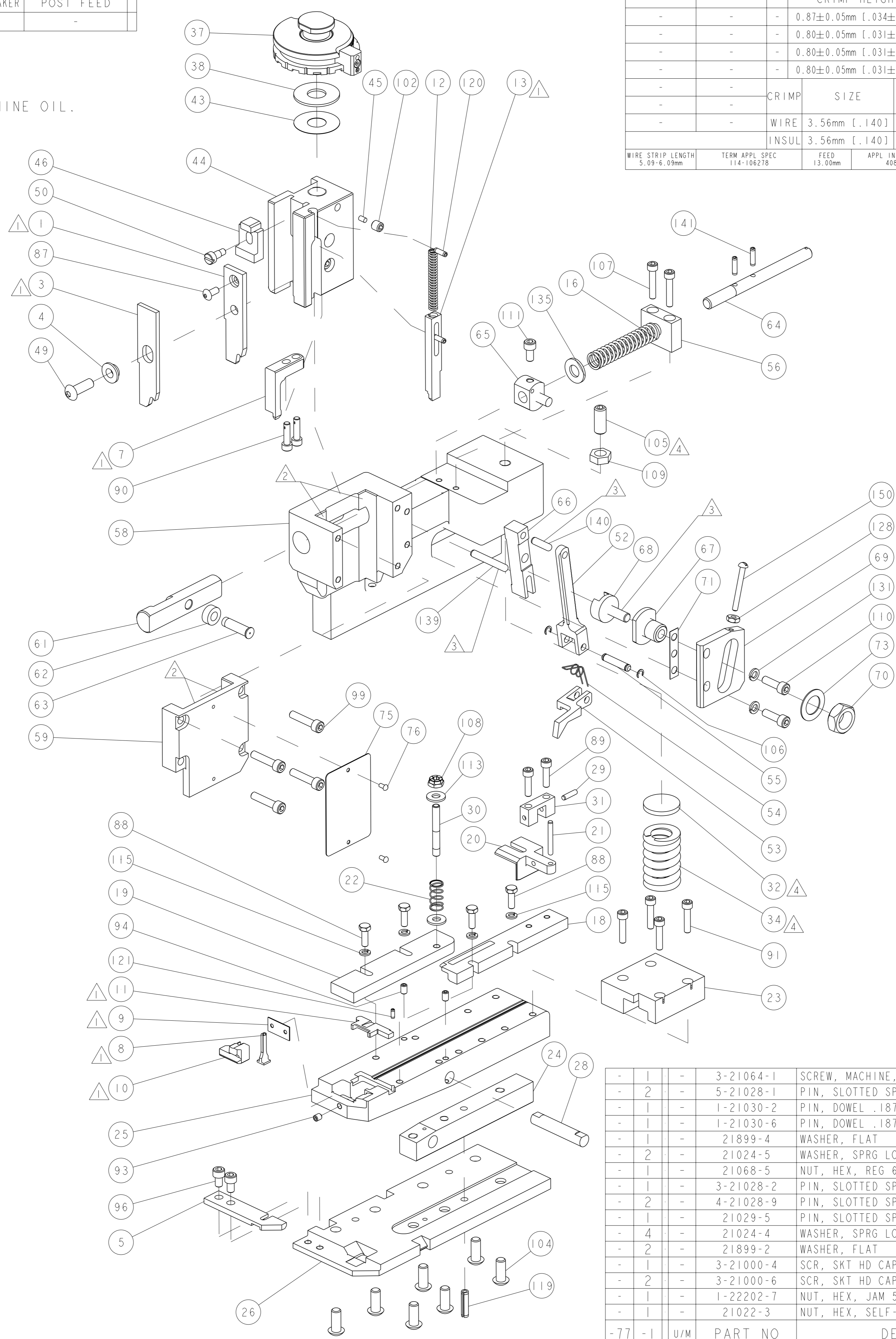
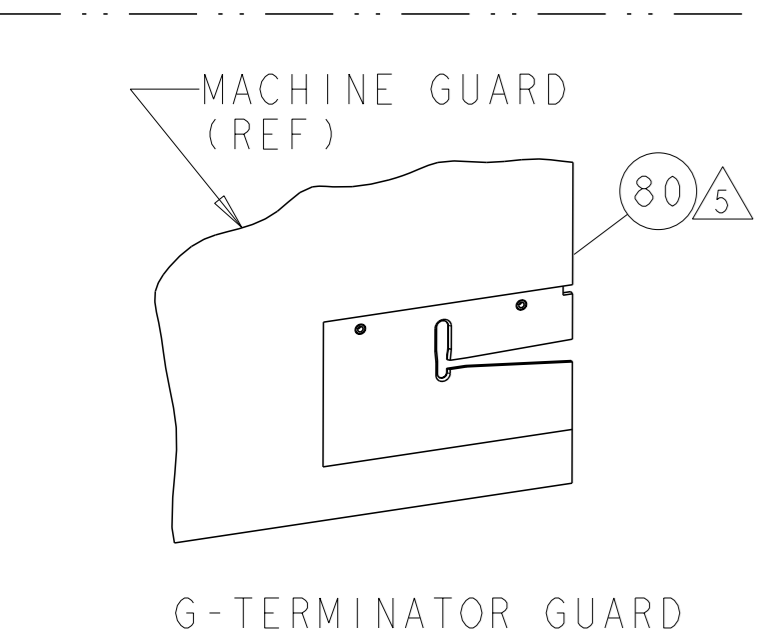
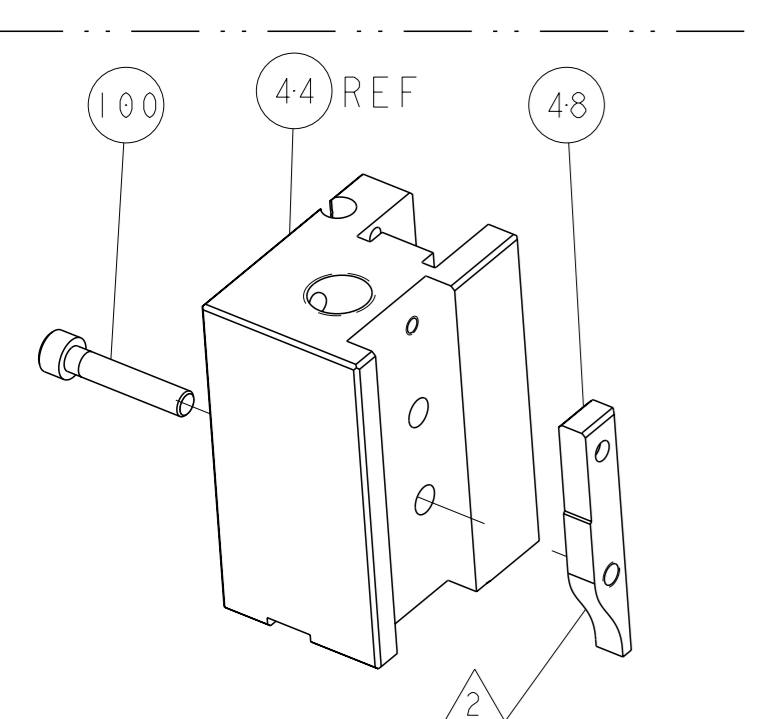


PART NUMBER	REV	FIRST USED	POWER UNIT	FEED TYPE
1855804-1	A	-	BENCH MODEL G/ LEADMAKER	POST FEED
7-1855804-7	A	-	SPARE PARTS	-

- 1 RECOMMENDED SPARE PARTS.
- 2 GREASE LIGHTLY.
- 3 LUBRICATE DAILY USING NO. 20 MACHINE OIL.
- 4 AFTER ASSEMBLY OF APPLICATOR, PROPER SPRING PRESSURE (ITEM 34) CAN BE OBTAINED BY TIGHTENING SET SCREW (ITEM 105) UNTIL CONTACT IS MADE WITH SPACER (ITEM 32) THEN TIGHTEN AN ADDITIONAL 5 1/2 - 6 REVOLUTIONS.
- 5 GUARD MUST BE IN PLACE WHEN OPERATING APPLICATOR IN A BENCH MACHINE.

**\* WARNING**  
ON INSTALLATION, SET WIRE DISC TO LARGEST WIRE SIZE SETTING. USE OF SETTINGS BELOW MIN. REQUIRED CRIMP HEIGHT SETTING WILL CAUSE DAMAGE TO CRIMP TOOLING.



TERMINAL NAME: RECEPTACLE, FLAG, TAB-LOK, .187 SERIES					
-	2366411-1	TE TERMINAL - TE CRIMP SPECS			
-	2366411-2				
-	-	CRIMP HEIGHT	WIRE SIZE	REF SETTING	
-	-	0.87±0.05mm [.034±.002]	16	C9	
-	-	0.80±0.05mm [.031±.002]	18	D5	
-	-	0.80±0.05mm [.031±.002]	20	D1	
-	-	0.80±0.05mm [.031±.002]	22	D2	
-	-	CRIMP	SIZE	TYPE	RANGE
-	-	WIRE	3.56mm [.140]	TAB LOC	22-16 AWG
-	-	INSUL	3.56mm [.140]	Ø	1.60-3.00mm [.062-.118]
WIRE STRIP LENGTH	TERM APPL SPEC	FEED	APPL INSTRUCTIONS	SET UP GAGE	LAYOUT
5.09-6.09mm	114-106278	13.00mm	408-8037		

-	1	-	3-21064-1	SCREW, MACHINE, SLOTTED ROUND HEAD	150
-	2	-	5-21028-1	PIN, SLOTTED SPRING .125 X .500	141
-	1	-	1-21030-2	PIN, DOWEL .1875 X .625	140
-	1	-	1-21030-6	PIN, DOWEL .1875 X 1.250	139
-	1	-	21899-4	WASHER, FLAT	135
-	2	-	21024-5	WASHER, SPRG LOCK, REG NO 10	131
-	1	-	21068-5	NUT, HEX, REG 6-32	128
-	1	-	3-21028-2	PIN, SLOTTED SPRING .094 X .250	121
-	2	-	4-21028-9	PIN, SLOTTED SPRING .125 X .375	120
-	1	-	21029-5	PIN, SLOTTED SPRING .188 X .750	119
-	4	-	21024-4	WASHER, SPRG LOCK, REG NO 8	115
-	2	-	21899-2	WASHER, FLAT	113
-	1	-	3-21000-4	SCR, SKT HD CAP 10-32 X .375	111
-	2	-	3-21000-6	SCR, SKT HD CAP 10-32 X .625	110
-	1	-	1-22202-7	NUT, HEX, JAM 5/16-24/UNF	109
-	1	-	21022-3	NUT, HEX, SELF-LOCKING, THIN, 10-32	108
-77	-1	U/M	PART NO	DESCRIPTION	ITEM NO

REVISIONS					
P	LYR	DESCRIPTION	DATE	OWN	APVD
1		PRELIMINARY	28MAY2020	MEH	TE
A		RELEASED	24MAY2021	MEH	GB
A1		ECR-21-006178	09JUN2021	MEH	GB

-	2	-	3-21000-0	SCR, SKT HD CAP 8-32 X .875	107
-	2	-	21045-3	RING, RETAIN, EXTERN, 3/16 CRESCENT	106
-	1	-	8-21007-5	SCR, SET, CUP POINT 5/16-24 X .750	105
-	7	-	2-22733-8	SCR, BHSC, SELF-LOCKING, 1/4-20 X .625	104
-	1	-	21009-2	SCR, SET, SELF LOCKING 1/4-20 X .250	102
-	1	-	3-21000-9	SCR, SKT HD CAP 10-32 X 1.000	100
-	4	-	3-21000-8	SCR, SKT HD CAP 10-32 X .875	99
-	2	-	7-21000-6	SCR, SKT HD CAP 10-32 X .312	96
-	2	-	4-21006-0	SCR, SET, CUP POINT 8-32 X .250	94
-	1	-	21061-9	SCR, SET, CONE POINT 8-32 X .250	93
-	4	-	2-21000-9	SCR, SKT HD CAP 8-32 X .750	91
-	2	-	1-23030-1	SCR, SKT HD CAP, S-LOCK, 8-32 X .625	90
-	2	-	2-21000-8	SCR, SKT HD CAP 8-32 X .625	89
-	4	-	2-22603-3	SCR, HEX HD CAP, 1N	88
-	1	-	2-21002-1	SCR, BTN SKT HD CAP 8-32 X .375	87
-	REF	-	679532-1	INSERT, GUARD	80
-	2	-	21017-2	SCREW, DRIVE	76
-	1	-	461264-5	PLATE, IDENTIFICATION	75
-	1	-	458109-1	WASHER, SPECIAL ADJUST PLATE	73
-	1	-	690517-1	SPACER, ADJ PLATE	71
-	1	-	22594-8	NUT, HEX, JAM	70
-	1	-	240628-1	PLATE, ADJUSTING	69
-	1	-	240626-1	SHAFT-PIVOT AMP-O-MATOR	68
-	1	-	240633-1	BUSHING	67
-	1	-	240630-1	LEVER, INTERMEDIATE	66
-	1	-	1804317-1	BLOCK, PIVOT	65
-	1	-	1633286-1	SCREW, ADJUSTMENT	64
-	1	-	240659-3	PIN, CAM ROLLER	63
-	1	-	240658-1	ROLLER-CAM	62
-	1	-	240631-1	ROD, FEED	61
-	1	-	455164-1	CAP, RAM	59
-	1	-	455162-1	HOUSING, MACHINED	58
-	1	-	458361-1	GUIDE, FEED ROD	56
-	1	-	240624-1	PIN, FEED FINGER	55
-	1	-	691499-1	SPRING-FEED FINGER	54
-	1	-	454568-1	FINGER, FEED	53
-	1	-	240634-1	LEVER, TERMINAL FEED	52
-	1	-	22353-8	SCR, SHLD, SLOT HD, 3/16 DIA	50
-	1	-	3-21002-5	SCR, BTN SKT HD CAP 1/4-20 X .750	49
-	1	-	238015-1	CAM, POST FEED 1 5/8	48
-	1	-	690578-5	INSULATION ADJUST BLOCK	46
-	1	-	690191-1	PLUG, NYLON	45
-	1	-	454574-1	RAM, SPECIAL	44
-	1	-	690125-1	SHIM SUB-ASSY	43
-	1	-	1-469367-4	SHIM	38
-	1	-	879103-3	FINE ADJUST HEAD ASSEMBLY	37
-	1	-	3-23846-5	SPRING, DIE	34
-	1	-	690573-1	SPACER, SPRING	32
-	1	-	454569-1	MOUNT, DRAG	31
-	1	-	1-22354-8	STUD, THREADED	30
-	1	-	21030-2	PIN, DOWEL .1250 X .500	29
-	1	-	690582-1	PIN, HINGE	28
-	1	-	684905-1	PLATE, BASE	26
-	1	-	454579-2	BAR, HINGE	25
-	1	-	690571-1	STABILIZER	24
-	1	-	690585-1	BLOCK, SPRING PRESSURE	23
-	1	-	22282-5	SPRING, COMPRESSION	22
-	1	-	21030-6	PIN, DOWEL .1250 X 1.000	21
-	1	-	454570-1	DRAG, STOCK	20
-	1	-	454573-1	GUIDE, STRIP, REAR	19
-	1	-	1-318739-0	GUIDE, FRONT STRIP	18
-	1	-	4-22284-9	SPRING, COMPRESSION	16
-	1	-	3-692134-2	TERMINAL POSITIONER	13
-	1	-	5-22280-5	SPRING, COMPRESSION	12
-	1	-	454711-9	PLATE, REAR SHEAR	11
-	1	-	454709-7	ANVIL, INSERT	10
-	1	-	690569-3	PLATE, SHEAR, FRONT	9
-	1	-	690718-1	ANVIL, REVERSIBLE	8
-	1	-	1-454575-3	BLADE, SHEAR	7
-	1	-	684906-1	ANVIL RETAINING	5
-	1	-	690574-1	SPACER, TUBULAR	4
-	1	-	690715-1	CRIMPER, INSULATION PREMIUM	3
-	1	-	690716-7	CRIMPER, WIRE PREMIUM	1
-77	-1	U/M	PART NO	DESCRIPTION	ITEM NO

THIS DRAWING IS A CONTROLLED DOCUMENT.

APPROVED: M. HERR 28MAY2020  
 CHECKED: T. ELBIN 28MAY2020  
 DRAWN: B. BAIR 28MAY2020

TE Connectivity

NAME: APPLICATOR, FINE ADJUST HINGE BAR, .187 SERIES POSITIVE LOCK

SIZE: A | 00779 | C=1855804

CUSTOMER ACCESSIBLE PRODUCTION DRAWING | SCALE: 3:5 | SHEET 1 OF 1 | REV: A1