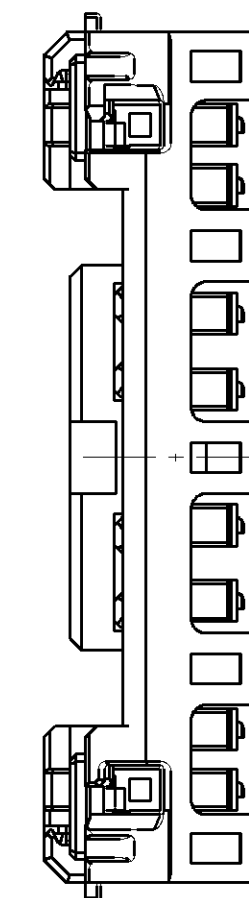
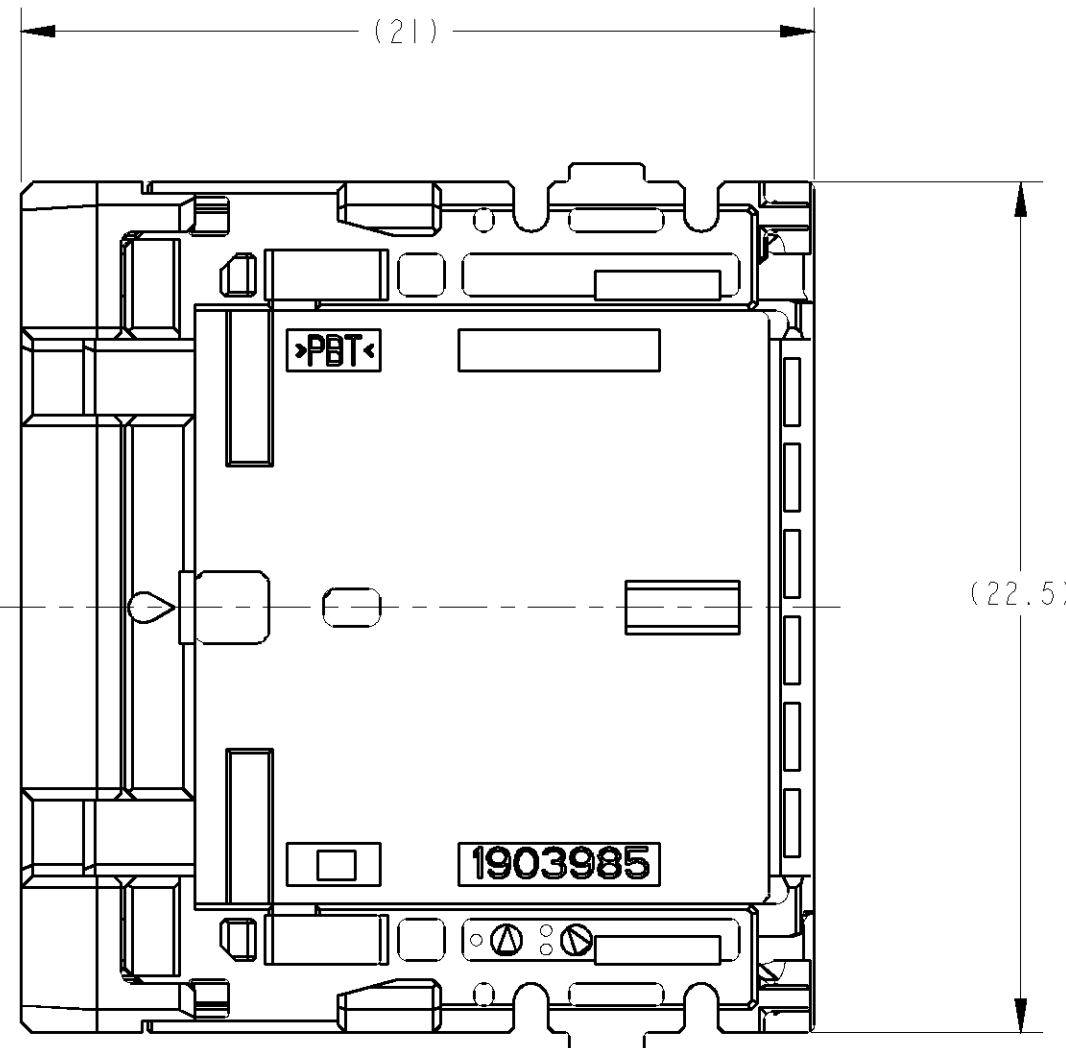
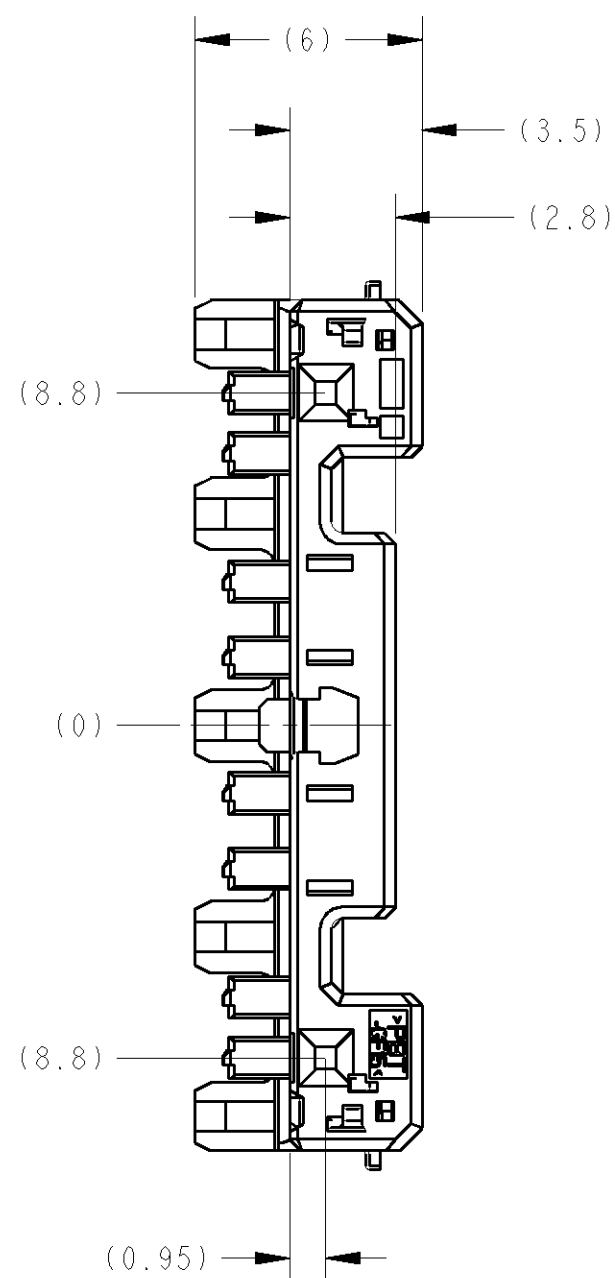


THIS DRAWING IS UNPUBLISHED. RELEASED FOR PUBLICATION SEP. 2012  
 © COPYRIGHT 2012 ALL RIGHTS RESERVED.

LOC		RST		REVISIONS			
P	LTR	DESCRIPTION	DATE	DWN	APVD		
	A	RELEASED	10DEC08	KK	HY		
	AI	REVISED	11SEP12	KK	HY	ECR-09-014331	



-1, -7; 本図  
 -1, -7; AS SHOWN

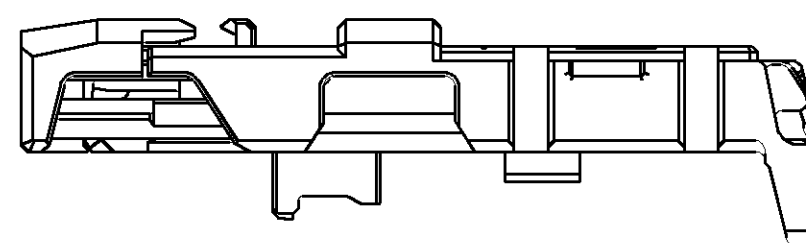


TABLE-1

		APPLIED TERMINAL P/N 適用端子 P/N	APPLICABLE WIRE RANGE 適用電線
SIGNAL 0.5	TIN	1827855-4	0.13~0.35mm <sup>2</sup>
	TIN	1827855-1	
	GOLD	1903703-1	

1. 本製品は、別番のコンポーネントと組合せて使用する。
2. 取扱説明書 NO: 411-78268
3. 組合せ相手型番: 取扱説明書を参照のこと。
4. 嵌合相手代表型番: 取扱説明書を参照のこと。
5. 適用端子: TABLE-1参照

1. THIS PRODUCT IS USED STACK WITH ANOTHER COMPONENTS.
2. HANDLING OF THIS PART SHOULD FOLLOW INSTRUCTION SHEET NO.411-78268.
3. COMPONENTS NUMBER OF STACKING; REFERENCE TO INSTRUCTION SHEET.
4. MATING CONNECTOR PART(TYPICAL); REFERENCE TO INSTRUCTION SHEET.
5. APPLIED TERMINAL: SEE TABLE-1

PAPER BOX ダンボール箱	SOFT TRAY フリスタートレイ	GRAY	<del>1903985-9</del> <del>1903985-8</del> 1903985-7
		NATURAL	<del>1903985-3</del> <del>1903985-2</del> 1903985-1
OUTER 外装	INNER 内装	COLOR	PART NO.
PACKING STYLE 梱包形態			

THIS DRAWING IS A CONTROLLED DOCUMENT.

DWN K. KATO	10DEC08	<b>STE</b> TE Connectivity
CHK R. KOMIYAMA	10DEC08	
APVD H. YAMAGAMI	10DEC08	
DIMENSIONS: 単位: 稀 mm		NAME 名称
TOLERANCES UNLESS OTHERWISE SPECIFIED: 一般公差 ±0.3 0-PLC ±0.5 1-PLC ±0.5 2-PLC ±0.13 3-PLC ±0.013 4-PLC ±0.0001 ANGLES FINISH 仕上 ±3° 00'		0.5 2 POSITION HOUSING ASSY STACKING TYPE
MATERIAL 材料 PBT		SIZE CAGE CODE DRAWING NO 番番 A2100779 C-1903985
SEE TABLE		RESTRICTED TO -
CUSTOMER DRAWING		SCALE 5:1 SHEET 1 OF 1 REV A1