

THIS DRAWING IS UNPUBLISHED.

RELEASED FOR PUBLICATION

© COPYRIGHT - By -

ALL RIGHTS RESERVED.

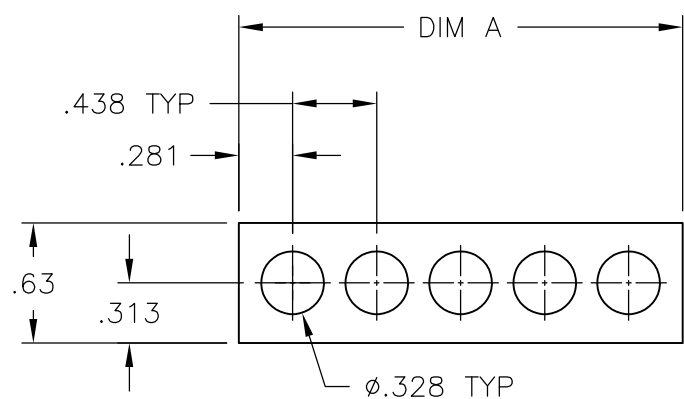
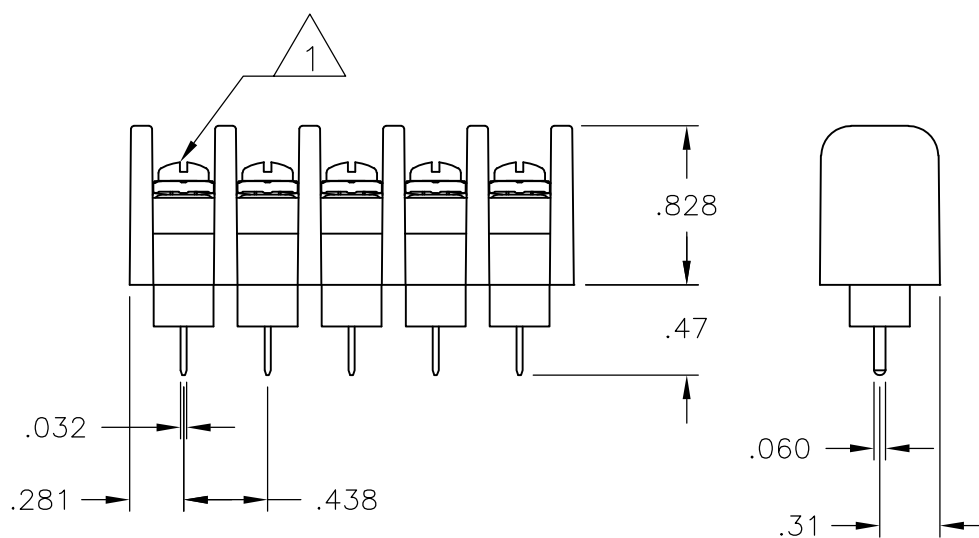
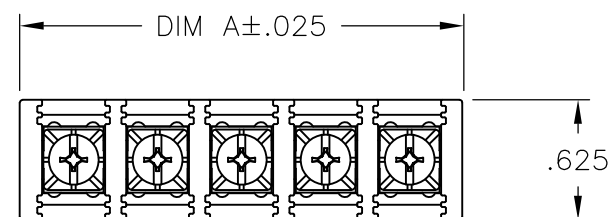
LOC	DIST	REVISIONS			
P	LTR	DESCRIPTION	DATE	DWN	APVD
	C	REVISED PER ECO-13-017514	08NOV2013	KH	MB

MATERIAL:
 HOUSING: THERMOPLASTIC, UL94V-2.
 TERMINALS: BRASS, BRIGHT TIN PLATE.
 SCREWS: 6-32, STEEL, ZINC PLATED.

ELECTRICAL:
 MAXIMUM CURRENT: 20A
 OPERATING VOLTAGE: 600V
 WIRE RANGE: 12-22 AWG

ENVIRONMENTAL:
 OPERATING TEMP.: -60°C TO 105°C

1 ALL SCREWS BOTTOMED, TORQUE 2 TO 4 IN-LBS



RECOMMENDED PANEL LAYOUT

1.875	4	SSB7TP040402	1986563-4
1.437	3	SSB7TP030402	1986563-3
DIM A	NO. OF POS.	CATALOG NUMBER	PART NUMBER

THIS DRAWING IS A CONTROLLED DOCUMENT.		DWN S SCHL GEL 6/2/09	STE TE Connectivity	
DIMENSIONS: INCHES		CHK C RICHARD 6/2/09		
TOLERANCES UNLESS OTHERWISE SPECIFIED:		APVD C RICHARD 6/2/09	NAME	
0 PLC ± -		PRODUCT SPEC	SSB7TPXX0402	
1 PLC ± -		APPLICATION SPEC	RESTRICTED TO	
2 PLC ± .02		WEIGHT -	SIZE A3	CAGE CODE 00779
3 PLC ± .010		MATERIAL -	DRAWING NO C-1986563	
4 PLC ± -			SCALE NTS	
ANGLES ± 1°		SHEET 1 OF 1		REV C
FINISH -		CUSTOMER DRAWING		