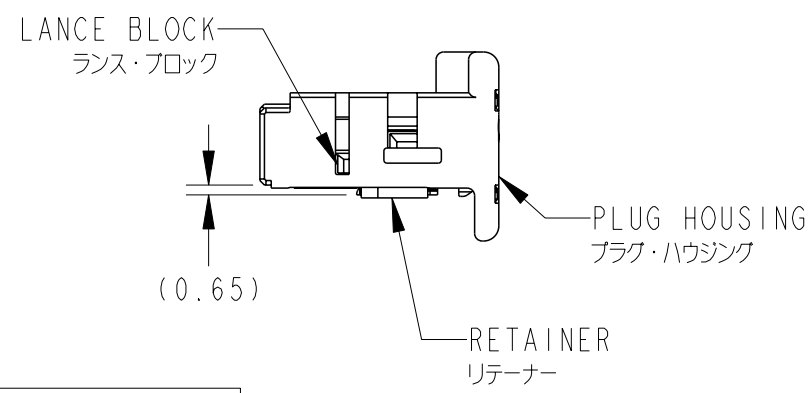
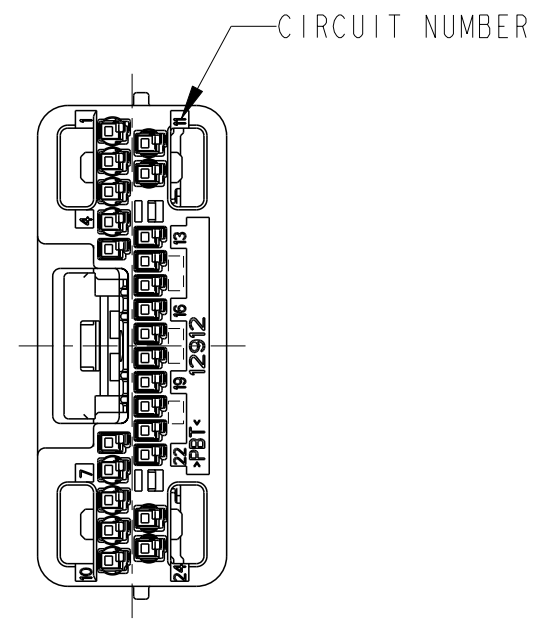
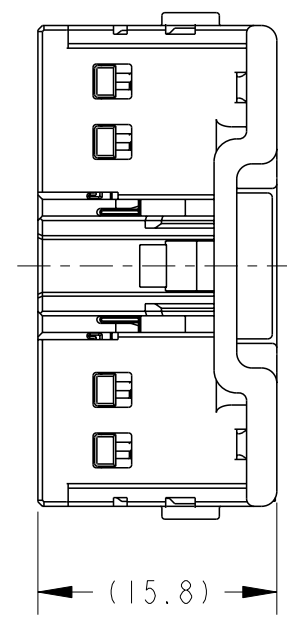
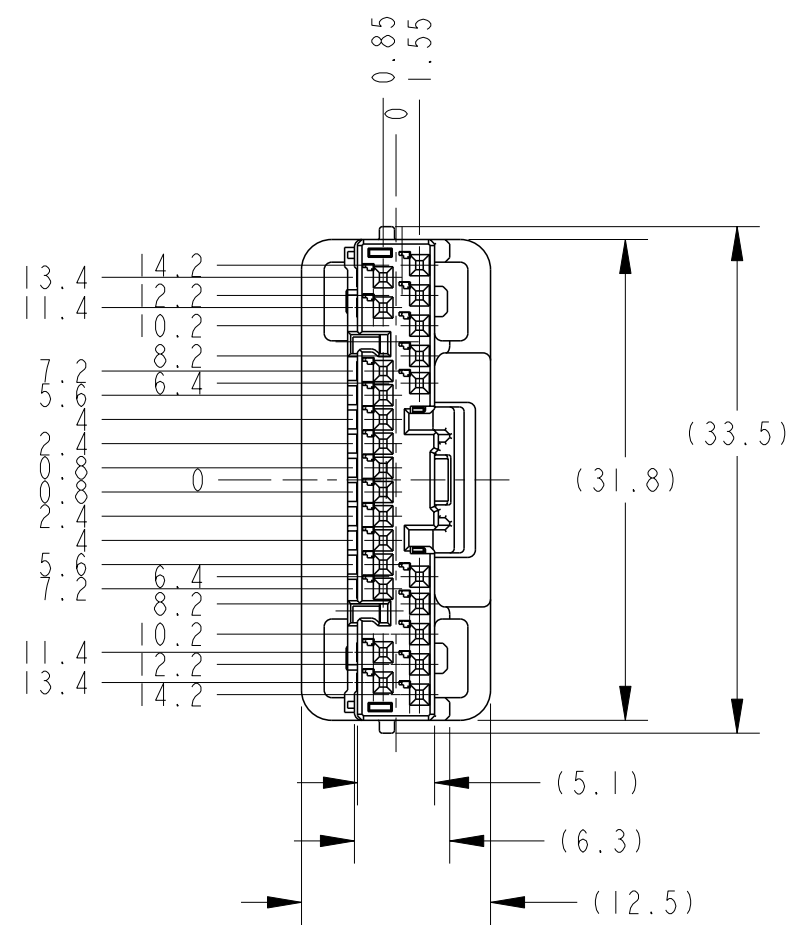


THIS DRAWING IS UNPUBLISHED. RELEASED FOR PUBLICATION  
 © COPYRIGHT 2016 BY - ALL RIGHTS RESERVED.

REVISIONS 変更					
P	LTR	DESCRIPTION	DATE	DWN	APVD
	A	RELEASED	31AUG2010	YS	HY
	A1	REVISED ECR-16-007896	03JUN2016	KK	RK
	A2	REVISED ECR-21-114437	12OCT2021	TA	RK



1. 嵌合相手型番: 2013029-4  
PART NUMBER OF CAP HOUSING TO BE MATED: 2013029-4
2. キャビティ構成: TABLE-2参照  
DETAILS OF CAVITIES: SEE TABLE-2
3. 本製品の取扱は、取扱説明書NO. 411-78199に従うこと  
HANDLING OF THIS PART SHOULD FOLLOW THE INSTRUCTION SHEET NO.411-78199

CIRCUIT NO. 極数	回路番号	APPLIED CONTACT P/N 適用端子型番	APPLICABLE WIRE RANGE 適用電線
12	5, 6 13~22	1827855-1	CHFUS/CIVUS 0.22~0.35mm <sup>2</sup>
		1827855-4	CHFUS/CIVUS 0.13~0.22mm <sup>2</sup>
		1903703-1	CHFUS/CIVUS 0.22~0.35mm <sup>2</sup>
12	1~4 7~12 23, 24	1827855-1	CHFUS/CIVUS 0.22~0.35mm <sup>2</sup>
		1827855-2	CHFUS/CIVUS 0.35~0.5mm <sup>2</sup>
		1827855-3	CPEX 0.22mm <sup>2</sup>
		1903703-1	CHFUS/CIVUS 0.22~0.35mm <sup>2</sup>
		1827855-4	CHFUS/CIVUS 0.13~0.22mm <sup>2</sup>

THIS DRAWING IS A CONTROLLED DOCUMENT.

DIMENSIONS:  
単位: 耗  
mm

TOLERANCES UNLESS OTHERWISE SPECIFIED:  
一般公差 ±0.3  
0-PLC ±  
1-PLC ±0.1  
2-PLC ±0.01  
3-PLC ±0.001  
4-PLC ±0.0001  
ANGLES ±3'00"

MATERIAL  
材料 PBT

FINISH  
仕上 SEE TABLE-1

TABLE-1

PAPER BOX ダンボール箱	PLASTIC BAG ビニール袋	BLACK(黒色)	2013031-2
OUTER 外装	INNER 内装	COLOR	PART NUMBER(型番)
PACKING STYLE 梱包形態			

Y. SUEMITSU 31AUG2010  
 R. KOMIYAMA 31AUG2010  
 H. YAMAGAMI 31AUG2010

**TE** TE Connectivity

NAME  
名称 PLUG ASSEMBLY 24POSITION, TYPE-A  
0.50 SERIES

PRODUCT SPEC  
製品規格 108-78208

APPLICATION SPEC  
取付適用規格 114-5379

WEIGHT 2.29 g

SIZE A3 CAGE CODE 00779 DRAWING NO. C-2013031 RESTRICTED TO -

CUSTOMER DRAWING SCALE 2:1 SHEET 1 OF 1 REV A2

printed on 12 Oct 2021 10:53 ( from FJ024691