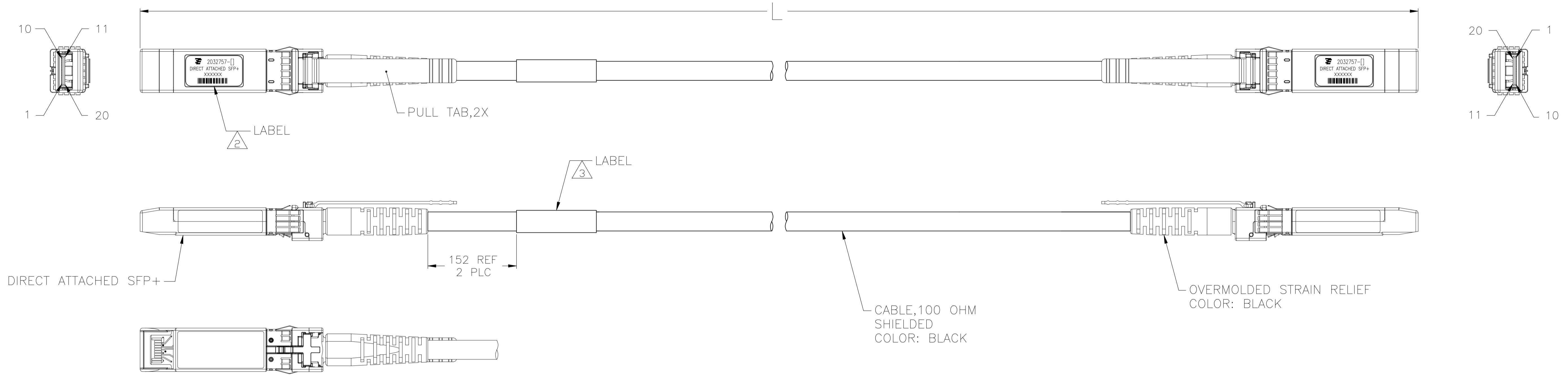
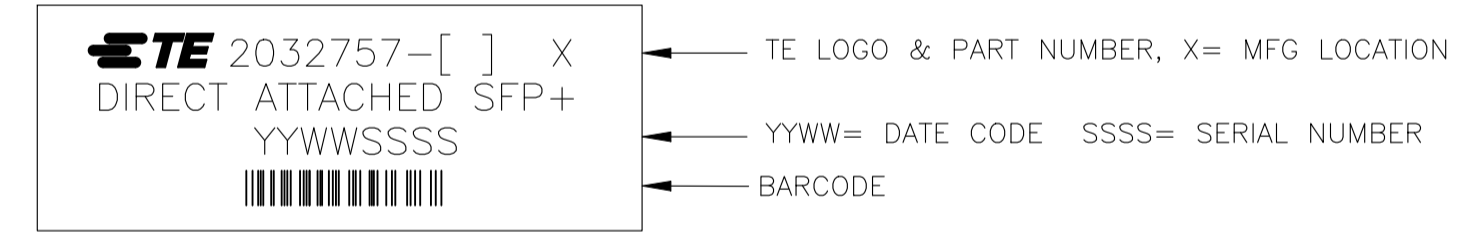


| REVISIONS | | | | |
|-----------|-----------|------------------------------|----|-------|
| REV | DATE | DESCRIPTION | BY | APP'D |
| F | 03JAN2022 | REVISED AS PER ECN-22-132996 | KK | AK |

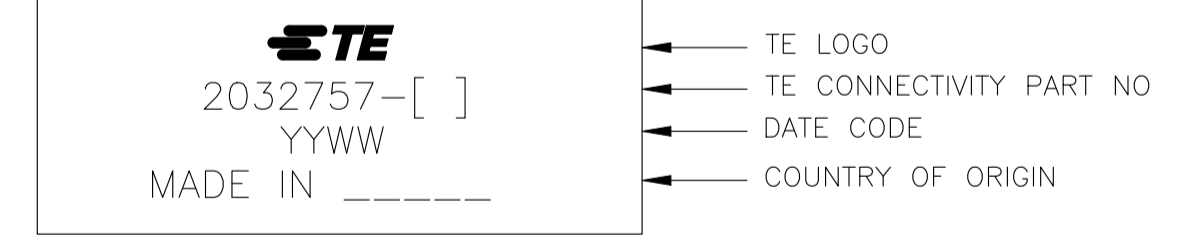


1. CHARACTERISTIC IMPEDANCE: 100±10 OHMS (MEASURED DIFFERENTIALLY)

2 LABEL INFORMATION:



3 LABEL INFORMATION:



4. SEE SHEET 2 FOR WIRING SCHEMATIC.

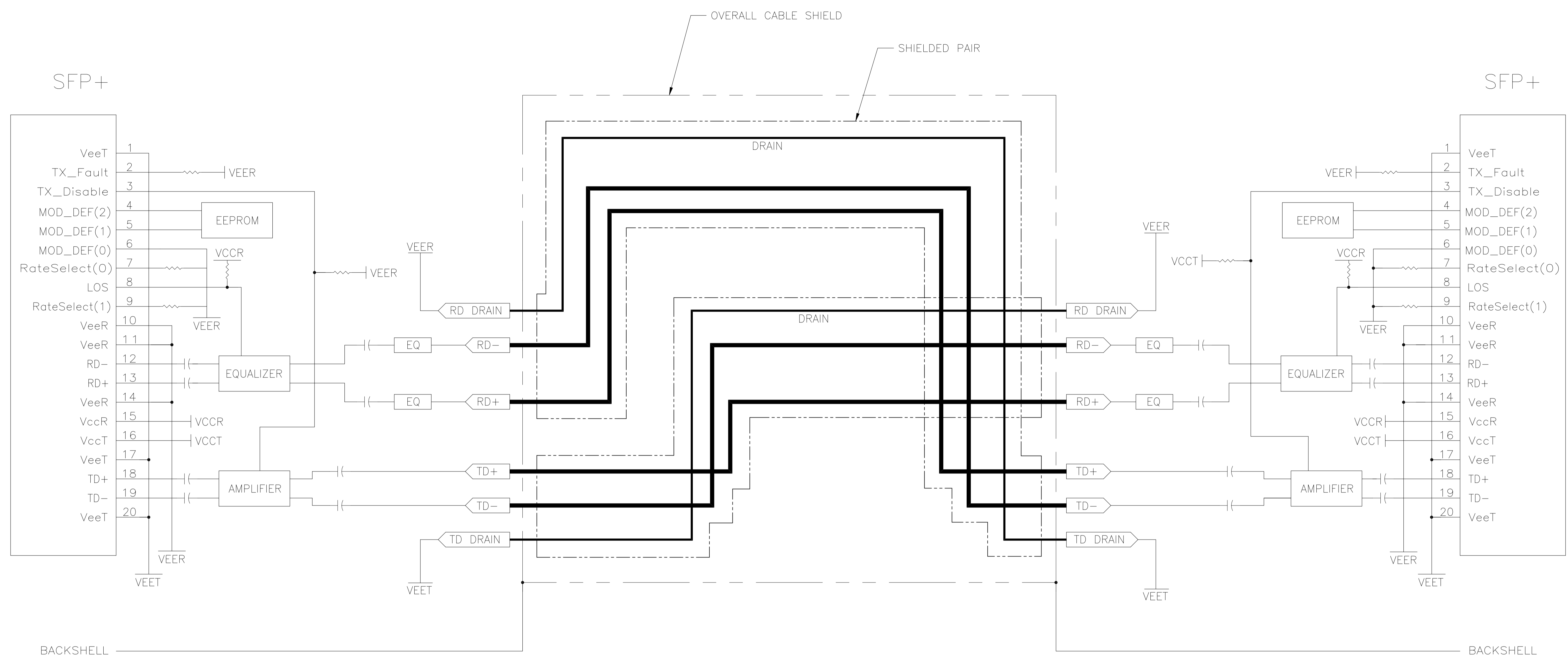
5. ROHS COMPLIANCE: PRODUCT AND PROCESSING MEETS REQUIREMENTS OF TE CONNECTIVITY SPECIFICATION TEC-138-702.

| | | | | |
|-------------|-----|-------------|--------|-------------|
| 24 AWG | 15 | +0.12 -0 | METERS | 1-2032757-6 |
| 24 AWG | 14 | +0.12 -0 | METERS | 1-2032757-5 |
| 24 AWG | 13 | +0.12 -0 | METERS | 1-2032757-4 |
| 24 AWG | 12 | +0.12 -0 | METERS | 1-2032757-3 |
| 24 AWG | 11 | +0.12 -0 | METERS | 1-2032757-2 |
| 28 AWG | 10 | +0.12 -0 | METERS | 1-2032757-1 |
| 28 AWG | 9 | +0.1 -0 | METERS | 1-2032757-0 |
| 30 AWG | 8 | +0.1 -0 | METERS | 2032757-9 |
| 30 AWG | 7 | +0.1 -0 | METERS | 2032757-8 |
| 30 AWG | 6 | +0.1 -0 | METERS | 2032757-7 |
| 30 AWG | 5 | +0.1 -0 | METERS | 2032757-6 |
| 30 AWG | 4 | +0.08 -0 | METERS | 2032757-5 |
| 30 AWG | 3 | +0.08 -0 | METERS | 2032757-4 |
| 30 AWG | 2 | +0.08 -0 | METERS | 2032757-3 |
| 30 AWG | 1 | +0.05 -0 | METERS | 2032757-2 |
| 30 AWG | 0.5 | +0.05 -0 | METERS | 2032757-1 |
| CABLE GAUGE | | L | | PART NO |

THIS DRAWING IS A CONTROLLED DOCUMENT.

| | | | | |
|-------------|--|-----------------------------|-----------------------------------|---------------|
| DIMENSIONS: | TOLERANCES UNLESS OTHERWISE SPECIFIED: | DIN T. SMITH 20APR2009 | TE Connectivity Ltd. | |
| mm | 0. PLC ± - 1. PLC ± - 2. PLC ± - 3. PLC ± - 4. PLC ± - ANGLES ± - | CHK D. LAWRENCE 20APR2009 | CABLE ASSY.SFP+ TO SFP+ NI_PLATED | |
| MATERIAL | FINISH | APP'D D. LAWRENCE 20APR2009 | SIZE | RESTRICTED TO |
| | | APPLICATION SPEC | 00779 | 0 |
| | | WEIGHT | A1 | 0 |
| | | CUSTOMER DRAWING | SCALE 1:1 | SHEET 1 OF 2 |

| REVISIONS | | | | |
|-----------|------|-------------|----|-------|
| REV | DATE | DESCRIPTION | BY | APP'D |
| 1 | - | SEE SHEET 1 | - | - |



| | | | |
|--|--|-----------------------------|---|
| THIS DRAWING IS A CONTROLLED DOCUMENT. | | DWG: T.SMITH 20APR2009 | TE Connectivity Ltd. |
| DIMENSIONS: mm | | CHK: D.LAWRENCE 20APR2009 | |
| TOLERANCES UNLESS OTHERWISE SPECIFIED: 0. PLC ± - 1. PLC ± - 2. PLC ± - 3. PLC ± - 4. PLC ± - ANGLES ± - | | APP'D: D.LAWRENCE 20APR2009 | NAME: CABLE ASSY.SFP+ TO SFP+ NI_PLATED |
| | | PRODUCT SPEC: - | APPLICATION SPEC: - |
| MATERIAL: - | | WEIGHT: - | RESTRICTED TO: - |
| FINISH: - | | SIZE: A1 | CAGE CODE: 00779 |
| CUSTOMER DRAWING | | DRAWING NO: 2032757 | SCALE: 1:1 |
| | | SHEET: 2 | OF: 2 |
| | | REV: F | |