THIS DRAWING IS UNPUBLISHED. RELEASED FOR PUBLICATION 20
© COPYRIGHT 20 BY - ALL RIGHTS RESERVED.

CODING I

LOC	DIST
ES	00

REVISIONS

P	LTR	DESCRIPTION	DATE	DWN	APVD
	D9	ECN-23-216491	08JUN23	J.H	J.Z
	D10	ECN-23-219718	29JUN23	J.H	J.Z
	D11	ECN-24-249251	25JAN24	J.Y	J.Z
	D12	ECN-24-254253	30FEB24	J.H	J.Z

PIN OUT CONFIGURATION

		1A	1B	1C	1D	1E	1F	1G	1H	1J	1K	1L	1M	1N	1O	1P	1Q	2A	2B	2C	2D	2E	2F	2G	2H	2J	2K	2L	2M	2N	2O	2P	2Q	3A	3B	3C	3D	3E	3F	3G	3H	3J	3K	3L	3M	3N	3O	3P	3Q	4A	4B	4C	4D	4E	4F	4G	4H	4J	4K	4L	4M	4N	4O	4P	4Q
		1	2	3	4	5	6	7	8	9	10	11	12	13	14	15	16	17	18	19	20	21	22	23	24	25	26	27	28	29	30	31	32	33	34	35	36	37	38	39	40	41	42	43	44	45	46	47	48	49	50	51	52	53	54	55	56	57	58	59	60	61	62	63	64
NA	2421112-6					X		X	X					X	X	X						X		X	X					X	X	X								X	X	X	X	X	X																												
NA	2421112-5					X		X	X					X	X	X						X		X	X					X	X	X								X	X	X	X	X	X	X		X																									X
NA	2421112-4	X		X	X		X	X								X	X		X	X			X	X	X		X		X		X			X	X		X	X	X																																
NA	2421112-3	X		X	X											X	X		X	X			X	X	X		X		X		X			X	X		X	X	X																																
NA	2421112-2				X	X		X	X	X	X	X	X	X					X	X		X			X	X	X	X	X	X			X	X	X	X		X	X	X																														
NA	2421112-1	X	X	X	X	X	X	X	X	X			X	X	X		X	X	X	X	X	X	X	X	X	X	X	X	X	X			X	X	X	X	X	X	X	X	X	X	X	X	X	X	X	X	X	X	X	X	X	X	X	X	X	X	X	X	X	X	X	X	X	X
081	8-2050036-1					X		X	X	X				X	X	X						X		X	X	X				X	X	X								X	X	X	X	X	X	X		X																									X
071	7-2050036-1	X		X	X											X	X		X	X			X	X	X		X		X	X	X		X						X		X	X	X	X	X		X		X	X	X		X		X	X	X	X	X		X		X		X	X	X	X	X	X
061	6-2050036-1	X		X	X		X	X								X	X		X	X			X	X	X		X		X		X			X	X		X	X	X																														
051	5-2050036-1	X	X			X	X	X		X		X	X		X	X	X	X	X	X	X	X	X	X	X				X	X	X	X	X		X	X	X	X																														
041	4-2050036-1	X				X	X	X							X	X	X	X	X		X	X		X	X	X				X	X	X	X	X		X	X	X	X																														
031	3-2050036-1	X	X	X	X	X	X	X	X				X		X	X		X	X			X	X	X	X			X	X		X	X	X	X	X	X	X	X	X	X	X	X	X	X	X	X	X	X	X	X	X	X	X	X	X	X	X	X	X	X	X	X	X	X	X
021	2-2050036-1	X				X	X	X								X	X	X			X	X		X	X	X				X	X	X				X	X	X																														
011	1-2050036-1	X				X	X	X								X	X	X	X		X	X		X	X	X	X			X	X	X	X			X	X	X	X																														
099	2050036-1	X	X	X	X	X	X	X	X	X	X	X	X	X	X	X	X	X	X	X	X	X	X	X	X	X	X	X	X	X	X	X	X	X	X	X	X	X	X	X	X	X	X	X	X	X	X	X	X	X	X	X	X	X	X	X	X	X	X	X	X	X	X	X	X
MARKING FOR PINOUT CONFIGURATION	TE PN	1	2	3	4	5	6	7	8	9	10	11	12	13	14	15	16	17	18	19	20	21	22	23	24	25	26	27	28	29	30	31	32	33	34	35	36	37	38	39	40	41	42	43	44	45	46	47	48	49	50	51	52	53	54	55	56	57	58	59	60	61	62	63	64

BLANKED CAVITIES INDICATE CLOSED LOCATIONS

WITH "X" MARKED CAVITIES INDICATE OPEN LOCATIONS

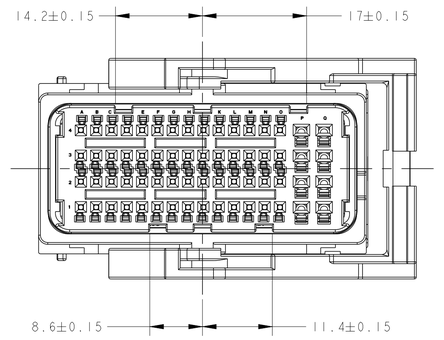

CODING I
BLACK
LEVER RIGHT
CABLE EXIT LEFT

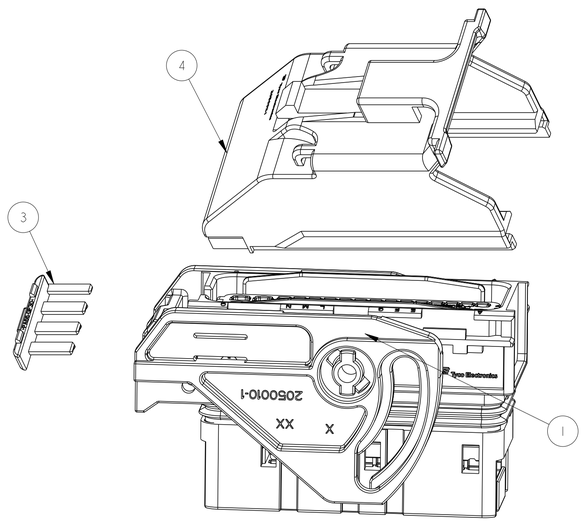

NOTES:

1. EQUAL QUANTITY OF x-2050036-x COMPONENTS TO BE PACKAGED TOGETHER IN SAME SHIPPING BOX.
2. APPLICABLE TERMINALS

TERMINALS					
T0.64	1355900	X-968220-X	0.35	Ø1.20-1.30	BLIND PLUG PN 1394871-1
		X-96822I-X	0.5-0.75	Ø1.40-1.90	
T1.5	638652	638652-2	0.5-1.0	Ø1.40-2.10	BLIND PLUG PN 1670108-1
		638652-1	1.0-1.5	Ø1.90-2.40	
TERMINAL	REFER TO DRAWING	TERMINALS OF TE PN	WIRE SIZE (mm2)	WIRE SIZE DIAMETER mm	NOTES

X-2050036-6	X-2050036-5	5/6/7/8-2421112-X	X-2050036-4	X-2050036-3	X-2050036-2	0/1/2/3/4-2421112-X	X-2050036-1	COMPONENT PART NO.	DESCRIPTION	ITEM NO.
1	1	1	1	1	1	1	1	2050011-2	COVER FOR 64POS. REC. HOUSING	4
1	1	1	1	1	1	1	1	2050013-2	SHORT RETAINER FOR 64POS.REC. HOUSING	3
1	1	1	1	1	1	1	1	2050009-2	RETAINER FOR 64POS. REC. HOUSING	2
1								X-2050004-6	64POS.MIXED REC. HOUSING	1
	1							X-2050004-5	64POS.MIXED REC. HOUSING	1
		1						5/6/7/8-2421119-X	64POS.MIXED REC. HOUSING	
			1					X-2050004-4	64POS.MIXED REC. HOUSING	1
				1				X-2050004-3	64POS.MIXED REC. HOUSING	1
					1			X-2050004-2	64POS.MIXED REC. HOUSING	1
						1		0/1/2/3/4-2421119-X	64POS.MIXED REC. HOUSING	
							1	X-2050004-1	64POS.MIXED REC. HOUSING	1
PACKING PART NO. & Q'TY										

THIS DRAWING IS A CONTROLLED DOCUMENT.	DWN SEAN.WANG 09APR2008	TE Connectivity	
	CHK A.GUANCO 09APR2008		
DIMENSIONS: mm	APVD K.ODA 09APR2008	NAME PACKAGE COMPONENTS LIST 64POS.MIXED REC.HOUSING -	
TOLERANCES UNLESS OTHERWISE SPECIFIED: 0 PLC ± 1 / 1 PLC ± 0.5 / 2 PLC ± 0.13 / 3 PLC ± 0.013 / 4 PLC ± 0.0001 / ANGLES ±	PRODUCT SPEC -	SIZE A1	CAGE CODE 00779
	APPLICATION SPEC -	DRAWING NO C-2050036	RESTRICTED TO -
MATERIAL -	WEIGHT 47.5g	SHEET 1 OF 4	REV D12
FINISH -	CUSTOMER DRAWING	SCALE 2:1	

THIS DRAWING IS UNPUBLISHED. RELEASED FOR PUBLICATION 20
© COPYRIGHT 20 BY - ALL RIGHTS RESERVED.

CODING 1

LOC	DIST
ES	00

REVISIONS

P	LTR	DESCRIPTION	DATE	DWN	APVD
	D9	ECN-23-216491	08JUN23	J.H	J.Z
	D10	ECN-23-219718	29JUN23	J.H	J.Z
	D11	ECN-24-249251	25JAN24	J.Y	J.Z
	D12	ECN-XX-XXXXXX	21FEB2024	J.H	J.Z

PIN OUT CONFIGURATION

		1A	1B	1C	1D	1E	1F	1G	1H	1J	1K	1L	1M	1N	1O	1P	1Q	2A	2B	2C	2D	2E	2F	2G	2H	2J	2K	2L	2M	2N	2O	2P	2Q	3A	3B	3C	3D	3E	3F	3G	3H	3J	3K	3L	3M	3N	3O	3P	3Q	4A	4B	4C	4D	4E	4F	4G	4H	4J	4K	4L	4M	4N	4O	4P	4Q
		1	2	3	4	5	6	7	8	9	10	11	12	13	14	15	16	17	18	19	20	21	22	23	24	25	26	27	28	29	30	31	32	33	34	35	36	37	38	39	40	41	42	43	44	45	46	47	48	49	50	51	52	53	54	55	56	57	58	59	60	61	62	63	64
D12 NA	7-2050036-4	X		X	X		X	X								X	X		X	X			X	X	X		X		X	X				X	X		X	X	X	X	X					X		X		X		X	X		X	X	X				X		X		X		X	X
064	6-2050036-4	X		X	X		X	X								X	X		X	X			X	X	X		X		X		X			X			X	X	X	X	X					X		X		X		X	X		X	X	X				X		X		X		X	X
054	5-2050036-4	X		X	X		X	X								X	X		X	X			X	X	X		X		X	X	X			X			X	X	X	X	X					X		X		X		X	X		X	X	X				X		X		X		X	X
044	4-2050036-4	X				X	X	X							X	X	X	X	X		X	X		X	X	X			X	X	X	X	X		X	X	X	X				X		X		X			X		X				X		X		X	X						X	X
034	3-2050036-4	X	X	X	X	X	X	X	X				X		X	X		X	X			X	X	X	X			X	X		X	X	X	X	X	X	X	X	X	X	X	X	X	X	X	X	X	X	X		X					X	X	X	X					X	X	X	X
024	2-2050036-4	X				X	X	X								X	X	X			X	X		X	X	X			X		X	X	X			X	X	X				X		X		X		X			X				X		X		X		X		X	X					X	X
014	1-2050036-4	X				X	X	X							X	X	X	X	X		X	X		X	X	X			X	X	X	X			X	X	X				X		X		X			X		X				X	X	X	X		X	X	X	X					X	X	X	X
099	2050036-4	X	X	X	X	X	X	X	X	X	X	X	X	X	X	X	X	X	X	X	X	X	X	X	X	X	X	X	X	X	X	X	X	X	X	X	X	X	X	X	X	X	X	X	X	X	X	X	X	X	X	X	X	X	X	X	X	X	X	X	X	X	X	X	X	X	X	X	X
MARKING FOR PINOUT CONFIGURATION	TE PN	1	2	3	4	5	6	7	8	9	10	11	12	13	14	15	16	17	18	19	20	21	22	23	24	25	26	27	28	29	30	31	32	33	34	35	36	37	38	39	40	41	42	43	44	45	46	47	48	49	50	51	52	53	54	55	56	57	58	59	60	61	62	63	64

BLANKED CAVITIES INDICATE CLOSED LOCATIONS

WITH "X" MARKED CAVITIES INDICATE OPEN LOCATIONS

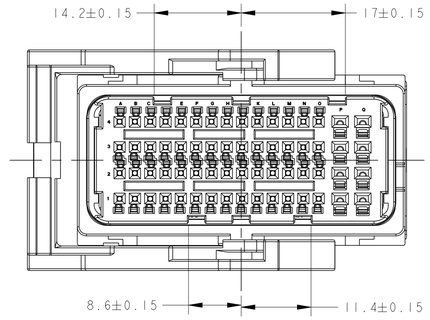

CODING 1
BLACK
LEVER LEFT
CABLE EXIT RIGHT

THIS DRAWING IS A CONTROLLED DOCUMENT.

DIMENSIONS: mm

TOLERANCES UNLESS OTHERWISE SPECIFIED:
0 PLC ±
1 PLC ±0.5
2 PLC ±0.13
3 PLC ±0.013
4 PLC ±0.0001
ANGLES ±

MATERIAL - -

FINISH - -

DWN SEAN.WANG 09APR2008
CHK A.GUANCO 09APR2008
APVD K.ODA 09APR2008

PRODUCT SPEC -

APPLICATION SPEC -

WEIGHT 47.5g

TE Connectivity

NAME PACKAGE COMPONENTS LIST 64POS.MIXED REC.HOUSING -

SIZE	CAGE CODE	DRAWING NO	RESTRICTED TO
A1	00779	C-2050036	-

CUSTOMER DRAWING | SCALE 2:1 | SHEET 2 OF 4 | REV D12

THIS DRAWING IS UNPUBLISHED. RELEASED FOR PUBLICATION 20
© COPYRIGHT 20 BY - ALL RIGHTS RESERVED.

LOC	DIST
ES	00

REVISIONS

P	LTR	DESCRIPTION	DATE	DWN	APVD
	-	SEE SHEET 1	-	-	-

CODING 2

PIN OUT CONFIGURATION

		1A	1B	1C	1D	1E	1F	1G	1H	1J	1K	1L	1M	1N	1O	1P	1Q
		1	2	3	4	5	6	7	8	9	10	11	12	13	14	15	16
099	2050036-2	X	X	X	X	X	X	X	X	X	X	X	X	X	X	X	X
MARKING FOR PINOUT CONFIGURATION	TE PN	1	2	3	4	5	6	7	8	9	10	11	12	13	14	15	16

		2A	2B	2C	2D	2E	2F	2G	2H	2J	2K	2L	2M	2N	2O	2P	2Q
		17	18	19	20	21	22	23	24	25	26	27	28	29	30	31	32
099	2050036-2	X	X	X	X	X	X	X	X	X	X	X	X	X	X	X	X
MARKING FOR PINOUT CONFIGURATION	TE PN	17	18	19	20	21	22	23	24	25	26	27	28	29	30	31	32

		3A	3B	3C	3D	3E	3F	3G	3H	3J	3K	3L	3M	3N	3O	3P	3Q
		33	34	35	36	37	38	39	40	41	42	43	44	45	46	47	48
099	2050036-2	X	X	X	X	X	X	X	X	X	X	X	X	X	X	X	X
MARKING FOR PINOUT CONFIGURATION	TE PN	33	34	35	36	37	38	39	40	41	42	43	44	45	46	47	48

		4A	4B	4C	4D	4E	4F	4G	4H	4J	4K	4L	4M	4N	4O	4P	4Q
		49	50	51	52	53	54	55	56	57	58	59	60	61	62	63	64
099	2050036-2	X	X	X	X	X	X	X	X	X	X	X	X	X	X	X	X
MARKING FOR PINOUT CONFIGURATION	TE PN	49	50	51	52	53	54	55	56	57	58	59	60	61	62	63	64

BLANKED CAVITIES INDICATE CLOSED LOCATIONS

WITH "X" MARKED CAVITIES INDICATE OPEN LOCATIONS

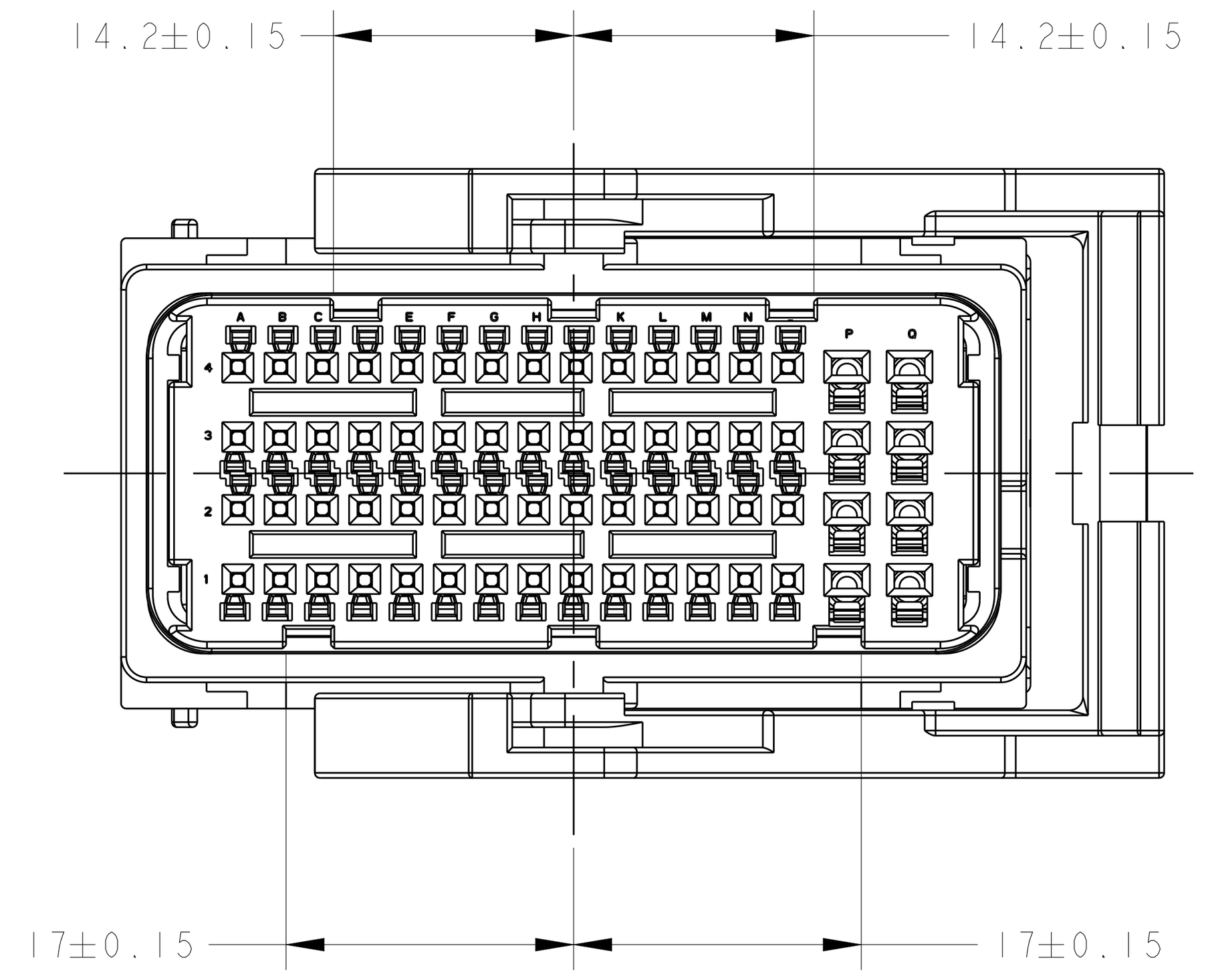

CODING 2
GREY
LEVER RIGHT
CABLE EXIT LEFT

CODING 2

PIN OUT CONFIGURATION

		1A	1B	1C	1D	1E	1F	1G	1H	1J	1K	1L	1M	1N	1O	1P	1Q
		1	2	3	4	5	6	7	8	9	10	11	12	13	14	15	16
099	2050036-5	X	X	X	X	X	X	X	X	X	X	X	X	X	X	X	X
MARKING FOR PINOUT CONFIGURATION	TE PN	1	2	3	4	5	6	7	8	9	10	11	12	13	14	15	16

		2A	2B	2C	2D	2E	2F	2G	2H	2J	2K	2L	2M	2N	2O	2P	2Q
		17	18	19	20	21	22	23	24	25	26	27	28	29	30	31	32
099	2050036-5	X	X	X	X	X	X	X	X	X	X	X	X	X	X	X	X
MARKING FOR PINOUT CONFIGURATION	TE PN	17	18	19	20	21	22	23	24	25	26	27	28	29	30	31	32

		3A	3B	3C	3D	3E	3F	3G	3H	3J	3K	3L	3M	3N	3O	3P	3Q
		33	34	35	36	37	38	39	40	41	42	43	44	45	46	47	48
099	2050036-5	X	X	X	X	X	X	X	X	X	X	X	X	X	X	X	X
MARKING FOR PINOUT CONFIGURATION	TE PN	33	34	35	36	37	38	39	40	41	42	43	44	45	46	47	48

		4A	4B	4C	4D	4E	4F	4G	4H	4J	4K	4L	4M	4N	4O	4P	4Q
		49	50	51	52	53	54	55	56	57	58	59	60	61	62	63	64
099	2050036-5	X	X	X	X	X	X	X	X	X	X	X	X	X	X	X	X
MARKING FOR PINOUT CONFIGURATION	TE PN	49	50	51	52	53	54	55	56	57	58	59	60	61	62	63	64

BLANKED CAVITIES INDICATE CLOSED LOCATIONS

WITH "X" MARKED CAVITIES INDICATE OPEN LOCATIONS

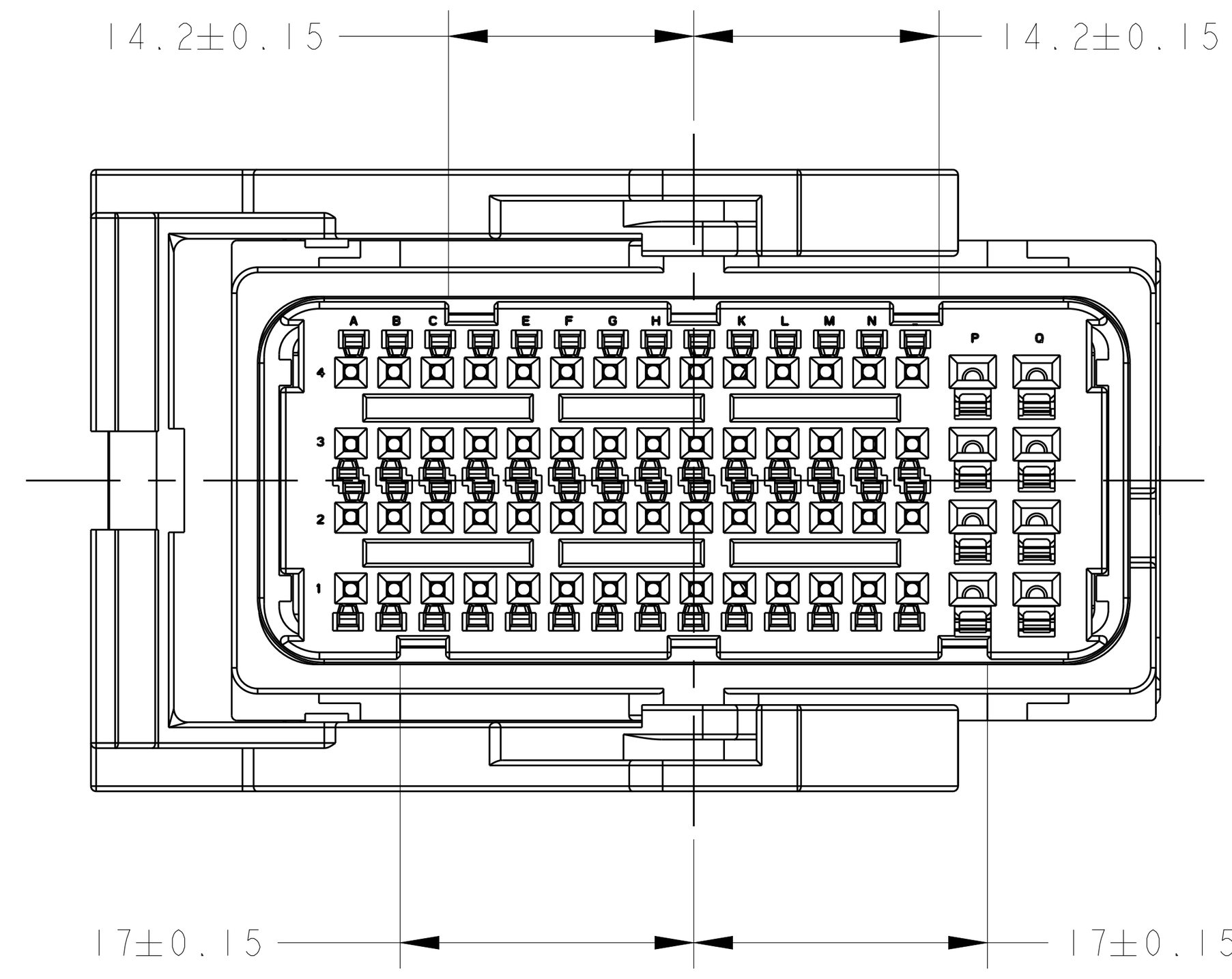

CODING 2
GREY
LEVER LEFT
CABLE EXIT RIGHT

THIS DRAWING IS A CONTROLLED DOCUMENT.

DWN	SEAN.WANG 09APR2008
CHK	A.GUANCO 09APR2008
APVD	K.ODA 09APR2008
PRODUCT SPEC	-
APPLICATION SPEC	-
WEIGHT	47.5g
DIMENSIONS:	mm
TOLERANCES UNLESS OTHERWISE SPECIFIED:	~~0 PLC ±~~ ~~1 PLC ±0.5~~ ~~2 PLC ±0.13~~ ~~3 PLC ±0.013~~ ~~4 PLC ±0.0001~~ ANGLES ±-
MATERIAL	- -
FINISH	- -

TE Connectivity

NAME: PACKAGE COMPONENTS LIST 64POS.MIXED REC.HOUSING -

SIZE	CAGE CODE	DRAWING NO	RESTRICTED TO
A1	00779	C-2050036	-

CUSTOMER DRAWING

SCALE 1:1 SHEET 3 OF 4 REV D12

8	7	6	5	4	3	2	1

THIS DRAWING IS UNPUBLISHED. RELEASED FOR PUBLICATION 20
© COPYRIGHT 20 BY - ALL RIGHTS RESERVED.

LOC	DIST
ES	00

REVISIONS

P	LTR	DESCRIPTION	DATE	DWN	APVD
	-	SEE SHEET 1	-	-	-

CODING 3

PIN OUT CONFIGURATION

		1A	1B	1C	1D	1E	1F	1G	1H	1J	1K	1L	1M	1N	1O	1P	1Q
		1	2	3	4	5	6	7	8	9	10	11	12	13	14	15	16
099	2050036-3	X	X	X	X	X	X	X	X	X	X	X	X	X	X	X	X
MARKING FOR PINOUT CONFIGURATION	TE PN	1	2	3	4	5	6	7	8	9	10	11	12	13	14	15	16

		2A	2B	2C	2D	2E	2F	2G	2H	2J	2K	2L	2M	2N	2O	2P	2Q
		17	18	19	20	21	22	23	24	25	26	27	28	29	30	31	32
099	2050036-3	X	X	X	X	X	X	X	X	X	X	X	X	X	X	X	X
MARKING FOR PINOUT CONFIGURATION	TE PN	17	18	19	20	21	22	23	24	25	26	27	28	29	30	31	32

		3A	3B	3C	3D	3E	3F	3G	3H	3J	3K	3L	3M	3N	3O	3P	3Q
		33	34	35	36	37	38	39	40	41	42	43	44	45	46	47	48
099	2050036-3	X	X	X	X	X	X	X	X	X	X	X	X	X	X	X	X
MARKING FOR PINOUT CONFIGURATION	TE PN	33	34	35	36	37	38	39	40	41	42	43	44	45	46	47	48

		4A	4B	4C	4D	4E	4F	4G	4H	4J	4K	4L	4M	4N	4O	4P	4Q
		49	50	51	52	53	54	55	56	57	58	59	60	61	62	63	64
099	2050036-3	X	X	X	X	X	X	X	X	X	X	X	X	X	X	X	X
MARKING FOR PINOUT CONFIGURATION	TE PN	49	50	51	52	53	54	55	56	57	58	59	60	61	62	63	64

BLANKED CAVITIES INDICATE CLOSED LOCATIONS

WITH "X" MARKED CAVITIES INDICATE OPEN LOCATIONS

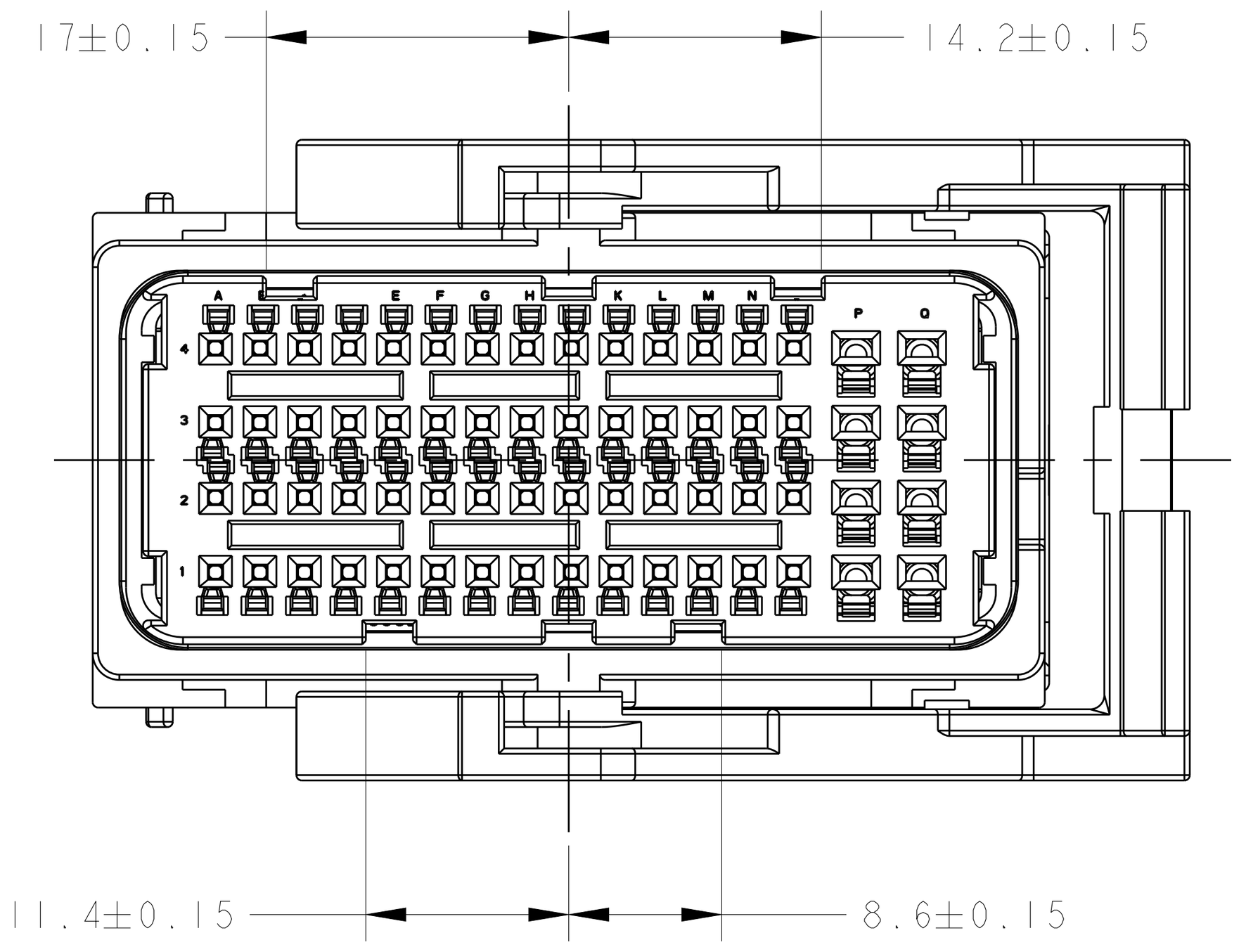

CODING 3
BROWN
LEVER RIGHT
CABLE EXIT LEFT

CODING 3

PIN OUT CONFIGURATION

		1A	1B	1C	1D	1E	1F	1G	1H	1J	1K	1L	1M	1N	1O	1P	1Q
		1	2	3	4	5	6	7	8	9	10	11	12	13	14	15	16
099	2050036-6	X	X	X	X	X	X	X	X	X	X	X	X	X	X	X	X
MARKING FOR PINOUT CONFIGURATION	TE PN	1	2	3	4	5	6	7	8	9	10	11	12	13	14	15	16

		2A	2B	2C	2D	2E	2F	2G	2H	2J	2K	2L	2M	2N	2O	2P	2Q
		17	18	19	20	21	22	23	24	25	26	27	28	29	30	31	32
099	2050036-6	X	X	X	X	X	X	X	X	X	X	X	X	X	X	X	X
MARKING FOR PINOUT CONFIGURATION	TE PN	17	18	19	20	21	22	23	24	25	26	27	28	29	30	31	32

		3A	3B	3C	3D	3E	3F	3G	3H	3J	3K	3L	3M	3N	3O	3P	3Q
		33	34	35	36	37	38	39	40	41	42	43	44	45	46	47	48
099	2050036-6	X	X	X	X	X	X	X	X	X	X	X	X	X	X	X	X
MARKING FOR PINOUT CONFIGURATION	TE PN	33	34	35	36	37	38	39	40	41	42	43	44	45	46	47	48

		4A	4B	4C	4D	4E	4F	4G	4H	4J	4K	4L	4M	4N	4O	4P	4Q
		49	50	51	52	53	54	55	56	57	58	59	60	61	62	63	64
099	2050036-6	X	X	X	X	X	X	X	X	X	X	X	X	X	X	X	X
MARKING FOR PINOUT CONFIGURATION	TE PN	49	50	51	52	53	54	55	56	57	58	59	60	61	62	63	64

BLANKED CAVITIES INDICATE CLOSED LOCATIONS

WITH "X" MARKED CAVITIES INDICATE OPEN LOCATIONS

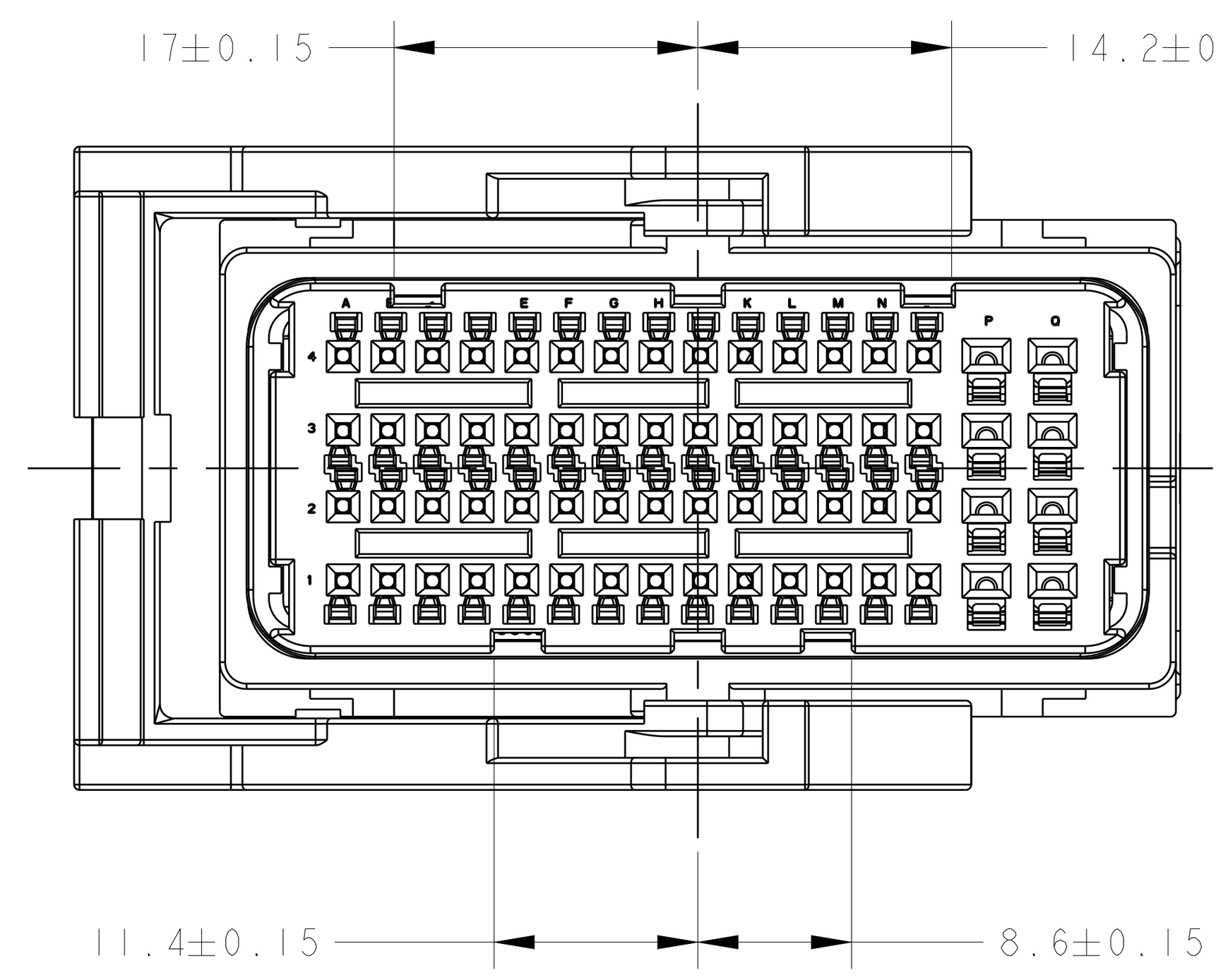

CODING 3
BROWN
LEVER LEFT
CABLE EXIT RIGHT

THIS DRAWING IS A CONTROLLED DOCUMENT.		DWN SEAN, WANG 09APR2008	TE Connectivity
DIMENSIONS: mm	TOLERANCES UNLESS OTHERWISE SPECIFIED: ~~0 PLC ±~~ ~~1 PLC ±0.5~~ ~~2 PLC ±0.13~~ ~~3 PLC ±0.013~~ ~~4 PLC ±0.0001~~ ANGLES ±-	CHK A.GUANCO 09APR2008	NAME PACKAGE COMPONENTS LIST 64POS.MIXED REC.HOUSING -
		APVD K.ODA 09APR2008	
		PRODUCT SPEC -	
		APPLICATION SPEC -	SIZE A1 · CAGE CODE 00779 · DRAWING NO C-2050036 · RESTRICTED TO -
MATERIAL - -	FINISH - -	WEIGHT 47.5g	SCALE 1:1 · SHEET 4 OF 4 · REV D12
		CUSTOMER DRAWING	