

THIS DRAWING IS UNPUBLISHED.

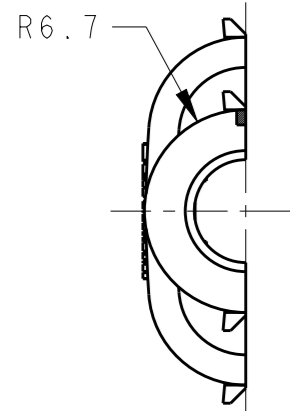
RELEASED FOR PUBLICATION

© COPYRIGHT 19 BY -

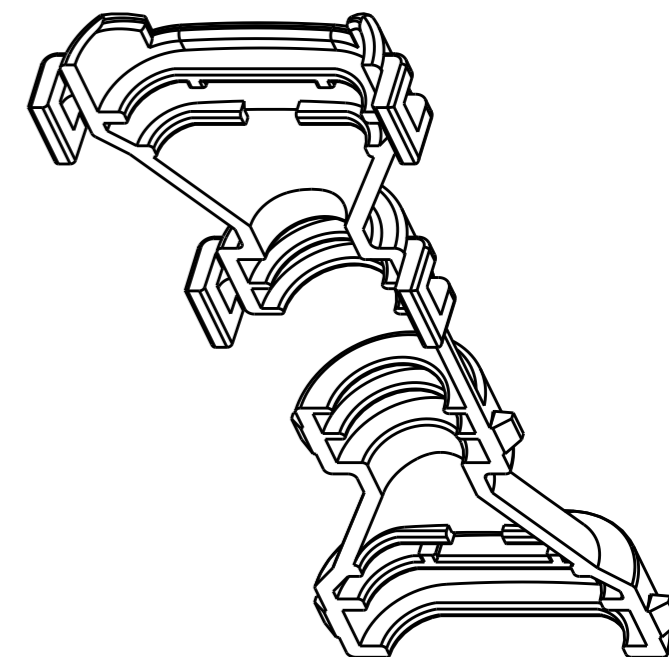
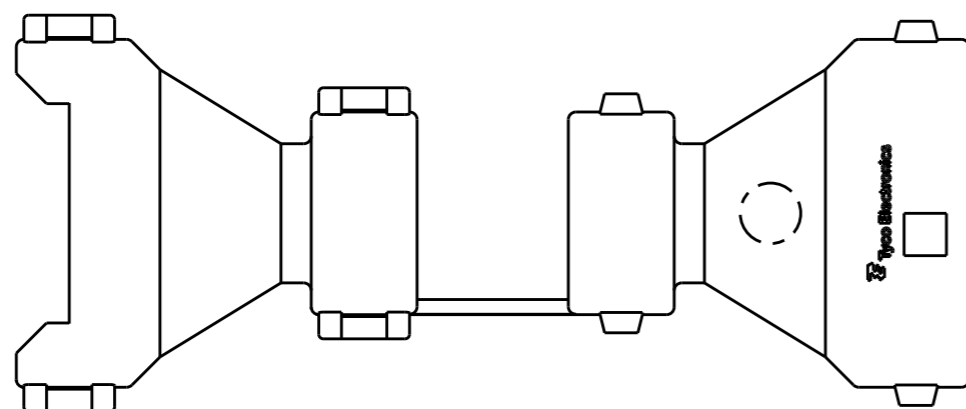
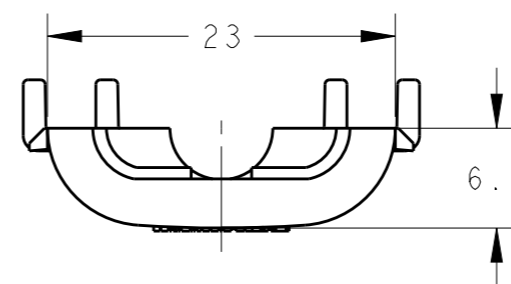
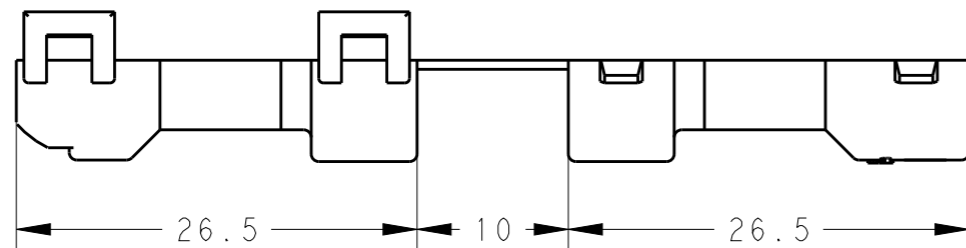
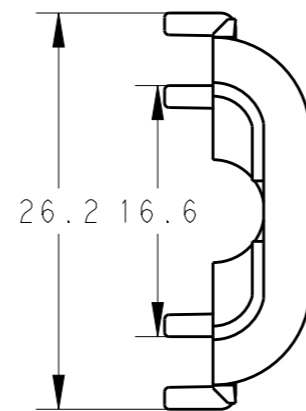
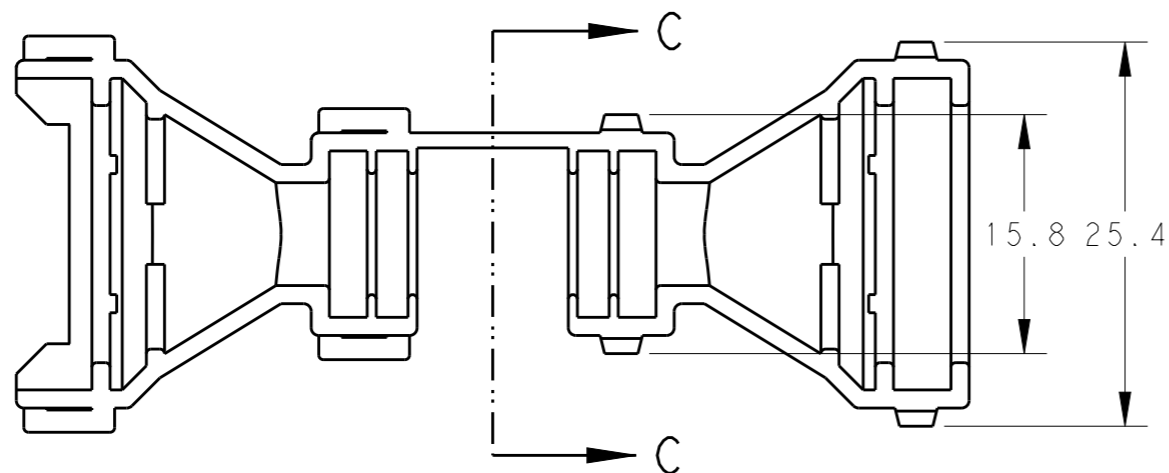
ALL RIGHTS RESERVED.

REVISIONS

P	LTR	DESCRIPTION	DATE	DWN	APVD
	A	INITIAL RELEASED	03DEC2015	R.Z	Y.W



SECTION C-C



NOTES:

- 1 MATERIAL: PA6/6
- 2 GENERAL TOLERANCE: ±0.2
- 3. APPLIED CONNECTOR:

P/N	DESCRIPTION
2050049-1/2	3P SENSOR CONNECTOR

- 4. APPLIED CORRUGATED TUBE:

P/N	DESCRIPTION
1813816-1	NW7.5, PA6, UNSLIT

- 5. PN 2050832-2 FOR GENERAL SALE.

PN 2050832-2

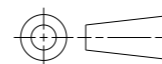
THIS DRAWING IS A CONTROLLED DOCUMENT.

DWN	R. ZHANG	10MAR10
CHK	W. YUAN	10MAR10
APVD	K. ODA	10MAR10



DIMENSIONS:

mm



TOLERANCES UNLESS OTHERWISE SPECIFIED

Ø PLC	±	2
1 PLC	±0.5	
2 PLC	±0.13	
3 PLC	±0.013	
4 PLC	±0.000	
ANGLES	±1	

MATERIAL



FINISH

PRODUCT SPEC

APPLICATION SPEC

WEIGHT

CUSTOMER DRAWING

COVER FOR 3P SENSOR CONNECTOR

SIZE A3 CAGE CODE 00779 DRAWING NO. C-2050832

RESTRICTED TO

SCALE 2:1 SHEET 1 OF 1 REV A