© – TE Connectivity. All Rights Reserved.

REVISIONS					
P	LTR	DESCRIPTION	DATE	DWN	APVD
	A	ECN-24-253091 (GTP)	26FEB2024	SS	WH

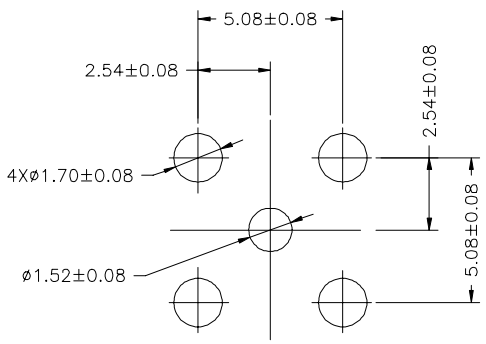

RECOMMENDED PCB LAYOUT

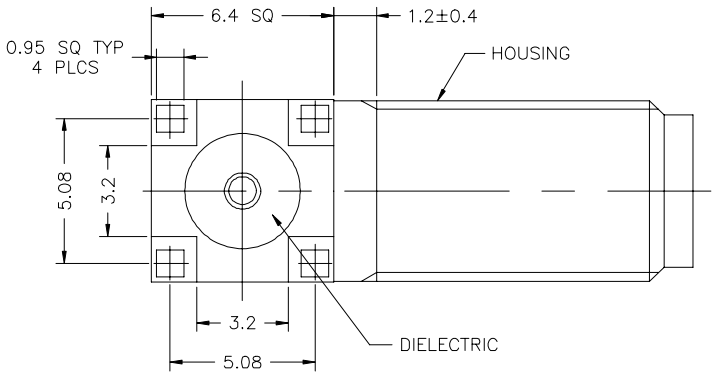

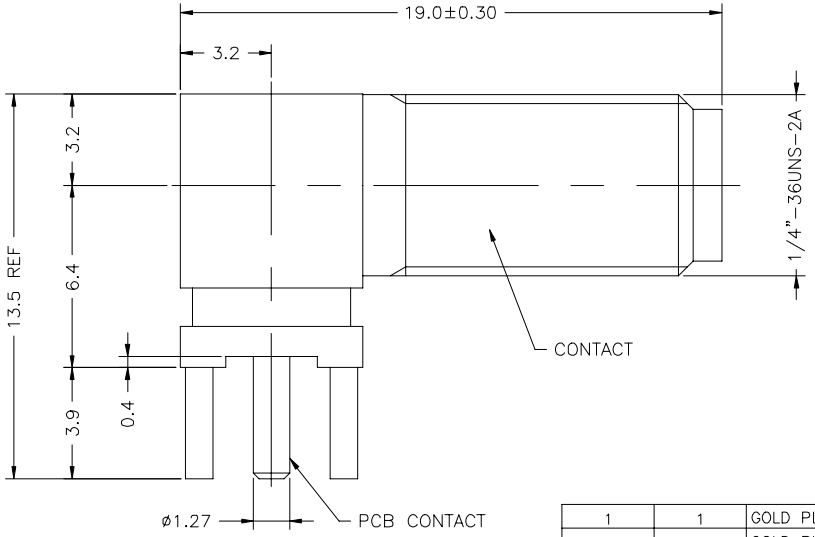

NOTES:

1 PACK IN ACCORDANCE WITH TE SPEC 107-3275

2 ALL DIMENSIONS ARE NOMINAL FOR REFERENCE ONLY UNLESS OTHERWISE STATED

3 PACKAGING: 1 PCS/BAG, 200 PCS/BOX, 1200 PCS/CARTON

4 TRAY PACKAGING

QUANTITY PER ASSY		QUANTITY PER ASSY	PARTS LIST		
2081679-2	2081679-1	PLATING	MATERIAL	DESCRIPTION	ITEM
4	3				
1	1	GOLD PLATING	BRASS	PCB CONTACT	4
1	1	GOLD PLATING	BERYLLIUM COPPER	CONTACT	3
1	1	/	PTFE	INSULATOR	2
1	1	GOLD PLATING	BRASS	BODY	1

ELECTRICAL	MECHANICAL	ENVIRONMENTAL
Impedance (Ohm): 50	Interface Dimension MIL-STD-348B Fig. 310-2	TEMPERATURE RANGE -65°C TO + 165°C
Frequency Range (GHz): DC to 6GHz	Recommended Coupling Torque: 7 to 10 In-Lbs	THERMAL SHOCK: MIL-STD-202, METH.107, COND.B
Voltage Rating (Peak): @ Sea Level 350 V RMS	Force to Engage and Disengage (In/lbs): 2.0 MAX	CORROSION: MIL-STD-202, METH.101, COND.B
Insulation Resistance (MIN.): 1000 M ohms	Center Contact Captivation: Axial (Lbs) 6.0; Radial (In/Oz) N/A	VIBRATION: MIL-STD-202, METH.204, COND.D
Contact Resistance (Milliohms MAX): Center Contact 6.0; Outer Contact 2.0	Cable Retention: Axial (Lbs) N/A	SHOCK: MIL-STD-202, METH.213, COND.I
Dielectric Withstand Voltage: 750 V RMS Max	Mating cycles: 500 cycles	MOISTURE RESISTANCE: MIL-STD-202, METH.106,
Insertion Loss: 0.12*SQRT(F) dB		ROHS: COMPLIANT
VSWR: 1.35 MAX(DC-6GHz)		
RF leakage: N/A		
3rd Intermodulation: N/A		

THIS DRAWING IS A CONTROLLED DOCUMENT.

DIMENSIONS: mm

TOLERANCES UNLESS OTHERWISE SPECIFIED:

0 PLC	± –
1 PLC	± 0.2
2 PLC	± 0.15
3 PLC	± –
4 PLC	± –
ANGLES	± 1°

MATERIAL: SEE TABLE

FINISH: –

DWN	ED	10SEP2021
CHK	RZ	10SEP2021
APVD	WH	10SEP2021
PRODUCT SPEC	—	
APPLICATION SPEC	—	
WEIGHT	5.5	

TE Connectivity

NAME: SMA JACK R/A PCB END – –

SIZE	CAGE CODE	DRAWING NO	RESTRICTED TO
A3	00779	C-2081679	—

CUSTOMER DRAWING | SCALE 6:1 | SHEET 1 OF 1 | REV A

1470-19 (1/15)