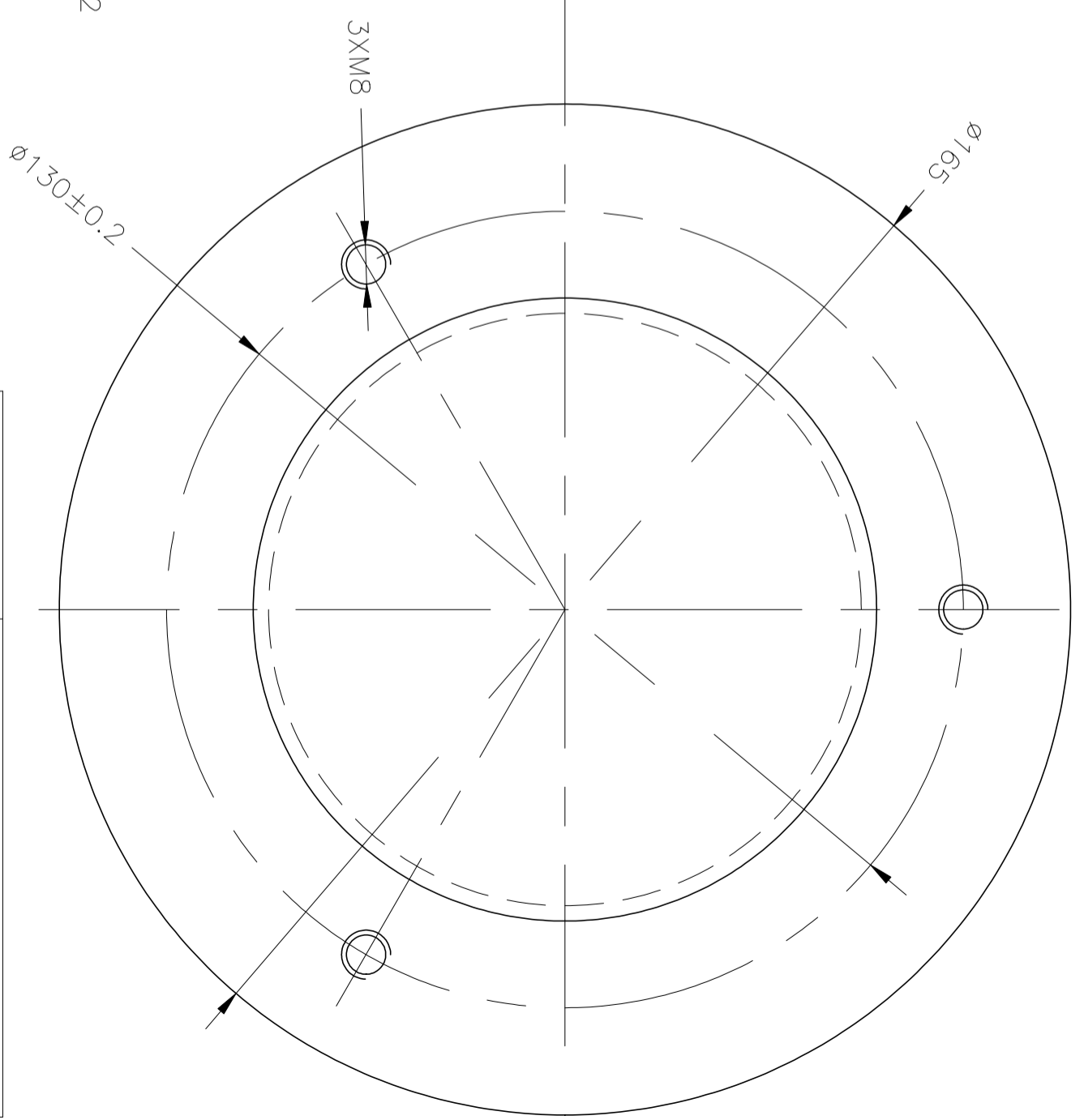
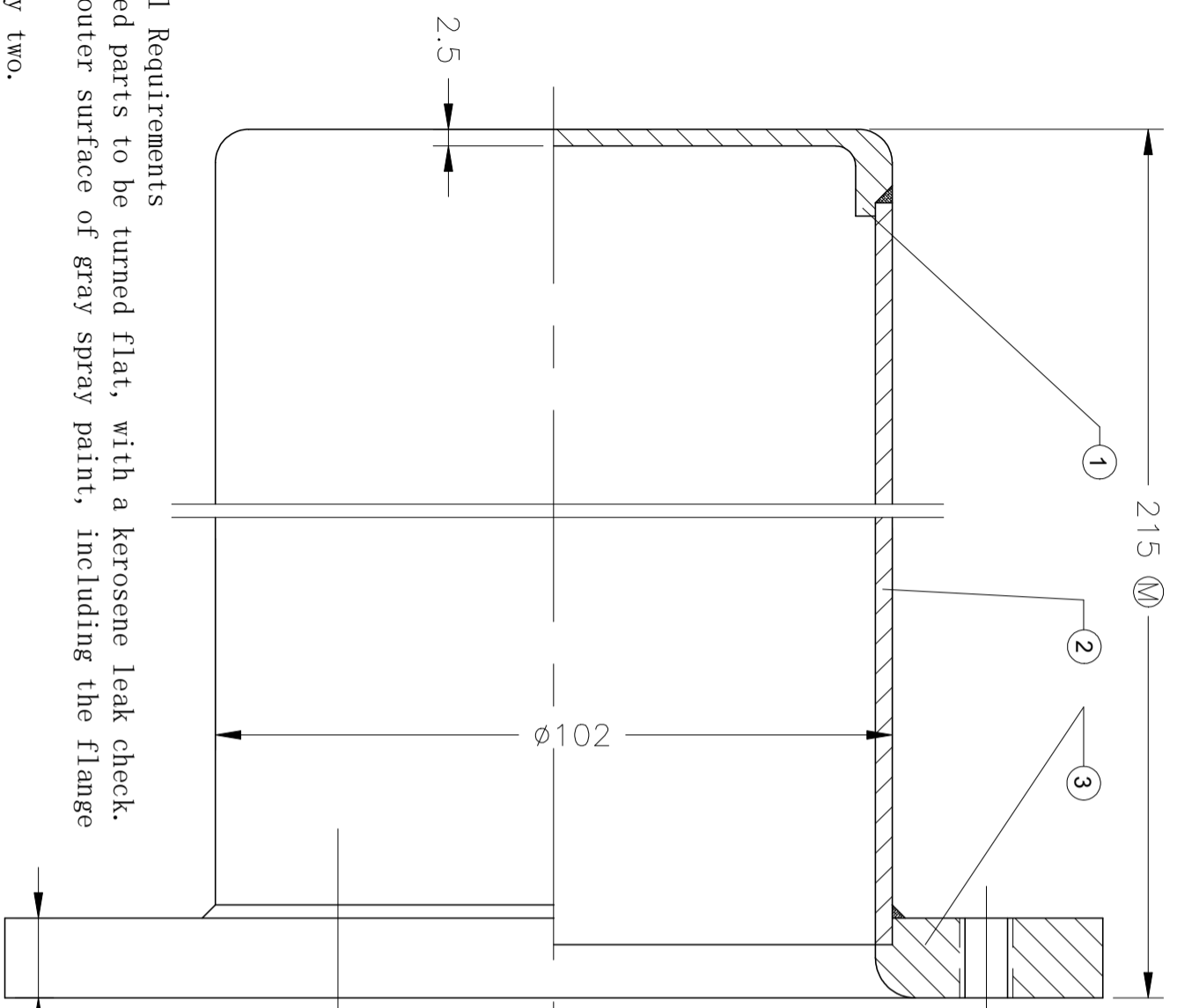


P	LTR	DESCRIPTION	DATE	DWN	APVD
-	-	-	-	-	-



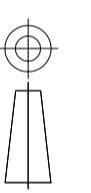
- Technical Requirements**
- welded parts to be turned flat, with a kerosene leak check.
 - the outer surface of gray spray paint, including the flange face,
Spray two.
 - not according to dimensional tolerances Note GB / T 1804 IT10 level.
 - not note form and position tolerance by GB / T 1184 C grade.

2084860-1	MVCA-RPIT-3-CAP
PART NO.	DESCRIPTION

1	A4	2084861-1	FLANGE	3
1		GB/T13793-1992	STEEL TUBE	2
1	A4	2084862-1	ROOF	1
-1	DWG SIZE			
← REVISION OF EACH ASSY NO. (WHEN BLANK, USE DRAWING REVISIONS)				
PARTS LIST				

THIS DRAWING IS A CONTROLLED DOCUMENT.

DIMENSIONS: mm



TOLERANCES UNLESS OTHERWISE SPECIFIED:	FINISH
0 PLC ± -	0 PLC ± -
1 PLC ± -	1 PLC ± -
2 PLC ± -	2 PLC ± -
3 PLC ± -	3 PLC ± -
4 PLC ± -	4 PLC ± -

DWN Zhang yizhong 27APR2011
 CHK Sang wenlei 11MAY2011

APVD Jane Wu 11MAY2011
 PRODUCT SPEC

APPLICATION SPEC

WEIGHT



TE Connectivity Ltd.

MVCA-RPIT-3-PC

SIZE	CAGE CODE	DRAWING NO	RESTRICTED TO
A3	00779	2084860	-

CUSTOMER DRAWING	SCALE 1:1	SHEET 1 OF 1	REV 3
------------------	-----------	--------------	-------