THIS DRAWING IS UNPUBLISHED. RELEASED FOR PUBLICATION 20
© COPYRIGHT 20 BY -TE CONNECTIVITY ALL RIGHTS RESERVED.

LOC	DIST
ES	00

REVISIONS

P	LTR	DESCRIPTION	DATE	DWN	APVD
	A7	ECR-22-129801	24FEB2022	A.X	J.Z
	A8	ECN-23-213822	22MAY2023	M.H	J.Z
	A9	ECN-24-249833	30JAN2024	A.X	J.Z
	A10	ECN-24-255956	12MAR2024	A.X	J.Z

6-2137336-1

(6-2137336-1 IS SAME AS 2137336-1 EXCEPT THE NOTED DIMENSION & MARK & POST)

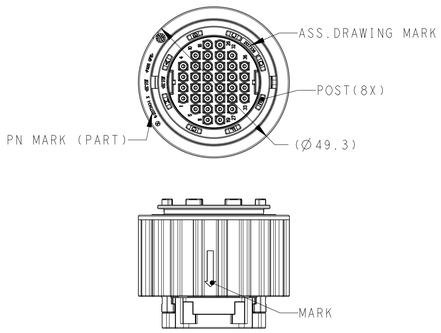

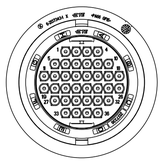

6-2137336-1

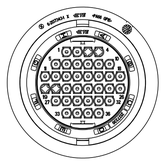

6-2137336-8
(CAVITIES 3,4,19,20 CLOSED)

7-2137336-1

(7-2137336-1 IS SAME AS 6-2137336-1 EXCEPT FAMILY SEAL)

7-2137336-1

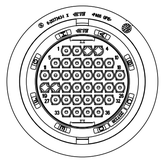

7-2137336-8
(CAVITIES 3,4,19,20 CLOSED)

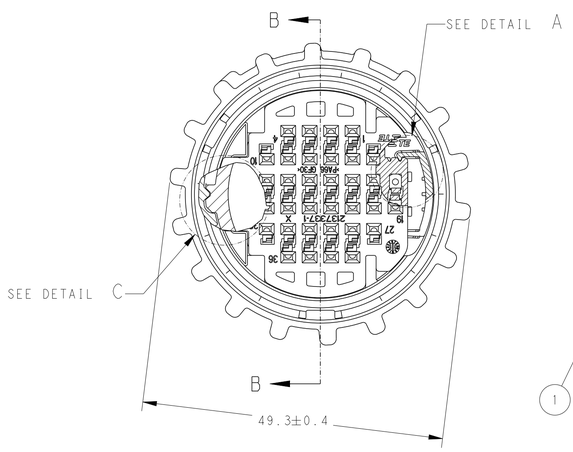

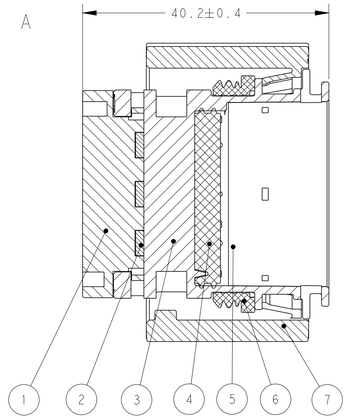

SECTION B-B
SCALE 2:1

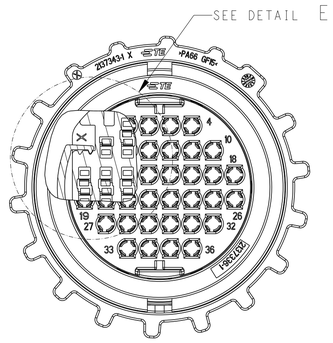

NOTES

1. SECONDARY LOCK IN PRELOCKED POSITION
2. SECONDARY LOCK IN END POSITION
3. SEPARATED PACKAGING IN CORRUGATED BOX
4.

7-2137336-X	0.5~0.75mm²	Ø1.4-1.9mm	1670144
1-2137336-X	0.5~0.75mm²	Ø1.4-1.9mm	1670144
6-2137336-X	1.0mm²	Ø1.9-2.1mm	1452503
2137336-X	1.0mm²	Ø1.9-2.1mm	1452503
PART NO.	WIRE SIZE	OD	APPLICABLE CONTACT

5. APPLICABLE COVER: 1703402-1,
   (6-2137336-X AND 7-2137336-X APPLICABLE COVER: 2408948-1)
6. MATING CABLE ASSY SEE TE DRAWING 2137330

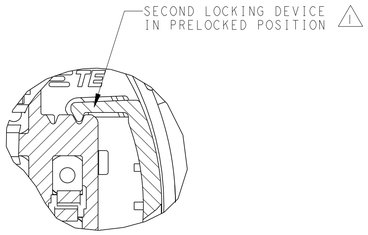

DETAIL A
SCALE 5:1

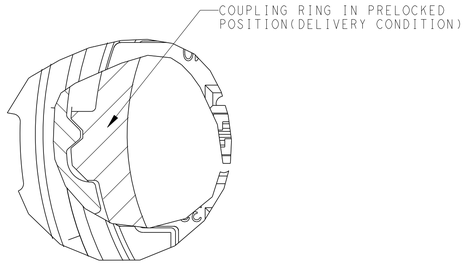

DETAIL C
SCALE 5:1

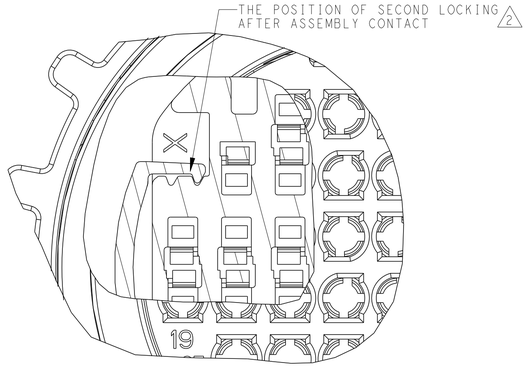

DETAIL E
SCALE 5:1



1-2137336-1/2137336-1

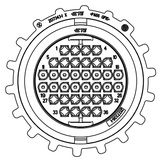

1-2137336-2/2137336-2

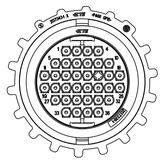

1-2137336-3/2137336-3

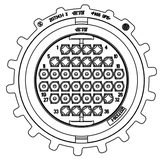

1-2137336-4/2137336-4

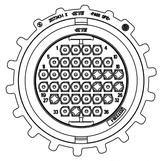

1-2137336-5/2137336-5



1-2137336-6/2137336-6



1-2137336-7/2137336-7

PART NO	POSITION	CAVITY POSITION NUMBER X SHOW CLOSED CAVITY																																	
		1	2	3	4	5	6	7	8	9	10	11	12	13	14	15	16	17	18	19	20	21	22	23	24	25	26	27	28	29	30	31	32	33	34	35	36
X-2137336-1	36P																																				
X-2137336-2	16P	X	X	X	X	X	X	X	X	X	X																	X	X	X	X	X	X	X	X	X	X
X-2137336-3	35P																X																				
X-2137336-4	21P	X	X	X	X	X	X	X	X	X	X																						X	X	X	X	X
X-2137336-5	28P																X	X	X						X		X	X					X		X		
X-2137336-6	30P																													X	X			X	X	X	X
X-2137336-7	34P			X	X																																
X-2137336-8	32P			X	X															X	X																

7-2137336-8	7-2137336-1	6-2137336-8	6-2137336-1	1-2137336-7	1-2137336-6	1-2137336-5	1-2137336-4	1-2137336-3	1-2137336-2	1-2137336-1	2137336-7	2137336-6	2137336-5	2137336-4	2137336-3	2137336-2	2137336-1	DESCRIPTION	COLOUR	ITEM NO
1	1	1	1															OUT SHELL (TYPE 2)	BLACK	7
				1	1	1	1	1	1	1	1	1	1	1	1	1	1	OUT SHELL (TYPE 1)	BLACK	
1	1	1	1	1	1	1	1	1	1	1	1	1	1	1	1	1	1	RADIAL SEAL	RED	6
1		1																REAR LID-32P	BLACK	5
				1									1					REAR LID-34P	BLACK	
					1							1						REAR LID-30P	BLACK	
						1								1				REAR LID-28P	BLACK	
							1											REAR LID-21P	BLACK	
								1										REAR LID-35P	BLACK	
									1									REAR LID-16P	BLACK	
	1		1							1							1	REAR LID-36P	BLACK	
1	1			1	1	1	1	1	1	1								FAMILY SEAL(0.5~0.75mm²)	RED	4
		1	1								1	1	1	1	1	1	1	FAMILY SEAL(1.0mm²)	GREEN	
1	1	1	1															SPACER (TYPE 2)	BLACK	3
				1	1	1	1	1	1	1	1	1	1	1	1	1	1	SPACER (TYPE 1)	BLACK	
1	1	1	1	1	1	1	1	1	1	1	1	1	1	1	1	1	1	SECOND LOCK	RED	2
1	1	1	1	1	1	1	1	1	1	1	1	1	1	1	1	1	1	TOP HOUSING	BLACK	1

THIS DRAWING IS A CONTROLLED DOCUMENT.

DIMENSIONS: mm

TOLERANCES UNLESS OTHERWISE SPECIFIED:
0 PLC ±
1 PLC ±
2 PLC ±
3 PLC ±
4 PLC ±
ANGLES ±

MATERIAL - -
FINISH - -

DWN	X.CAI	21SEP2011
CHK	E.JIANG	21SEP2011
APVD	I.YIN	22SEP2011

PRODUCT SPEC -
APPLICATION SPEC -
WEIGHT -

TE Connectivity

NAME 36 POS. PLUG ASSEMBLY - -

SIZE	CAGE CODE	DRAWING NO	RESTRICTED TO
A1	00779	C-2137336	

CUSTOMER DRAWING | SCALE 1:1 | SHEET 1 OF 1 | REV A10

4805 (3/11)