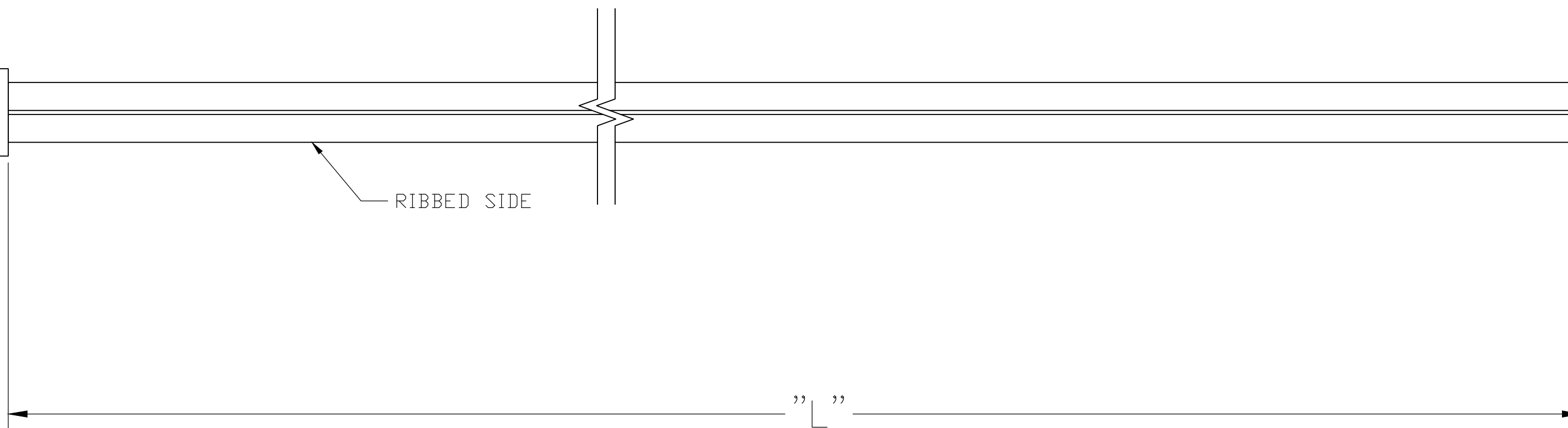
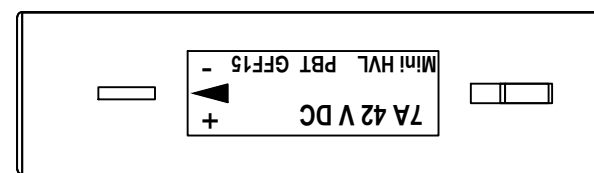
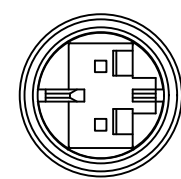


REVISIONS					
P	LTR	DESCRIPTION	DATE	DWN	APVD
A1		ECR-20-004655	29SEP2020	RK	SBH

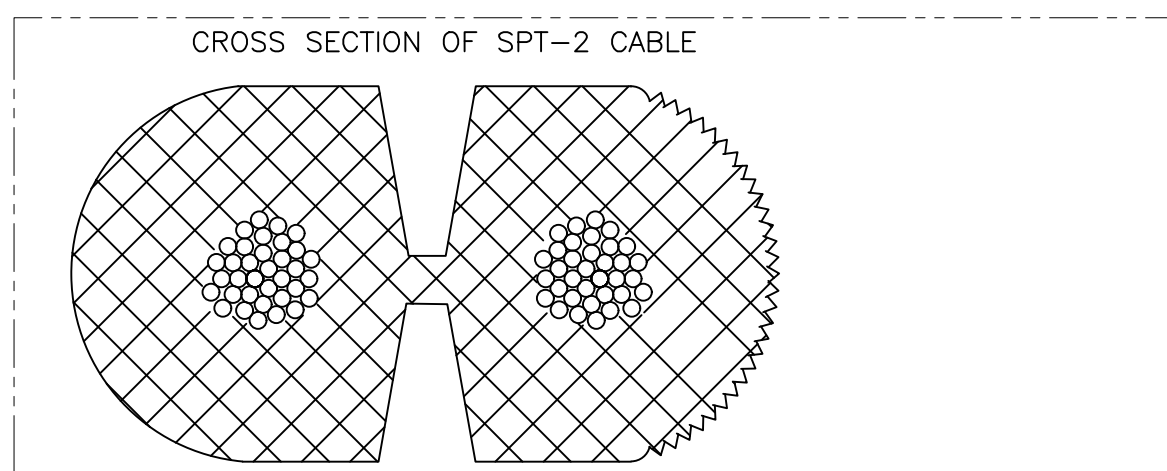
LV-2



1. PACKAGING ACC. TO TE SPEC.107-18032
BUNDLE EVERY 25 ASSEMBLIES WITH A RUBBER BAND
2. ELECTRICAL TEST CONTAINING "SHORT CIRCUIT TEST, CONTINUITY AND ACCURATE CAVITY ASSIGNMENT TEST" ACC. TO TE-SPEC.108-18857, SUBSECTION 3.1.1

3 WIRING SCHEDULE AS SHOWN

WIRING SCHEDULE		
OUTLET		SIDE
1	+	RIBBED
2	-	SMOOTH



OBSOLETE	16.0 FT	±3.84	2181198-8
	14.0 FT	±3.36	2181198-7
	12.0 FT	±2.88	2181198-6
	10.0 FT	±2.4	2181198-5
OBSOLETE	8.0 FT	±1.92	2181198-4
	6.0 FT	±1.44	2181198-3
	4.0 FT	±.96	2181198-2
	2.0 FT	±.48	2181198-1
	"L"	TOLERANCES [INCHES]	TE P/N

THIS DRAWING IS A CONTROLLED DOCUMENT.		DWN E.C. CLAYBAUGH 16/JUN/11		
DIMENSIONS: INCHES		CHK P. BECKER 13/JUL/11		
TOLERANCES UNLESS OTHERWISE SPECIFIED:		APVD P. BECKER 01/AUG/11	NAME CABLE ASSY, NECTOR, LV-2, OUTLET - PIGTAIL	
0 PLC ± -		PRODUCT SPEC	SIZE	
1 PLC ± -		APPLICATION SPEC	CAGE CODE	
2 PLC ± -			DRAWING NO	
3 PLC ± -			RESTRICTED TO	
4 PLC ± -			A2 00779 C-2181198	
ANGLES ± -			SCALE N.T.S.	
MATERIAL		WEIGHT	SHEET 1 of 1	
FINISH		CUSTOMER DRAWING	REV A1	