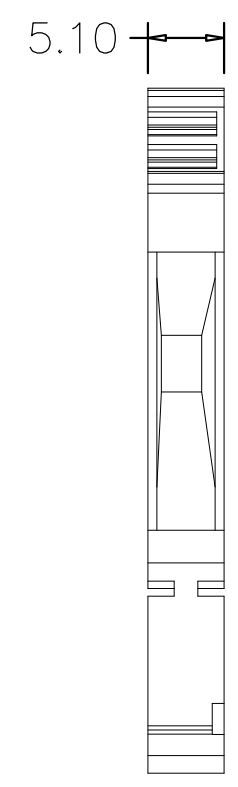
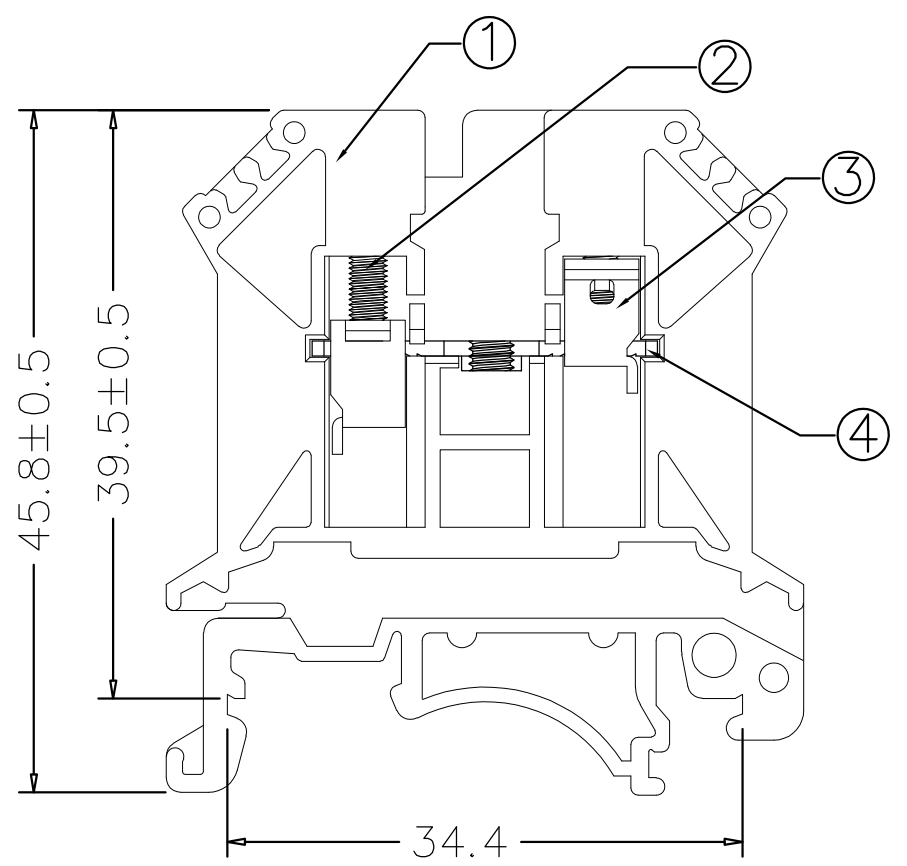
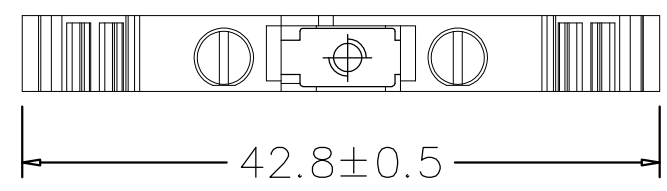
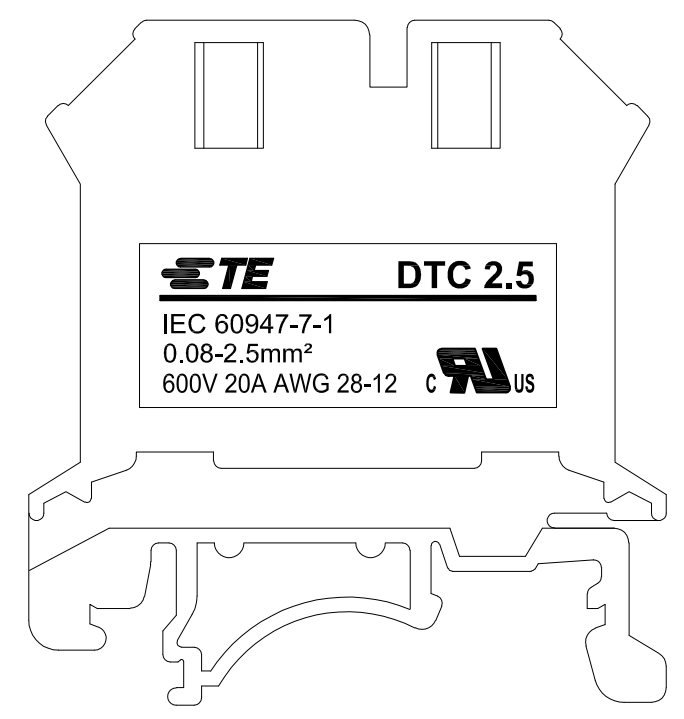


THIS DRAWING IS UNPUBLISHED. RELEASED FOR PUBLICATION
 © COPYRIGHT - By - ALL RIGHTS RESERVED.

REVISIONS				
P	LTR	DESCRIPTION	DATE	APVD
	A1	PER ECR-17-007805	7JUL2017	F.Y C.W



ITEM	COMPONENTS	MATERIAL	Q'TY	PLATING
4	TERMINAL	COPPER ALLOY	1	Tin Plated
3	CLAMP	STEEL	2	Zinc Plated
2	SCREW	STEEL	2	Zinc Plated
1	HOUSING	THERMOPLASTIC	1	



- NOTES:**
1. Material: See table
 2. Rated current & voltage : (UL)20Amp 600V , (IEC)24Amp 800V
 3. Impulse withstand voltage: 8KV
 4. Screw Size & torque: M2.6, 5 lbs-in
 5. Wire strip length: 8-10mm
 6. Suitable wire size : (UL)28 - 12 AWG , (IEC)0.08-2.5mm²
 7. Requirement for environmental substance must be compliance with ROHS and REACH.

DTC 2.5	2271677-5	BLACK
	2271677-4	ORANGE
	2271677-3	RED
	2271677-2	BLUE
	2271677-1	GRAY
TE SERIES No.	PART NUMBER	COLOR

THIS DRAWING IS A CONTROLLED DOCUMENT.		DWN FENCER YU 7JUL2017	TE Connectivity		
DIMENSIONS: mm		CHK CHRIS WANG 7JUL2017			
TOLERANCES UNLESS OTHERWISE SPECIFIED:		APVD CHRIS WANG 7JUL2017	NAME 2.5mm ² WIRE 1 IN 1 OUT SCREW TYPE TERMINAL BLOCK		
0 PLC ± 0.50 1 PLC ± 0.40 2 PLC ± 0.30 3 PLC ± - 4 PLC ± - ANGLES ± 3°		PRODUCT SPEC 108-137172	RESTRICTED TO		
MATERIAL		APPLICATION SPEC 114-137172	SIZE A3	CAGE CODE 00779	DRAWING NO C-2271677
FINISH		WEIGHT 6.5 g	SCALE 1:1		
		CUSTOMER DRAWING		SHEET 1 OF 1	REV A1