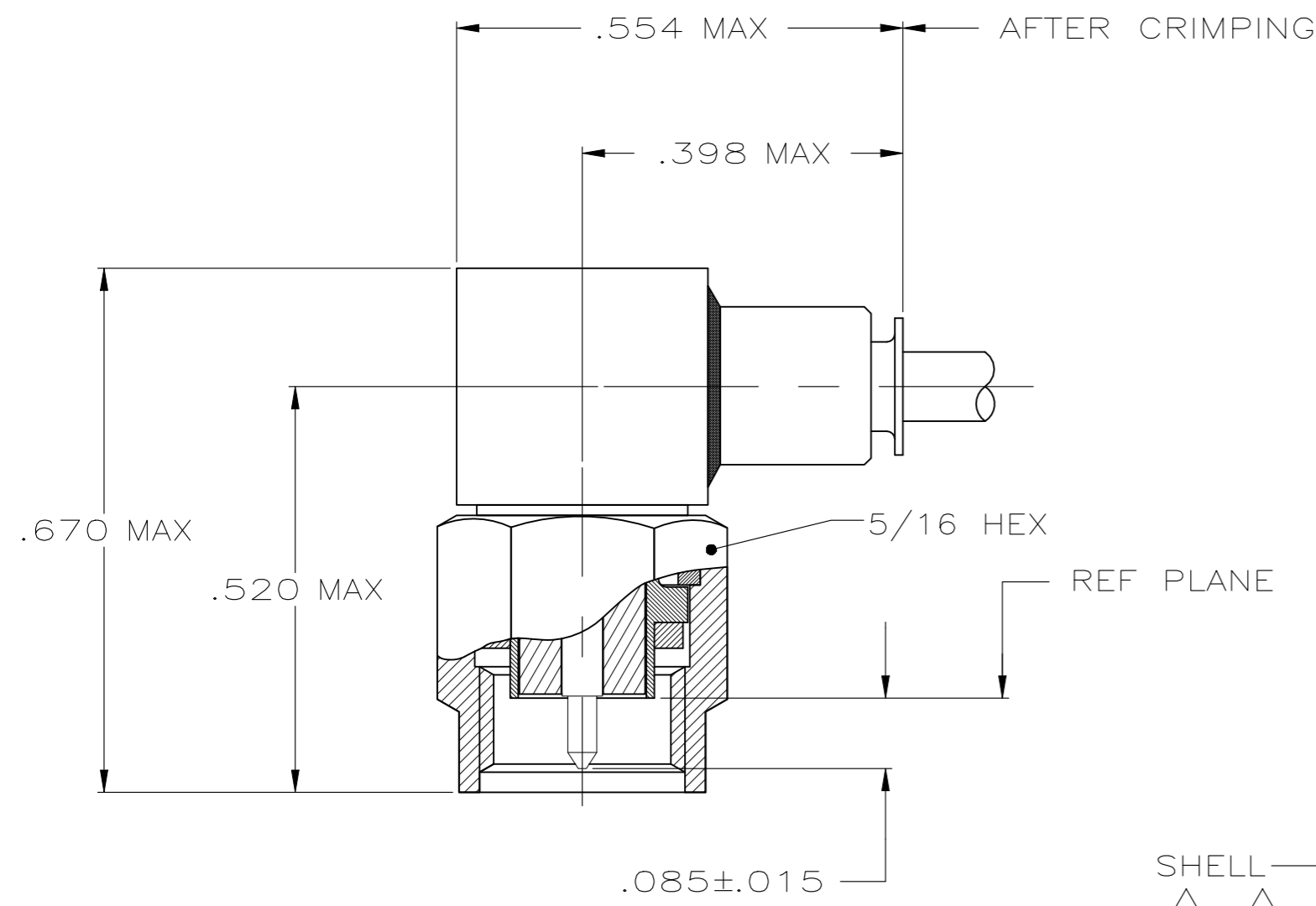
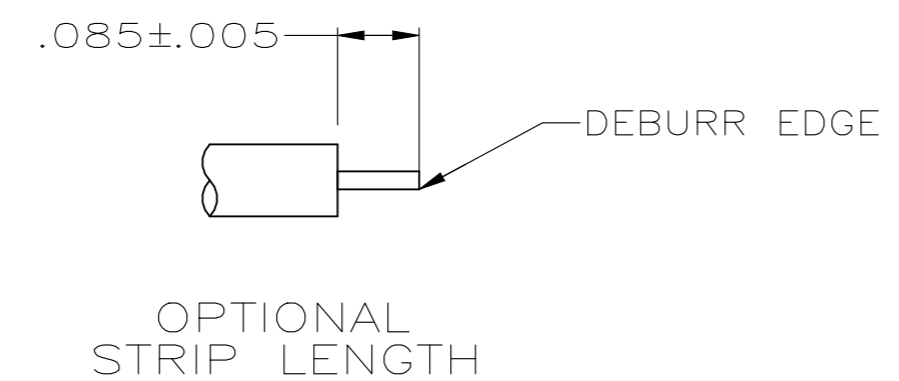
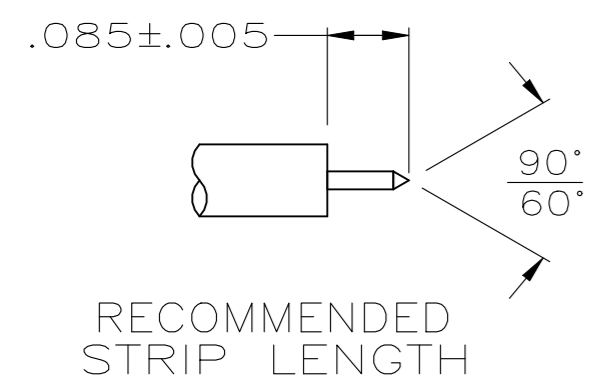
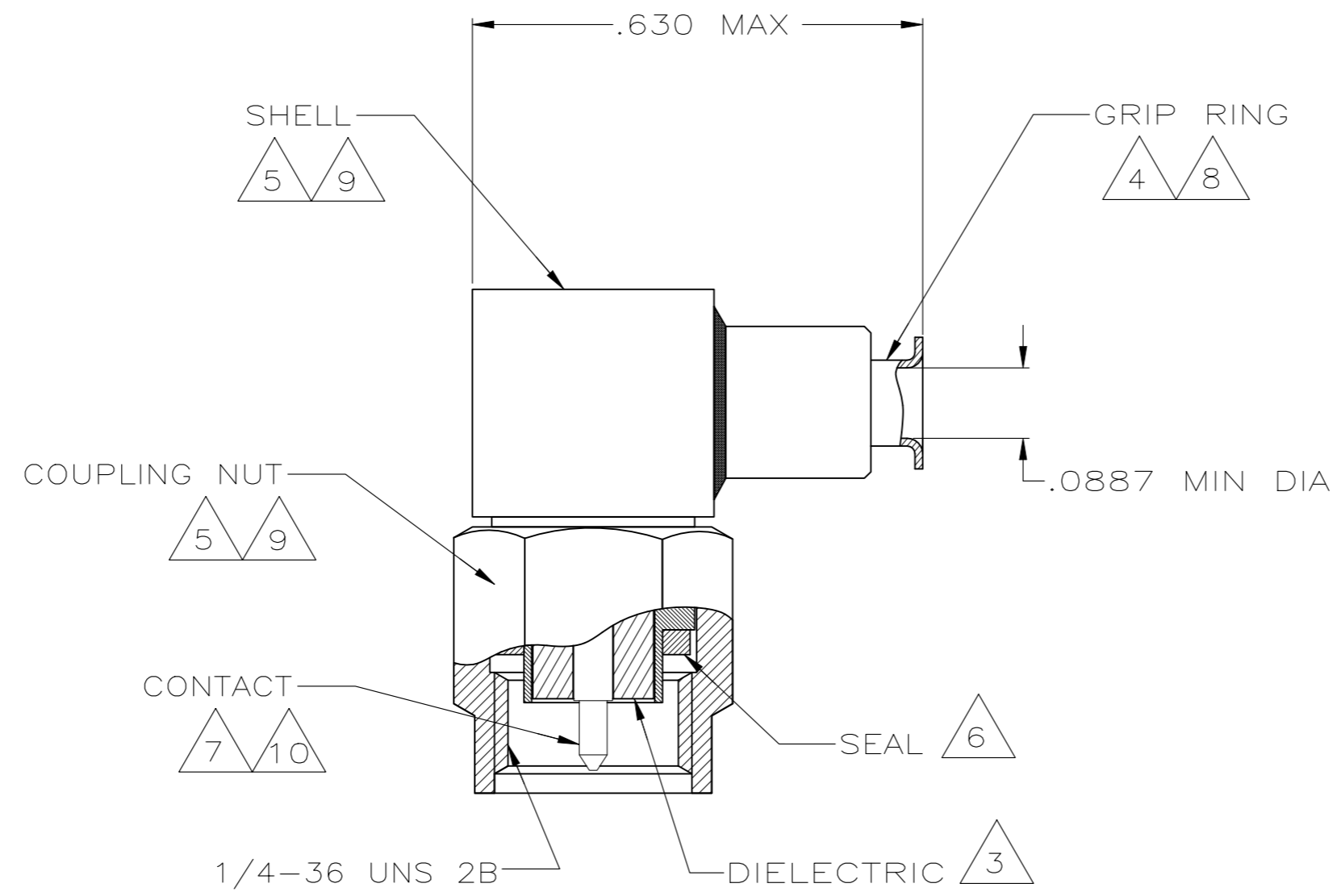


P	LTR	DESCRIPTION	DATE	DWN	APVD
F		REV PER ECN-24-280428	19AUG2024	JAB	MN



1. FOR USE WITH: RG-405/U, .086 SEMI RIGID CABLE
2. SEE I.S. 6788
3. PTFE PER MIL-P-19468
4. BRASS PER MIL-C-50
5. STAINLESS STEEL PER ASTM-A-582
6. SILICONE RUBBER PER ZZ-R-765
7. BERYLLIUM COPPER PER QQ-C-530
8. NICKEL PL PER QQ-N-290
9. PASSIVATION PER QQ-P-35
10. GOLD PL PER MIL-G-45204
11. .500 MIN LENGTH OF STRAIGHT CABLE REQUIRED TO APPLY THE CONNECTOR
12. 00779 & TE P/N & DATE CODE



THIS DRAWING IS A CONTROLLED DOCUMENT.		DWN	R.RUTH	12-7-87	TE Connectivity PLUG, RIGHT ANGLE , SERIES SMA						
DIMENSIONS: INCHES		CHK	D.HEIDE	12-7-87				SIZE	CAGE CODE	DRAWING NO	RESTRICTED TO
TOLERANCES UNLESS OTHERWISE SPECIFIED:		APVD	R.RUTH	12-10-87				A2	00779	C=228583-1	-
0 PLC ± - 1 PLC ± - 2 PLC ± - 3 PLC ± - 4 PLC ± - ANGLES ± -		PRODUCT SPEC	108-12055					SCALE		SHEET	REV
MATERIAL	3 THRU 7	FINISH	8 THRU 10	WEIGHT	0.000000		5:1	1 OF 1	F		
CUSTOMER DRAWING				SCALE		SHEET		REV			

228583-1

228583-1