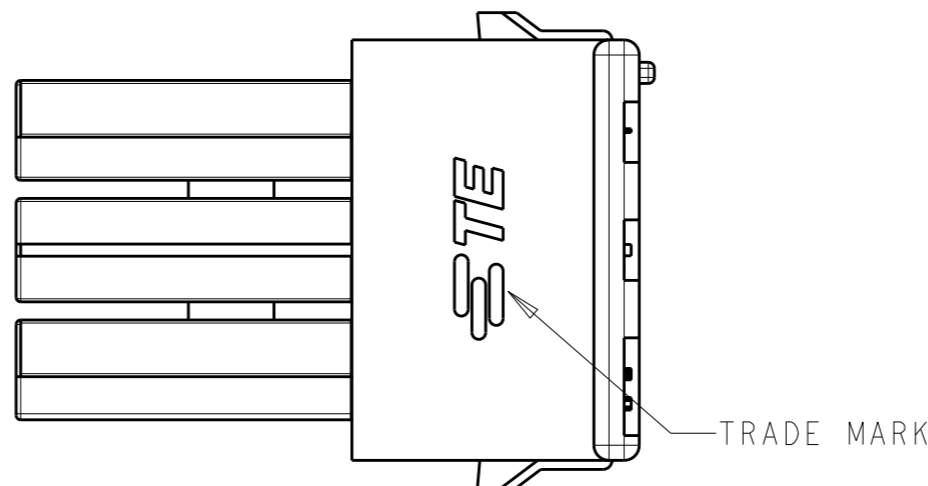
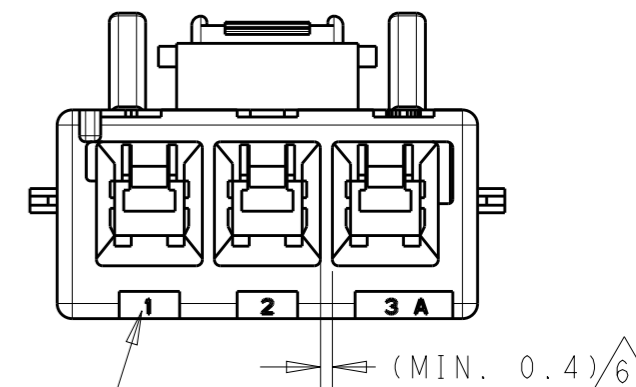
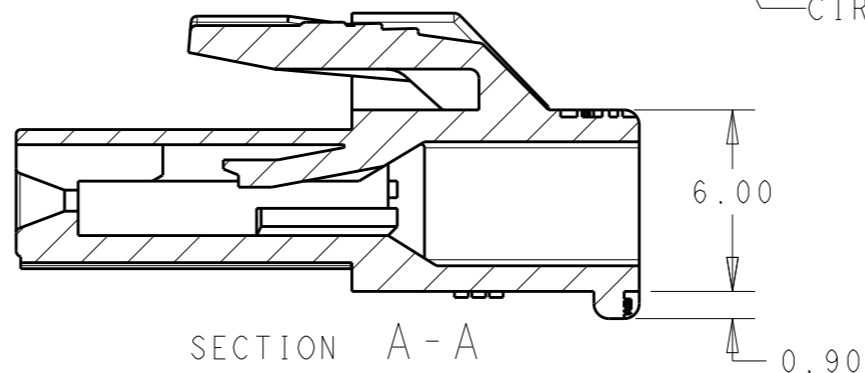
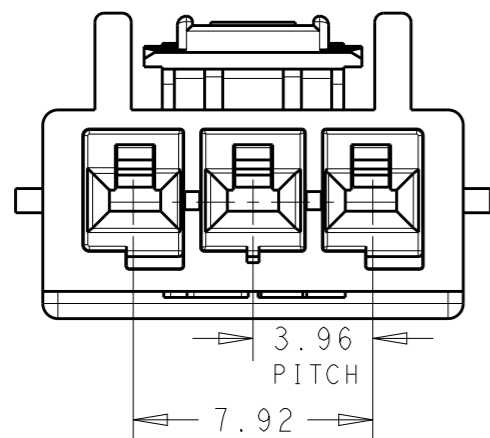
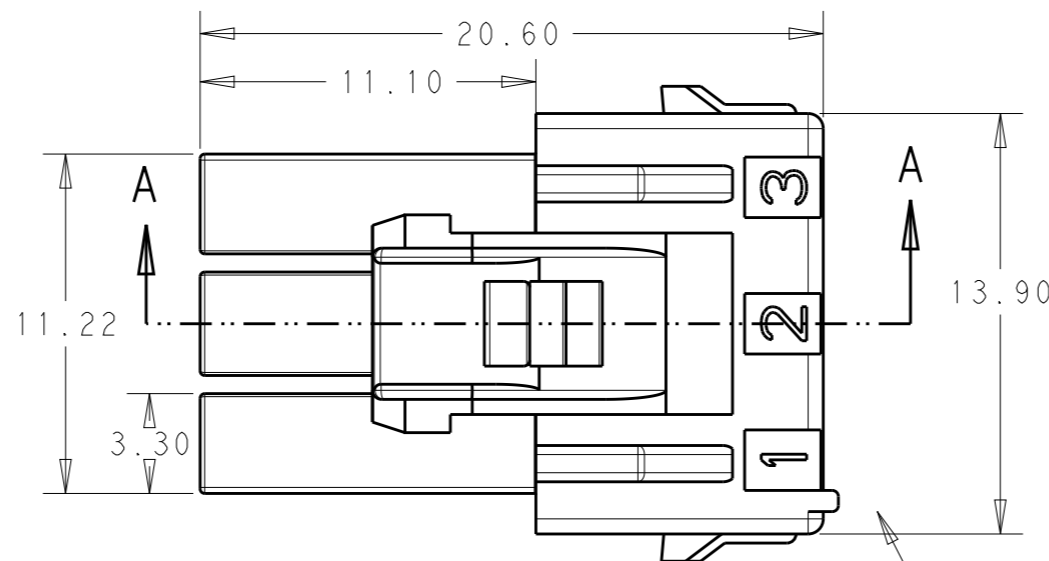


THIS DRAWING IS UNPUBLISHED. RELEASED FOR PUBLICATION 20
 © COPYRIGHT 20 BY - ALL RIGHTS RESERVED.

| REVISIONS | | | | |
|-----------|-----|---------------|--------|---------|
| P | LTR | DESCRIPTION | DATE | APVD |
| | A | FIRST RELEASE | 6SEP17 | N.L D.Z |



- 1 APPLICABLE CONTACT P/N
 -REC CONTACT: 177915- □ (AWG#16-#20)
 : 2232901-1 (AWG#16-#20)
 : 177914- □ (AWG#22-#26)
 : 2232902-1 (AWG#22-#26)
- 2 MATING CONN. P/N
 -CAP HSG: 368572- □ (FREE HANGING)
 : 2005250- □ (PANEL MOUNT)
 -TAB CONTACT: 177917- □ (AWG#16-#20)
 : 177916- □ (AWG#22-#26)
 -PC BOARD MOUNT (ASS'Y) 179839- □
- 3 APPLICABLE DOUBLE LOCK PLATE: 177919-1
 *IT SHOULD BE USED CERTAINLY WHEN CABLE ASS'Y
- 4 GENERAL TOLERANCE: ±0.3
- 5 ACCORDING TO IEC 60335-1 4.2 EDITION
 -PART MEETS GWT 750° & 850°C
 -MATERIAL MEETS BALL PRESSURE TESTING AT 125°C
 -MATERIAL HAS CTI VALUE OF 250V

△ MIN THICKNESS OF INSULATING WALL

THIS DRAWING IS A CONTROLLED DOCUMENT.

| | |
|----------------------------|--|
| DIMENSIONS: mm | TOLERANCES UNLESS OTHERWISE SPECIFIED: |
| | 0 PLC ± - |
| | 1 PLC ± 0.5 |
| | 2 PLC ± 0.13 |
| | 3 PLC ± 0.013 |
| | 4 PLC ± 0.0001 |
| | ANGLES ± - |
| MATERIAL PA66 (UL94V-0) | FINISH - |

| | | |
|------------------|--------------|---------|
| DWN | NINA LIU | 12DEC16 |
| CHK | DANIEL ZHANG | 12DEC16 |
| APVD | DANIEL ZHANG | 12DEC16 |
| PRODUCT SPEC | 108-5410 | |
| APPLICATION SPEC | 114-5175 | |
| WEIGHT | - | |
| CUSTOMER DRAWING | | |

| | | |
|--------------------------------------|-----------------|--------------------------|
| NATURAL | 3 | 2301328-1 |
| COLOR | POS. | PART NO. |
| STE TE Connectivity | | |
| NAME PDL 3P PLUG 3.96mm, SR (GWT) | | |
| SIZE A3 | CAGE CODE - | DRAWING NO. C-2301328 |
| RESTRICTED TO - | | |
| SCALE N/A | SHEET 1 OF 1 | REV A |