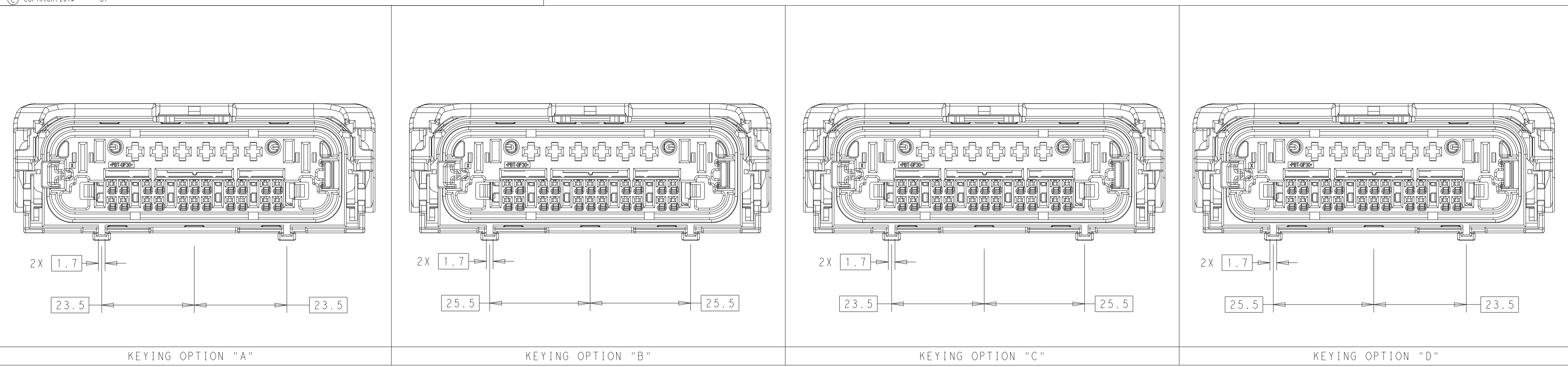
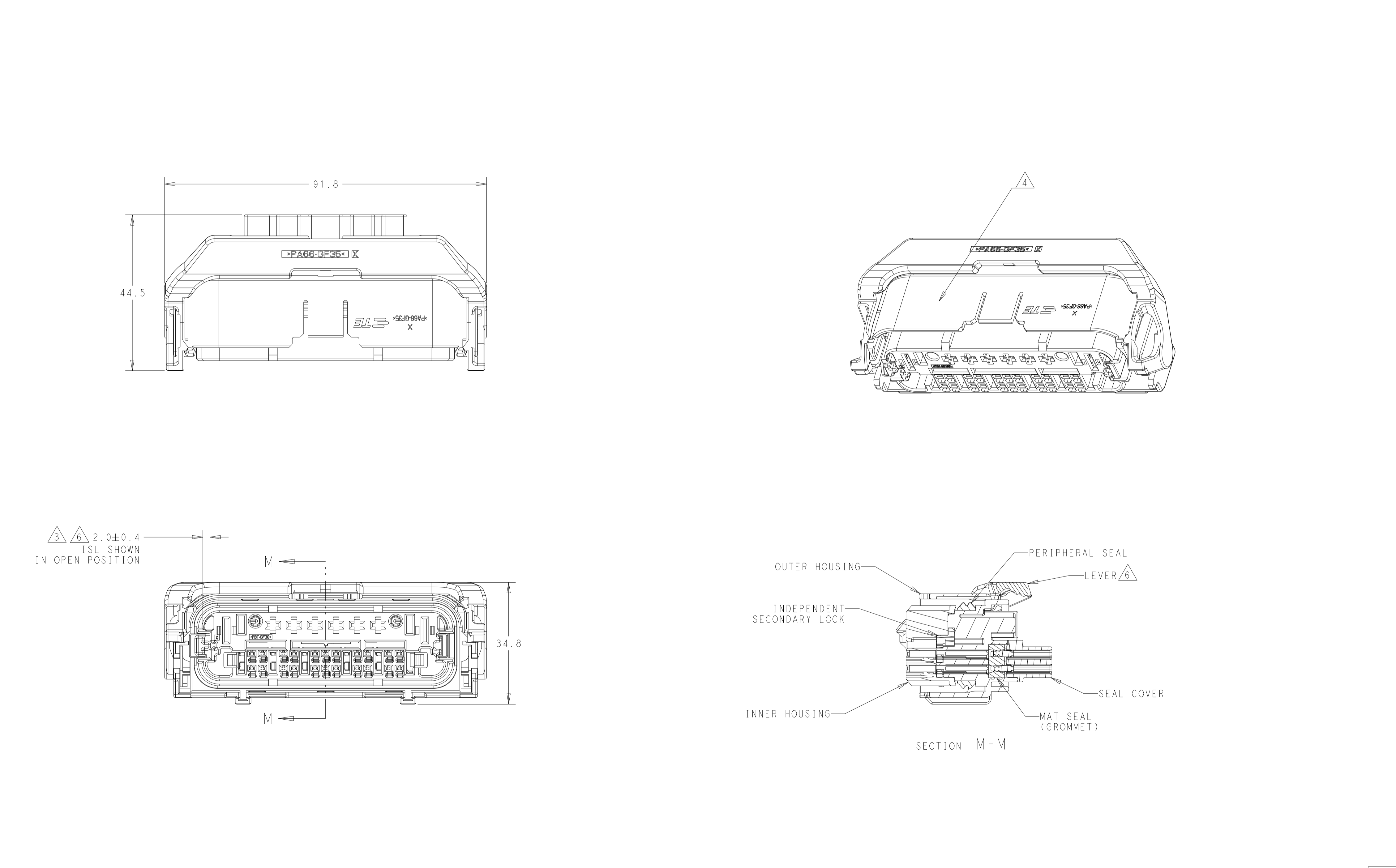


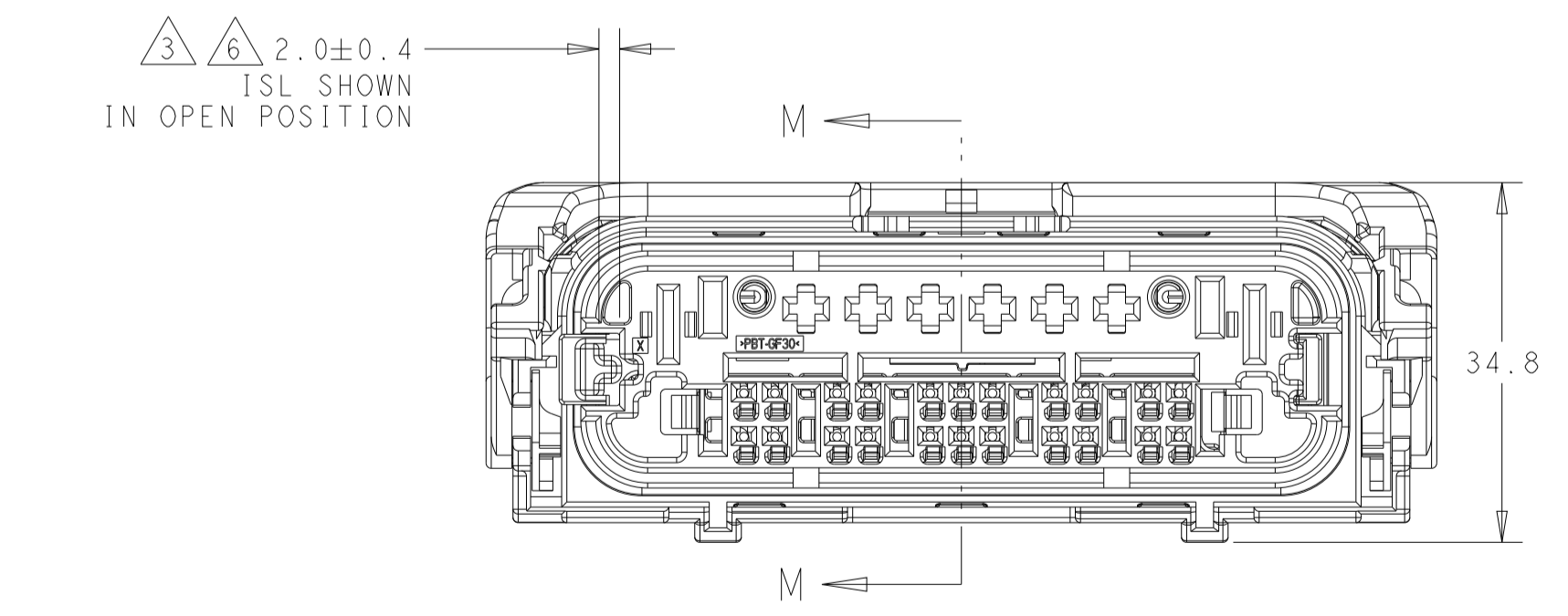
REVISIONS					
P	LTM	DESCRIPTION	DATE	OWN	APVD
C15		REV PER ECN-23-225107	04AUG2023	CN	GK
C16		REV PER ECN-24-250109	31JAN2024	CN	GK
C17		REV PER ECN-24-260987	05MAY2024	CN	GK
C18		REV PER ECN-24-274414	08JUL2024	CN	CN



- NOTES:
- MATERIAL:
 INNER HOUSING-PBT, 30% GLASS FILLED, BLACK
 OUTER HOUSING-NYLON 6/6, 35% GLASS FILLED, SEE TABLE FOR COLOR
 PERIPHERAL SEAL-SILICONE RUBBER, INHERENTLY LUBRICATED, GREEN
 MAT SEAL-SILICONE RUBBER, INHERENTLY LUBRICATED, LT BLUE
 SEAL COVER-PBT, 15% GLASS FILLED, BLACK
 ISL-PBT, 30% GLASS FILLED, LT GRAY
 LEVER-NYLON 6/6, 35% GLASS FILLED, LT GRAY
 - 2301462-1 SHOWN IN GENERAL VIEWS.
 - ISL SHOWN IN PRE-SET, SHIPPING POSITION.
 - JULIAN DATE CODE (YYDD HH:MM:SS) AND ASSEMBLY PART NUMBER (XXXXXX-X) MARKED IN APPROXIMATE LOCATION.
 - MATES WITH TE PLUG ASSEMBLY: 2301461-X
 - IF SEATED IN SHIPPING, SEE INSTRUCTION SHEET 408-32159 FOR INSTRUCTIONS TO RETURN TO SHIPPING POSITION.



APPLICABLE COMPONENTS				
TERMINALS				
CIRCUITS	TERMINAL	MIN WIRE SIZE	MAX WIRE SIZE	PART #
1 AND 8	MCP 6.3	0.5mm ²	1.0mm ²	1241412-1
		>1.0mm ²	2.5mm ²	1241414-1
		>2.5mm ²	4.0mm ²	1241416-1
2 - 7	MCP 2.8	0.5mm ²	1.0mm ²	1-968855-1
		1.5mm ²	2.5mm ²	1-968857-1
9 - 30	MCON 1.2	0.35mm ²		1534594-1
		0.5mm ²	0.75mm ²	1670144-1
WIRE SEALS				
CIRCUITS	TERMINAL	MIN WIRE O.D.	MAX WIRE O.D.	PART #
1 AND 8	MCP 6.3	1.4	2.0	2177018-1
		2.0	2.7	1394511-1
		2.7	3.0	1823111-1
		3.4	3.7	1394512-1
		4.0	4.5	1719043-1
2 - 7	MCP 2.8	1.4	2.0	828904-1
		2.2	3.0	828905-1
CAVITY PLUGS				
CIRCUITS	TERMINAL	PART #		
1 AND 8	MCP 6.3	967652-1		
2 - 7	MCP 2.8	828922-1		
9 - 30	MCON 1.2	2304518-1		



THIS DRAWING IS A CONTROLLED DOCUMENT. OWN: R. HETRICK 18APR2016
 CHK: R. HETRICK 18APR2016
 APVD: R. HETRICK 18APR2016

TE Connectivity

NAME: 30P SEALED HYBRID PLUG ASSEMBLY

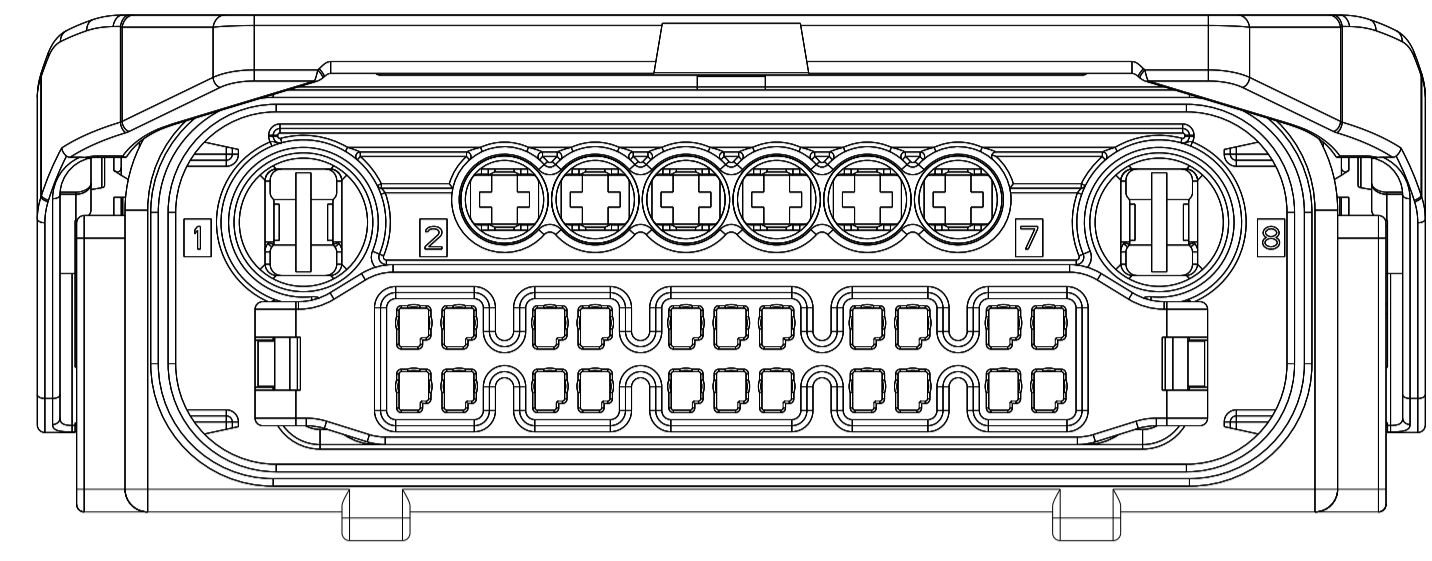
PRODUCT SPEC: APPLICATION SPEC

SIZE: A1 CAGE CODE: DRAWING NO: C=2301462 RESTRICTED TO: -

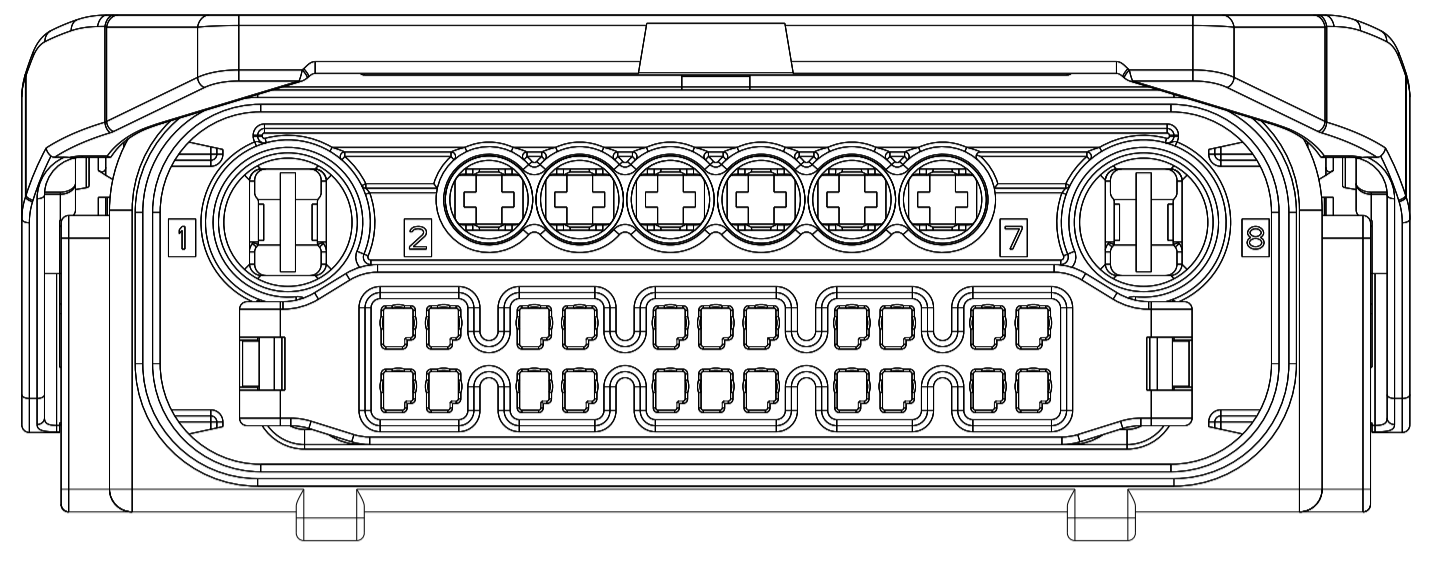
WEIGHT: - SCALE: 3:2 SHEET 1 OF 6 REV: C18

CUSTOMER DRAWING

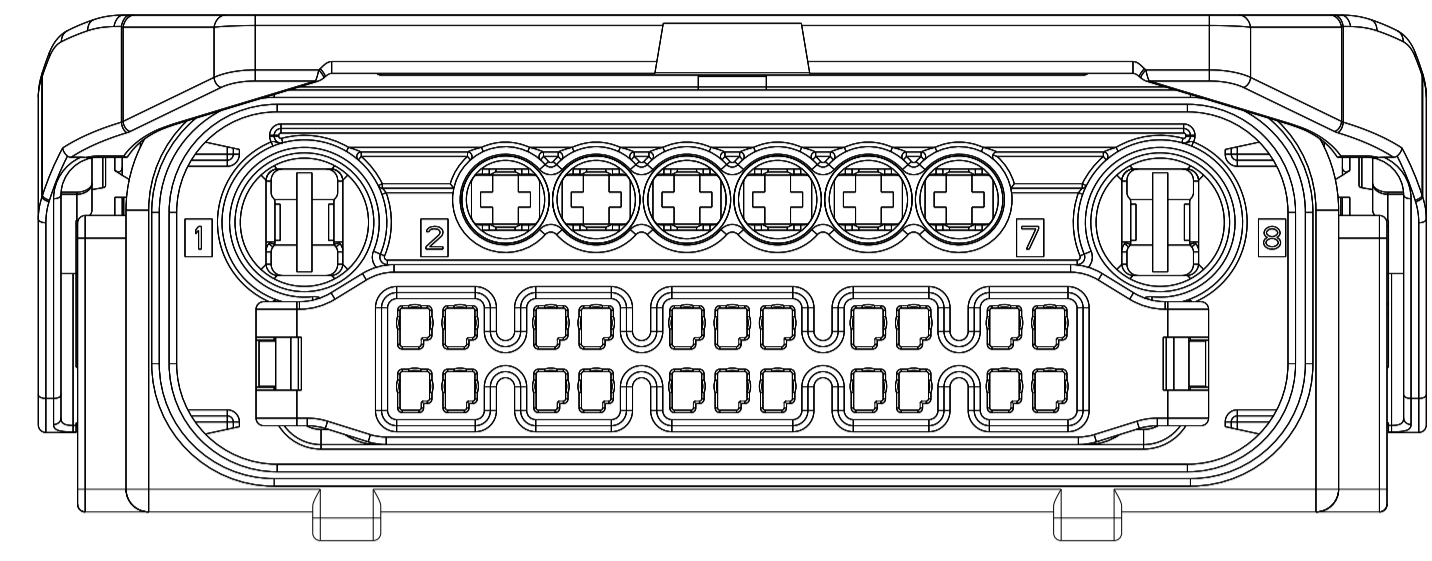
REVISIONS				
P	LTN	DESCRIPTION	DATE	APVD
-	-	SEE SHEET 1	-	-
-	-	-	-	-
-	-	-	-	-
-	-	-	-	-



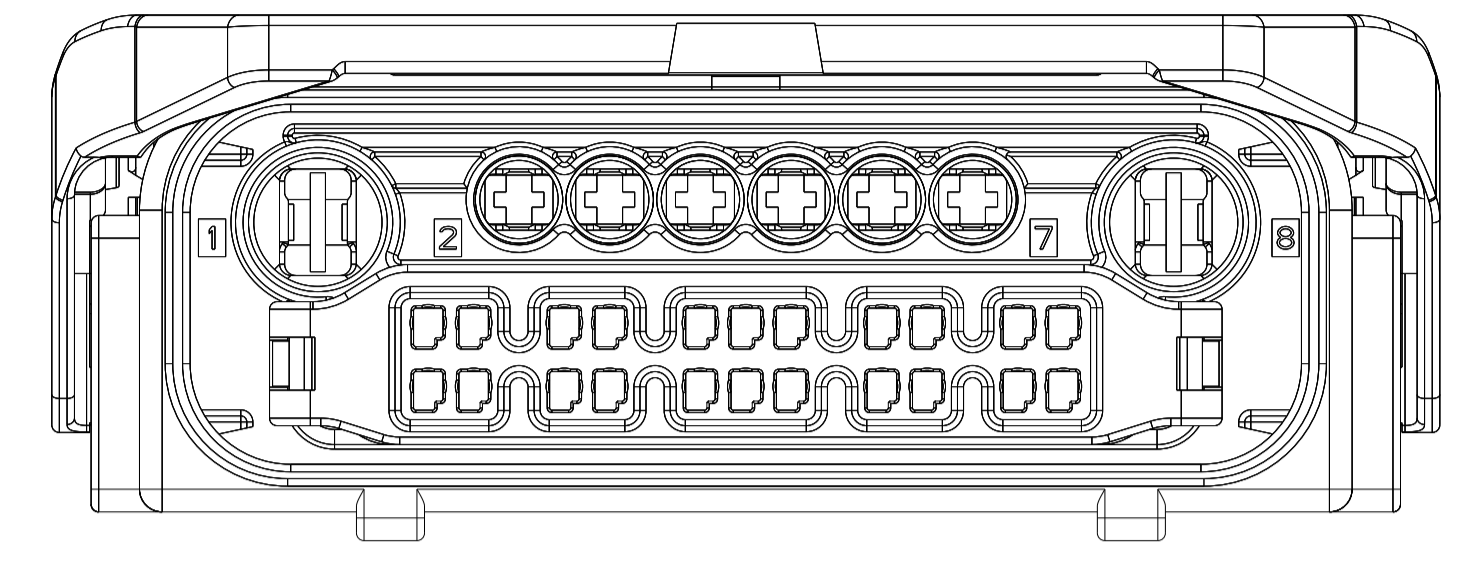
2301462-1
KEY A - BLACK



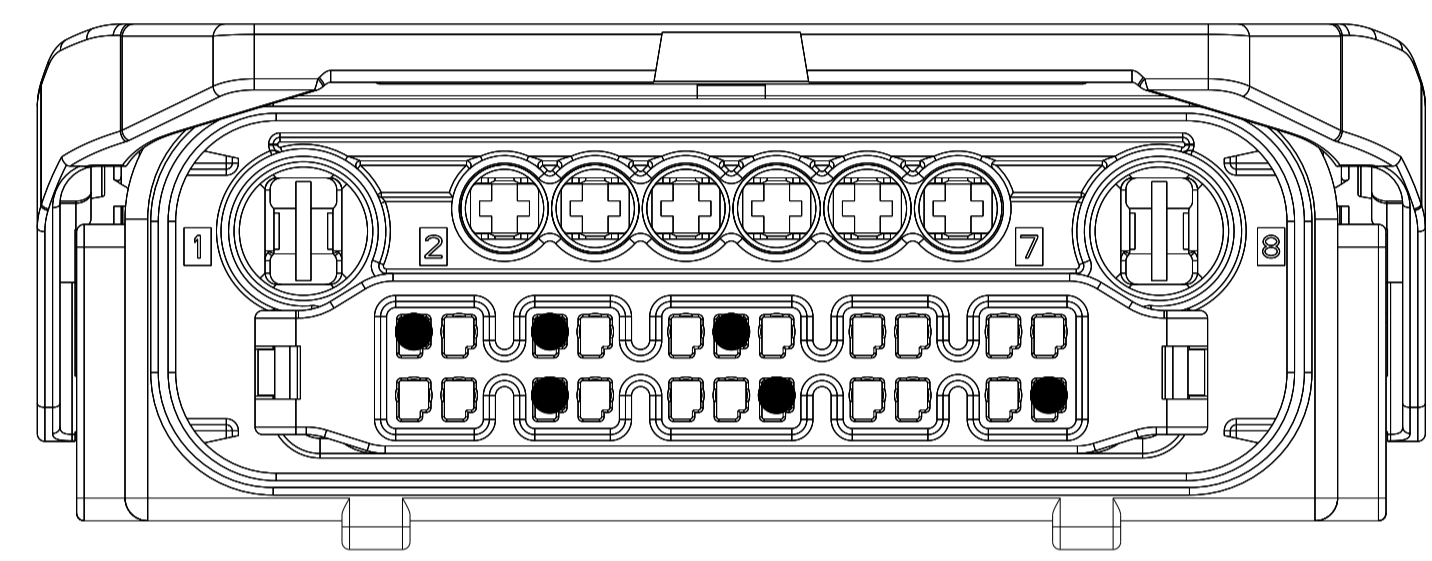
2301462-2
KEY B - LT GRAY



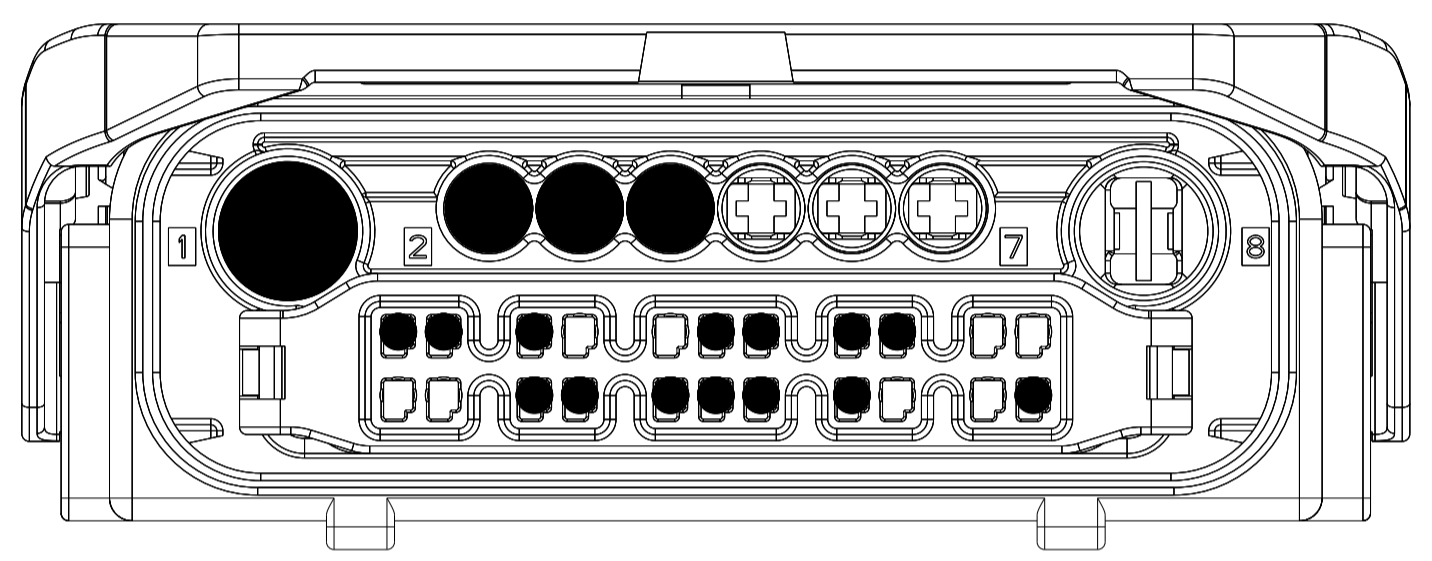
2301462-3
KEY C - DK GRAY



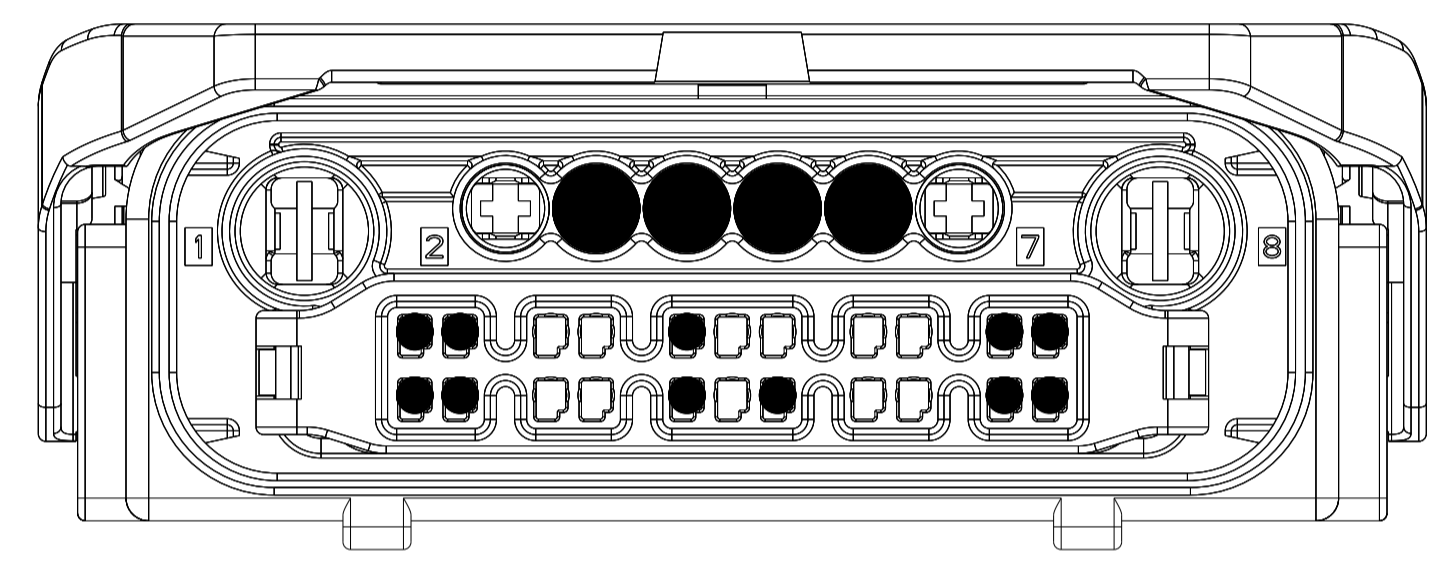
2301462-4
KEY D - BLACK



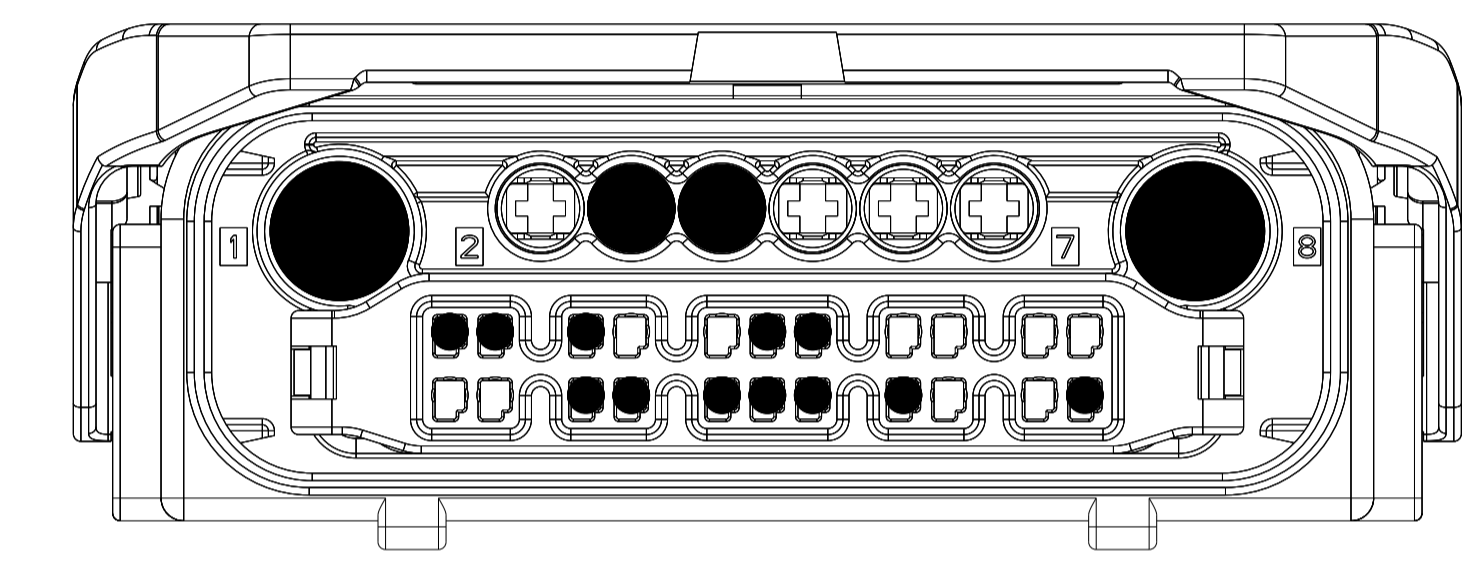
2301462-5
KEY A - BLACK



2301462-6
KEY A - BLACK



2301462-7
KEY A - BLACK



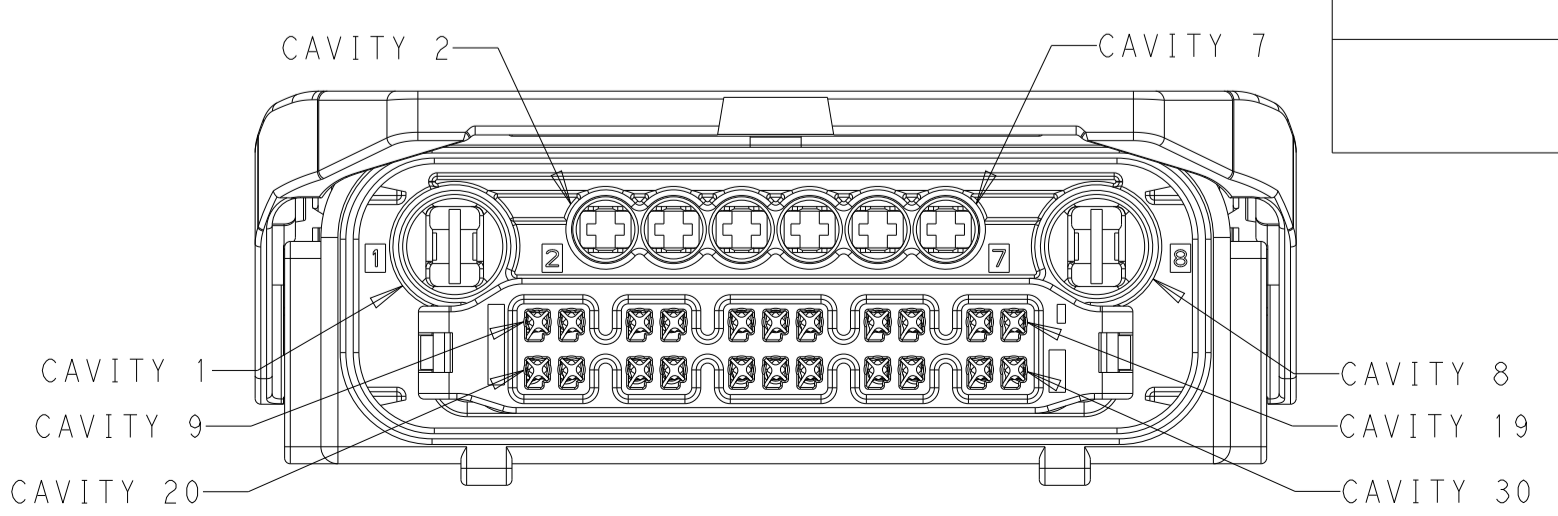
2301462-8
KEY A - BLACK

CIRCUITS WITH SHADED CIRCLES ARE BLOCKED

TOOLING STATUS	30	29	28	27	26	25	24	23	22	21	20	19	18	17	16	15	14	13	12	11	10	9	8	7	6	5	4	3	2	1	KEY	COLOR	ASSEMBLY PART #
TOOLED																														A	BLACK	2301462-8	
TOOLED																														A	BLACK	2301462-7	
TOOLED																														A	BLACK	2301462-6	
TOOLED																														A	BLACK	2301462-5	
TOOLED																														D	BLACK	2301462-4	
TOOLED																														C	DK GRAY	2301462-3	
TOOLED																														B	LT GRAY	2301462-2	
TOOLED																														A	BLACK	2301462-1	

TERMINAL HOLE POSITION
 CAVITIES WITH A NUMERIC SYMBOL INDICATES CLOSED TERMINAL LOCATION
 BLANK CAVITIES INDICATES OPEN TERMINAL HOLE LOCATIONS

PIN OUT CHART



THIS DRAWING IS A CONTROLLED DOCUMENT. DWN: R. HETRICK 18APR2016
 CHK: R. HETRICK 18APR2016
 APVD: R. HETRICK 18APR2016

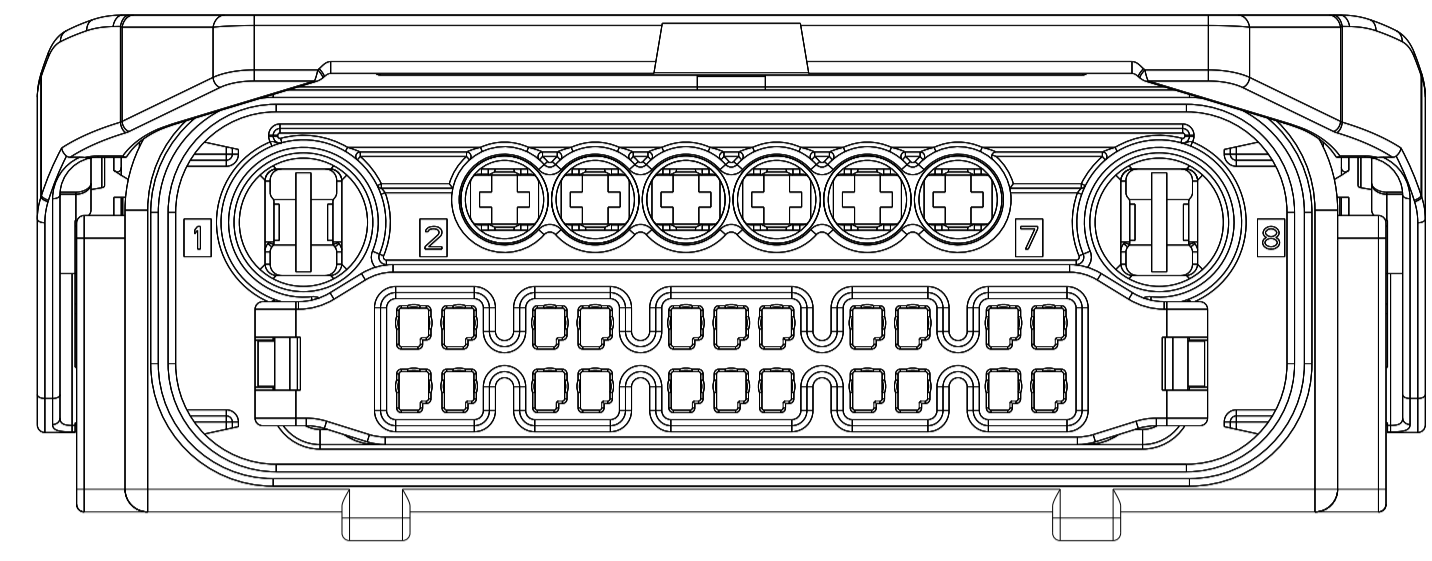
TE Connectivity

NAME: 30P SEALED HYBRID PLUG ASSEMBLY

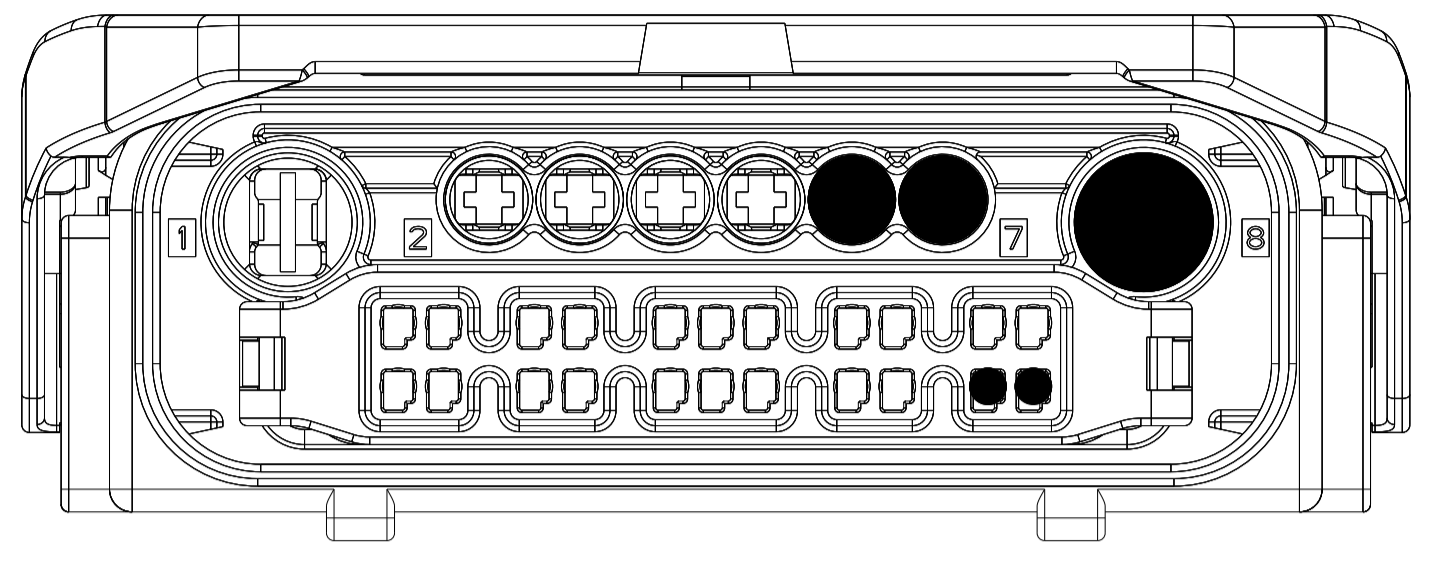
SIZE: A1 CAGE CODE: - DRAWING NO: C=2301462

SCALE: 3:2 SHEET: 2 OF 6 REV: C18

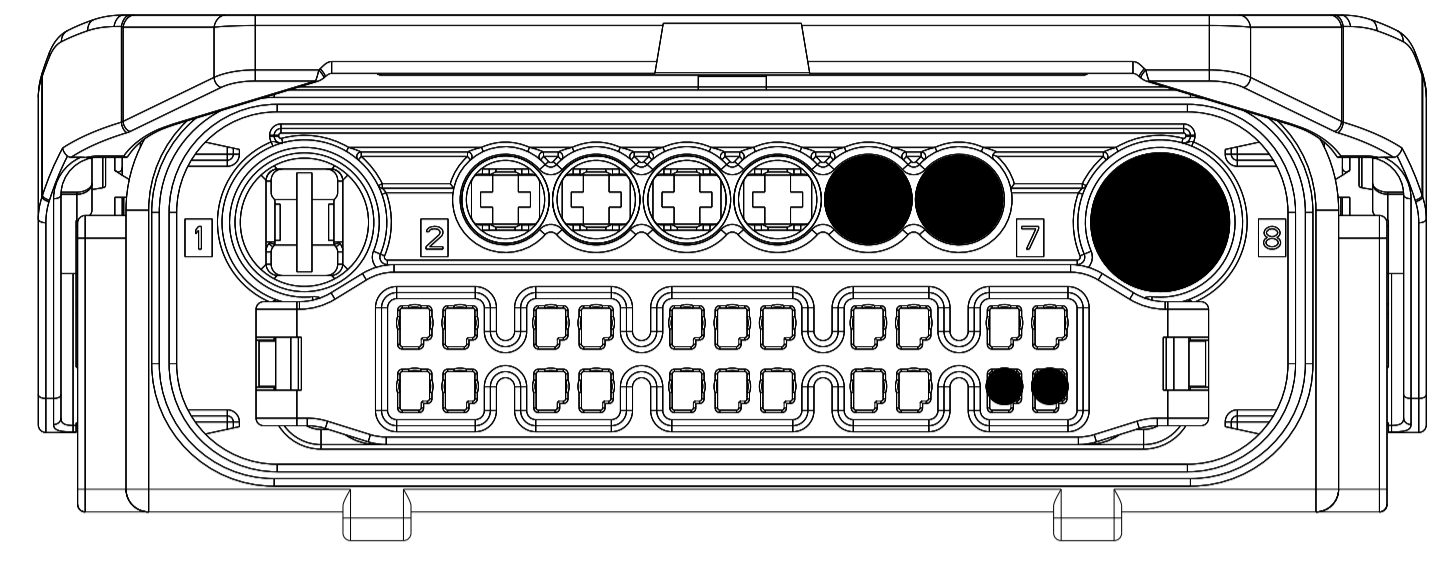
REVISIONS				
P	LTN	DESCRIPTION	DATE	APVD
-	-	SEE SHEET 1	-	-
-	-	-	-	-
-	-	-	-	-
-	-	-	-	-



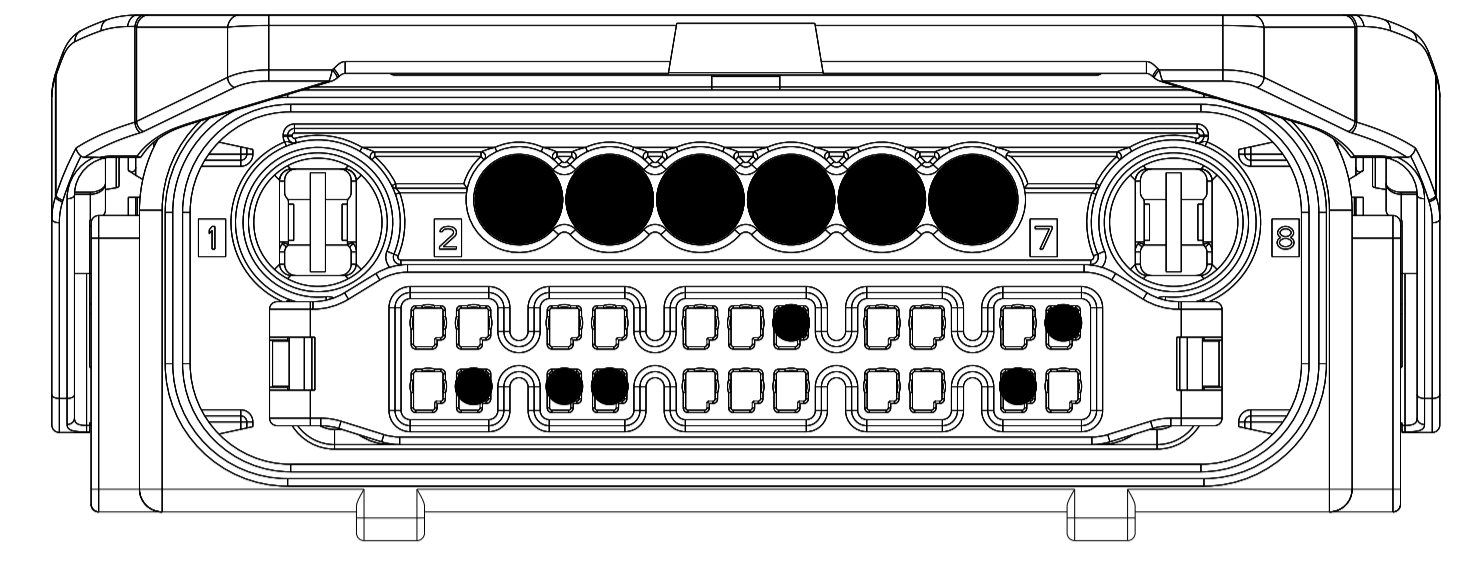
2301462-9
KEY A - YELLOW



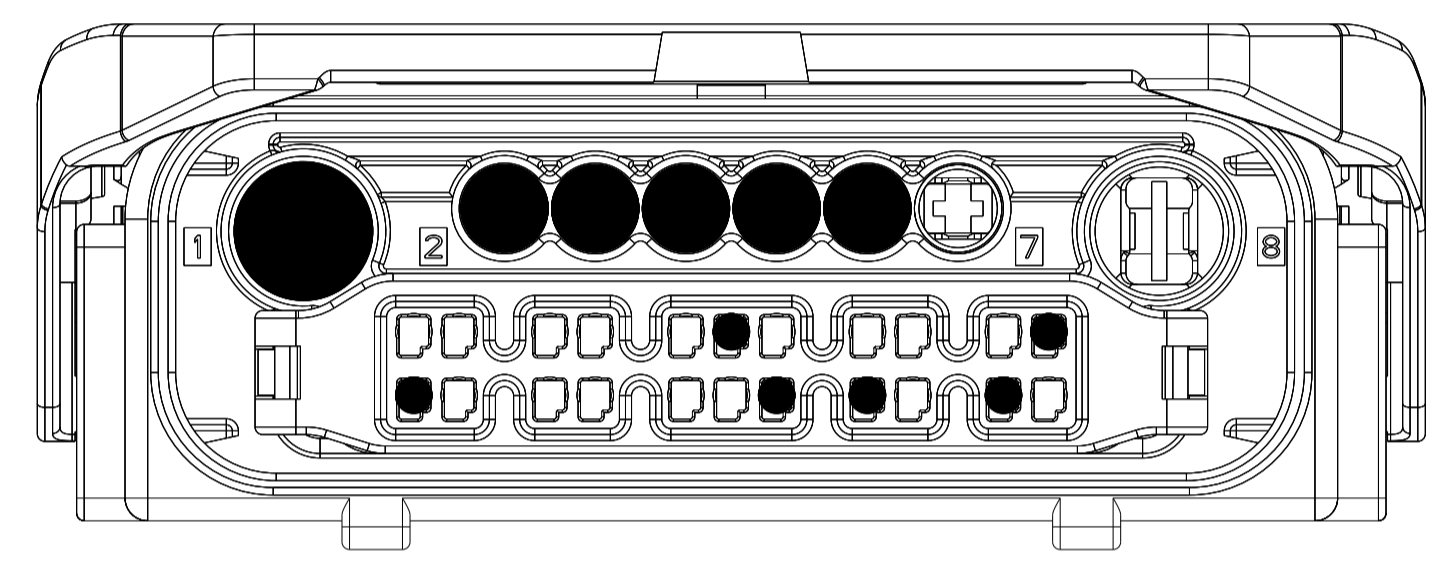
1-2301462-0
KEY A - YELLOW



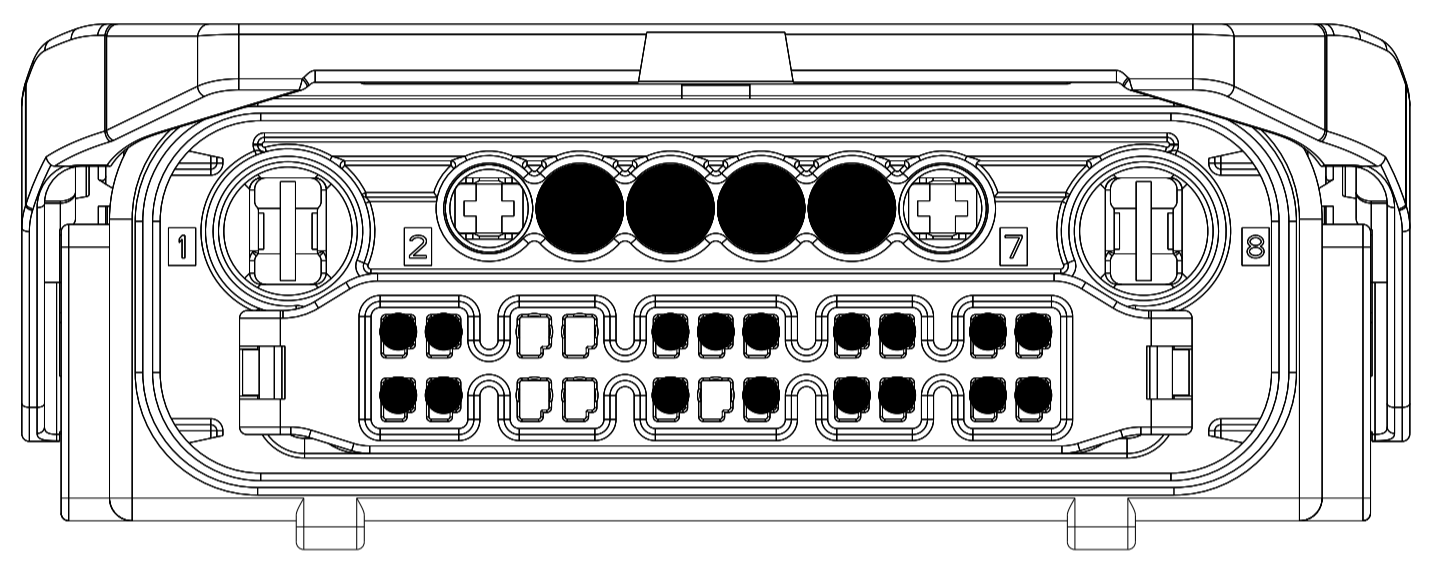
1-2301462-1
KEY A - BLACK



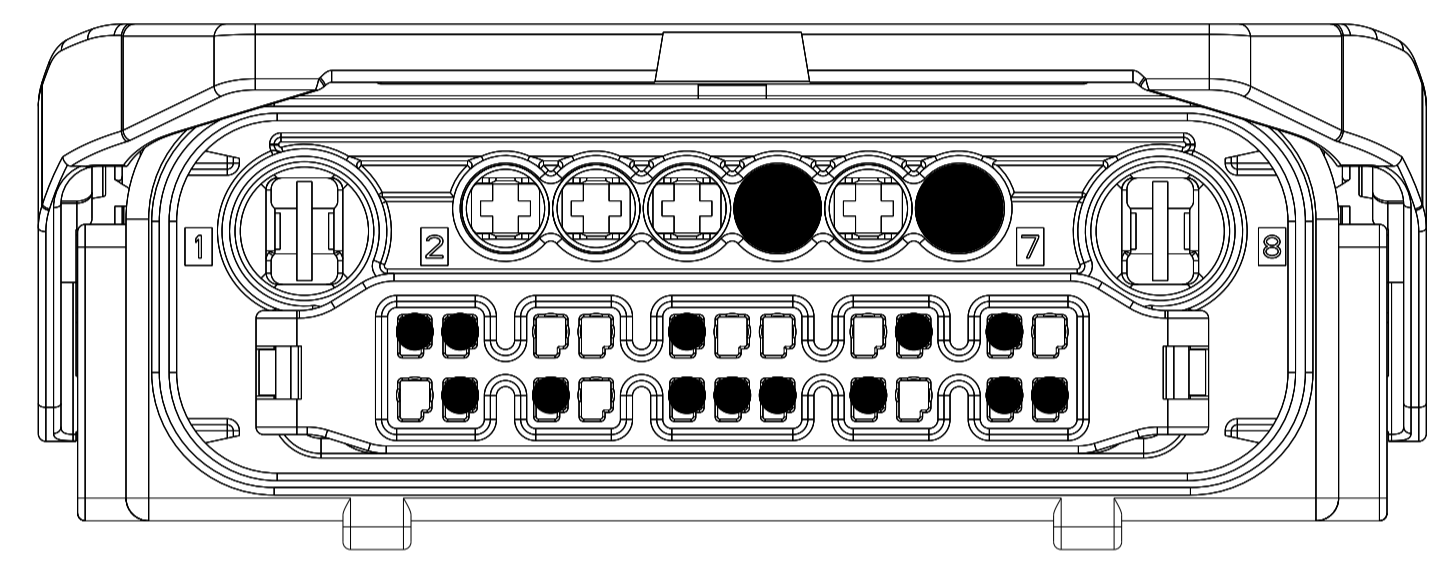
1-2301462-2
KEY A - BLACK



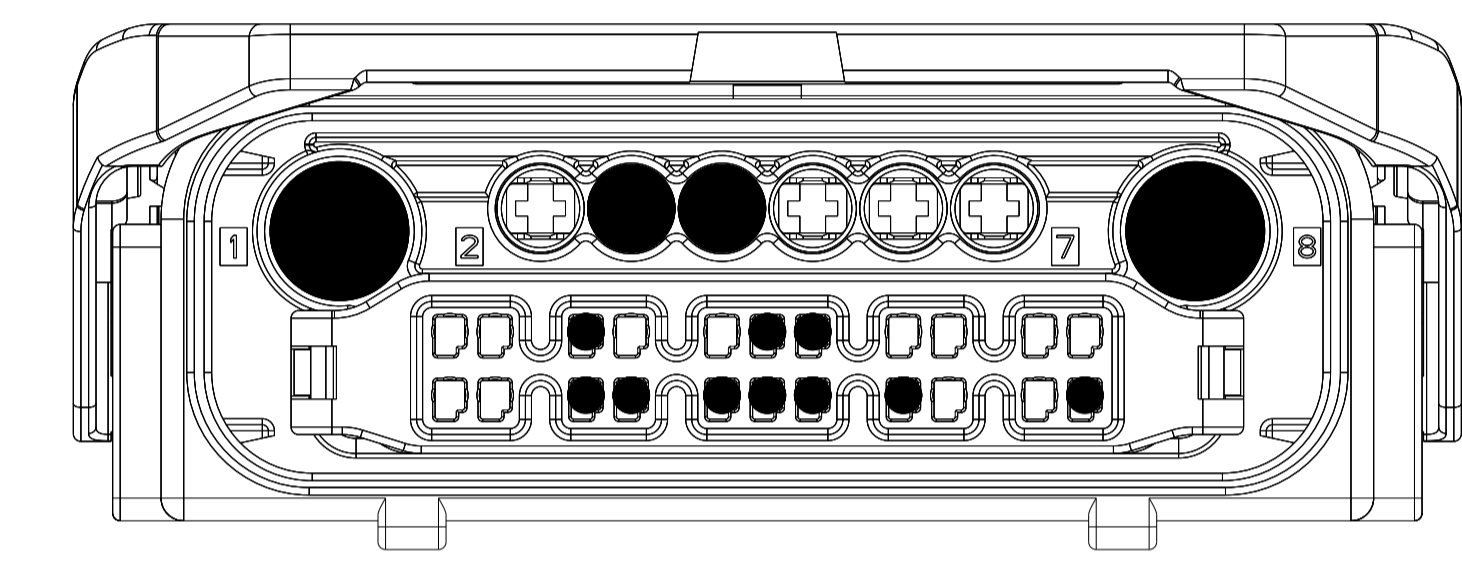
1-2301462-3
KEY A - BLACK



1-2301462-4
KEY B - LT GRAY



1-2301462-5
KEY A - BLACK



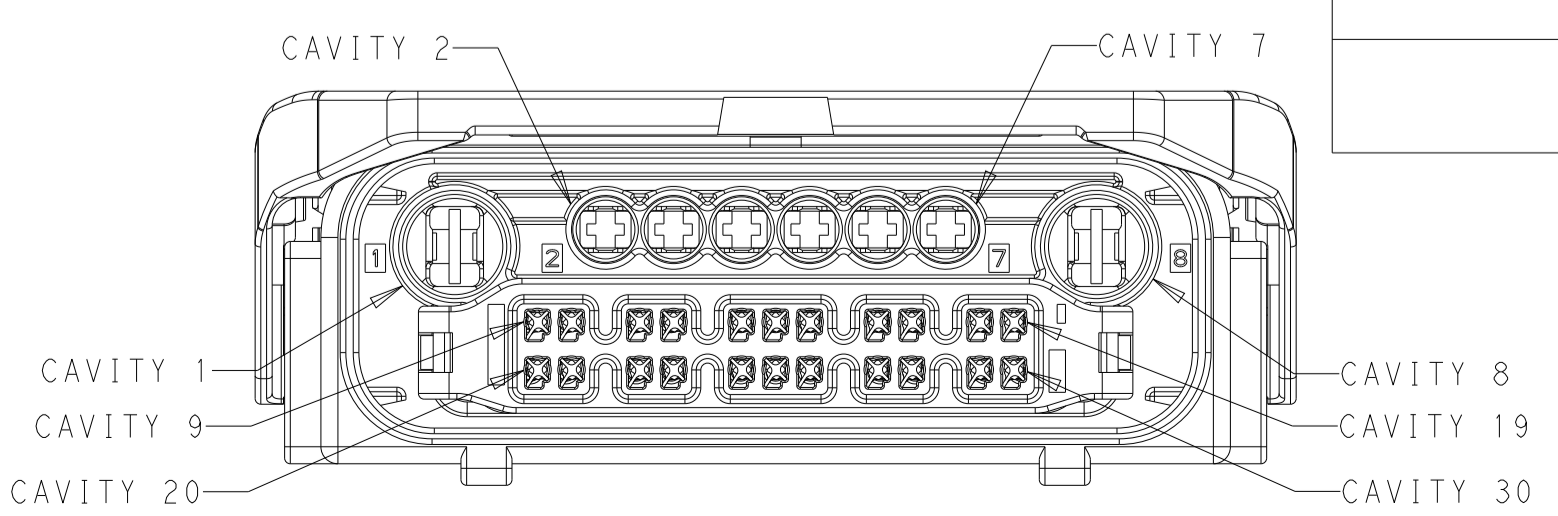
1-2301462-6
KEY A - BLACK

CIRCUITS WITH SHADED CIRCLES ARE BLOCKED

TOOLING STATUS	30	29	28	27	26	25	24	23	22	21	20	19	18	17	16	15	14	13	12	11	10	9	8	7	6	5	4	3	2	1	KEY	COLOR	ASSEMBLY PART #
TOOLED																	15	14			11			8			4	3		1	A	BLACK	1-2301462-6
TOOLED		29											18	17				13			10	9		7		5					A	BLACK	1-2301462-5
TOOLED		29	28	27	26		24			21	20	19	18	17	16	15	14	13			10	9			6	5	4	3			B	LT GRAY	1-2301462-4
TOOLED		29		27	26					20	19						14								6	5	4	3	2	1	A	BLACK	1-2301462-3
TOOLED		29						23	22	21		19				15								7	6	5	4	3	2		A	BLACK	1-2301462-2
TOOLED		29																						8	7	6					A	BLACK	1-2301462-1
TOOLED		29																						8	7	6					A	YELLOW	1-2301462-0
TOOLED																															A	YELLOW	2301462-9
	30	29	28	27	26	25	24	23	22	21	20	19	18	17	16	15	14	13	12	11	10	9	8	7	6	5	4	3	2	1			

TERMINAL HOLE POSITION
 CAVITIES WITH A NUMERIC SYMBOL INDICATES CLOSED TERMINAL LOCATION
 BLANK CAVITIES INDICATES OPEN TERMINAL HOLE LOCATIONS

PIN OUT CHART



THIS DRAWING IS A CONTROLLED DOCUMENT. DWN: R. HETRICK 18APR2016
 CHK: R. HETRICK 18APR2016
 APVD: R. HETRICK 18APR2016

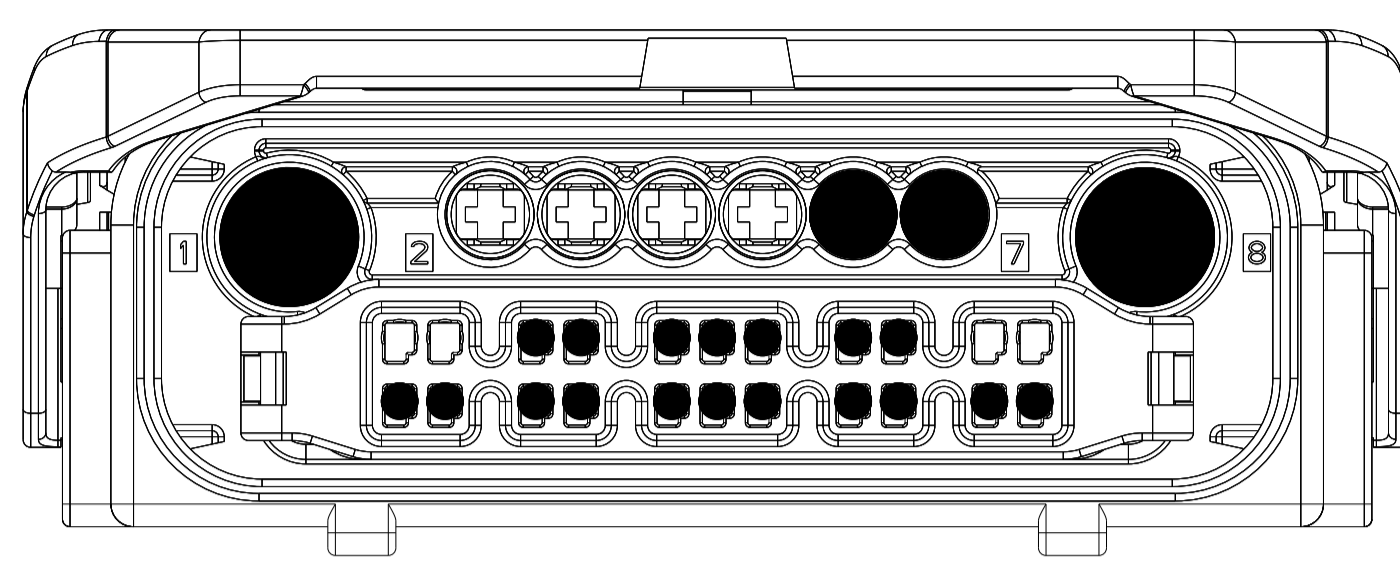
TE Connectivity

NAME: 30P SEALED HYBRID PLUG ASSEMBLY

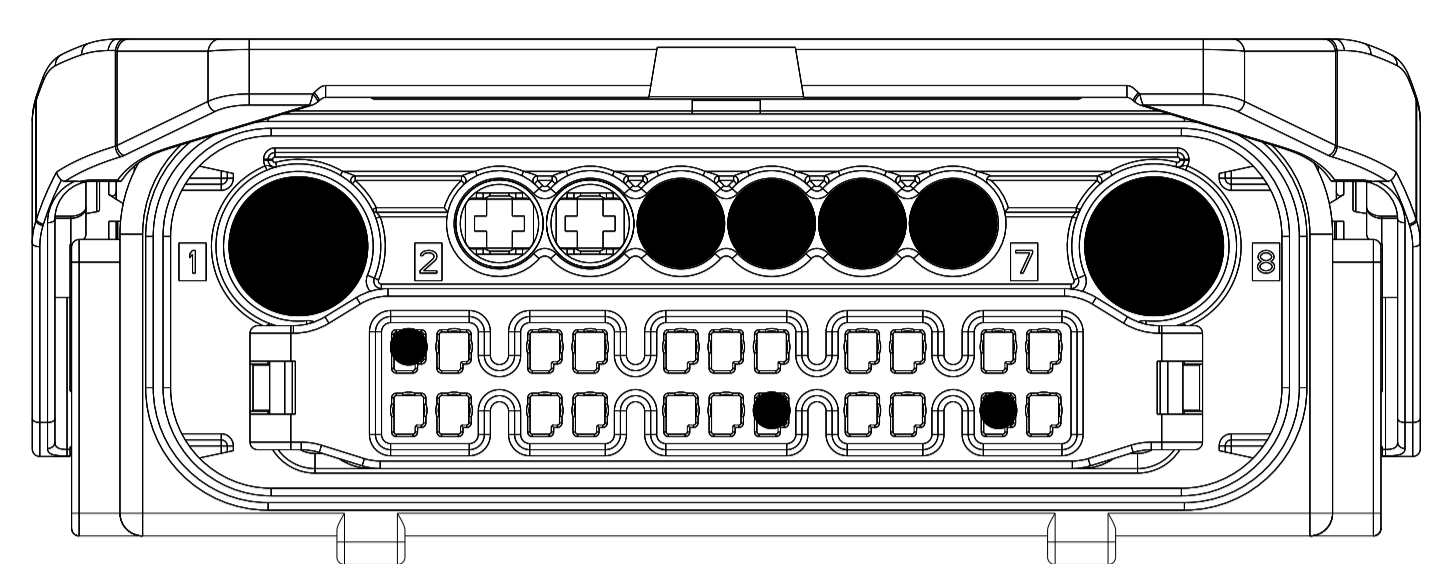
SIZE: A1 CAGE CODE: - DRAWING NO: C=2301462

SCALE: 3:2 SHEET 3 OF 6

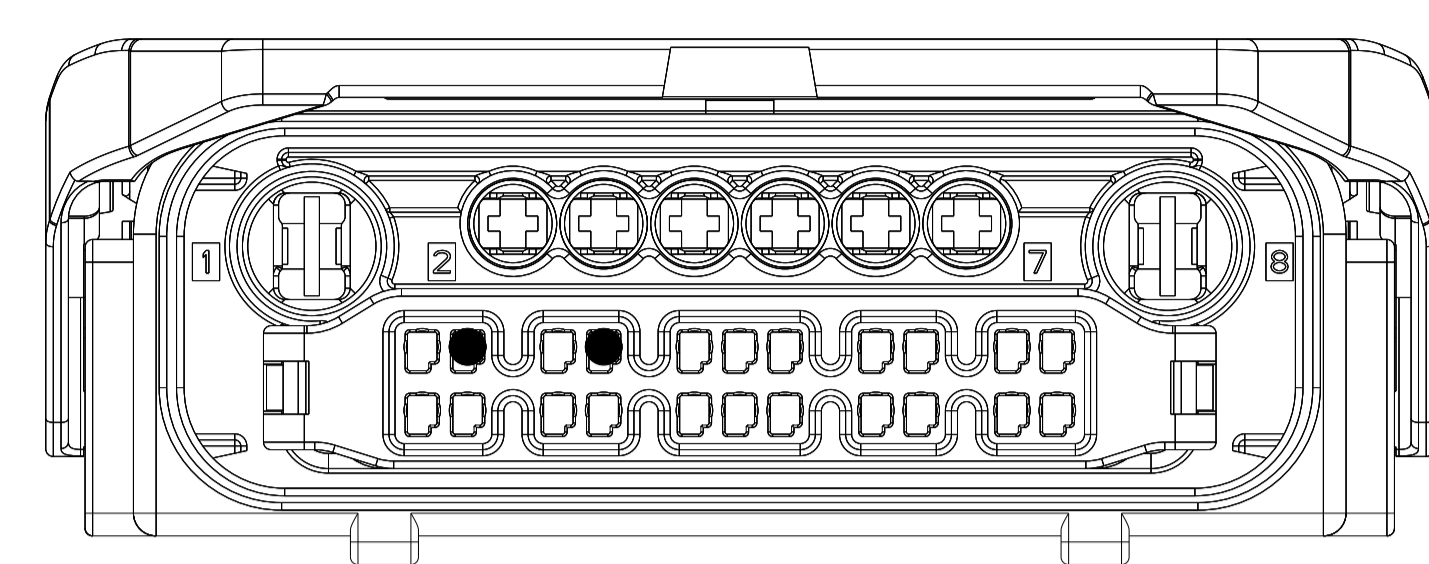
REVISIONS				
P	LTN	DESCRIPTION	DATE	APVD
-	-	SEE SHEET 1	-	-
-	-	-	-	-
-	-	-	-	-
-	-	-	-	-



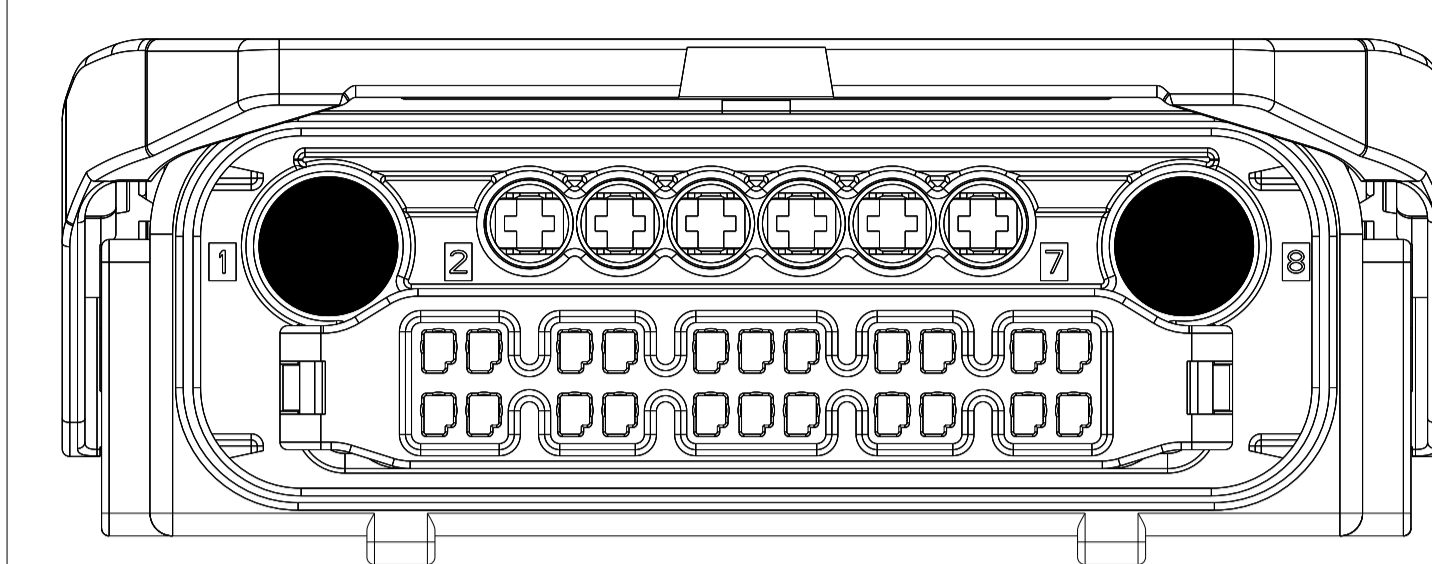
2-2301462-5
KEY A - BLACK



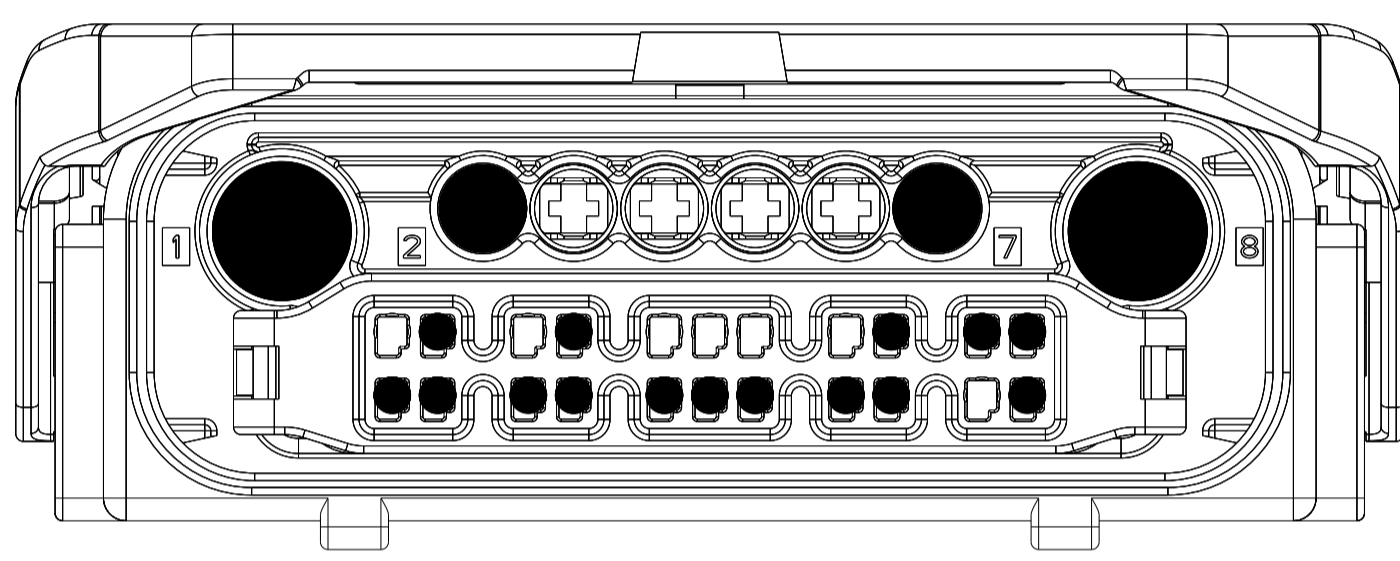
2-2301462-6
KEY A - BLACK



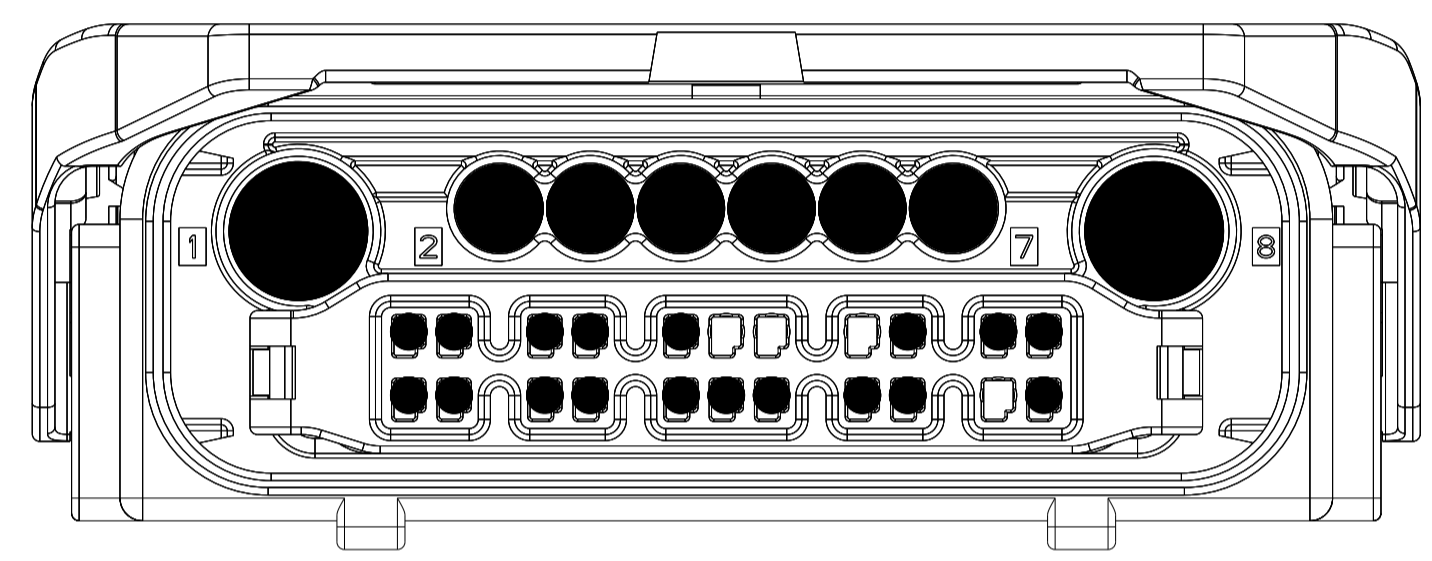
2-2301462-7
KEY A - BLACK



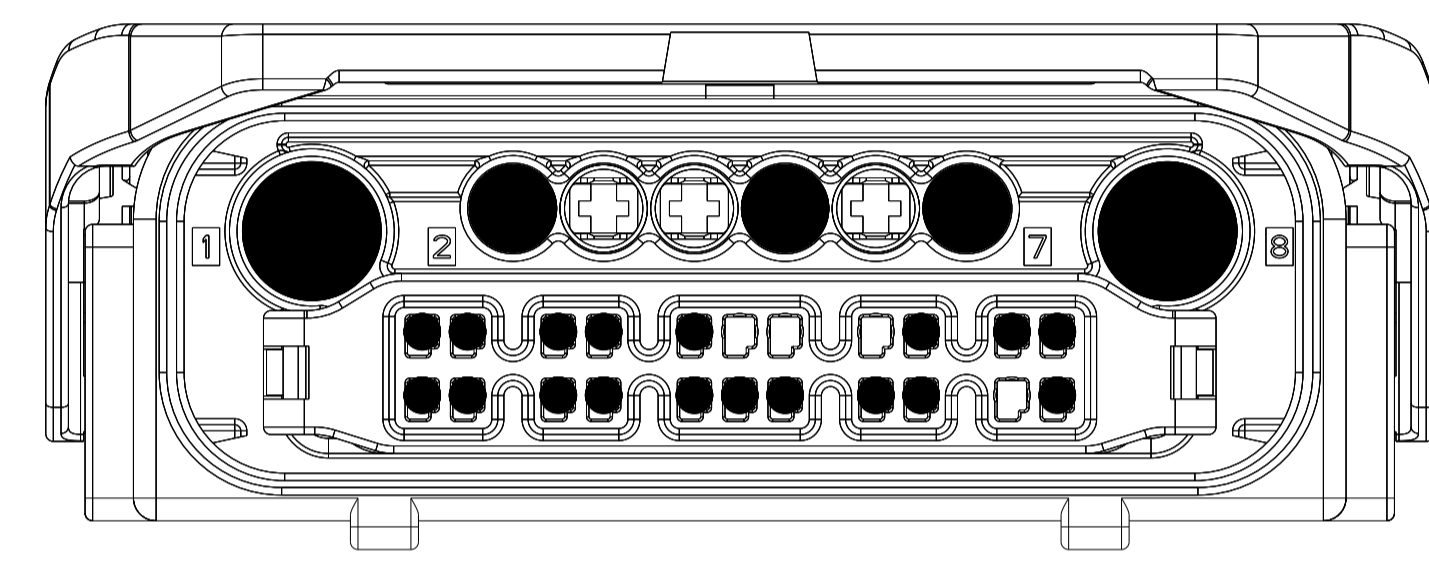
2-2301462-8
KEY A - BLACK



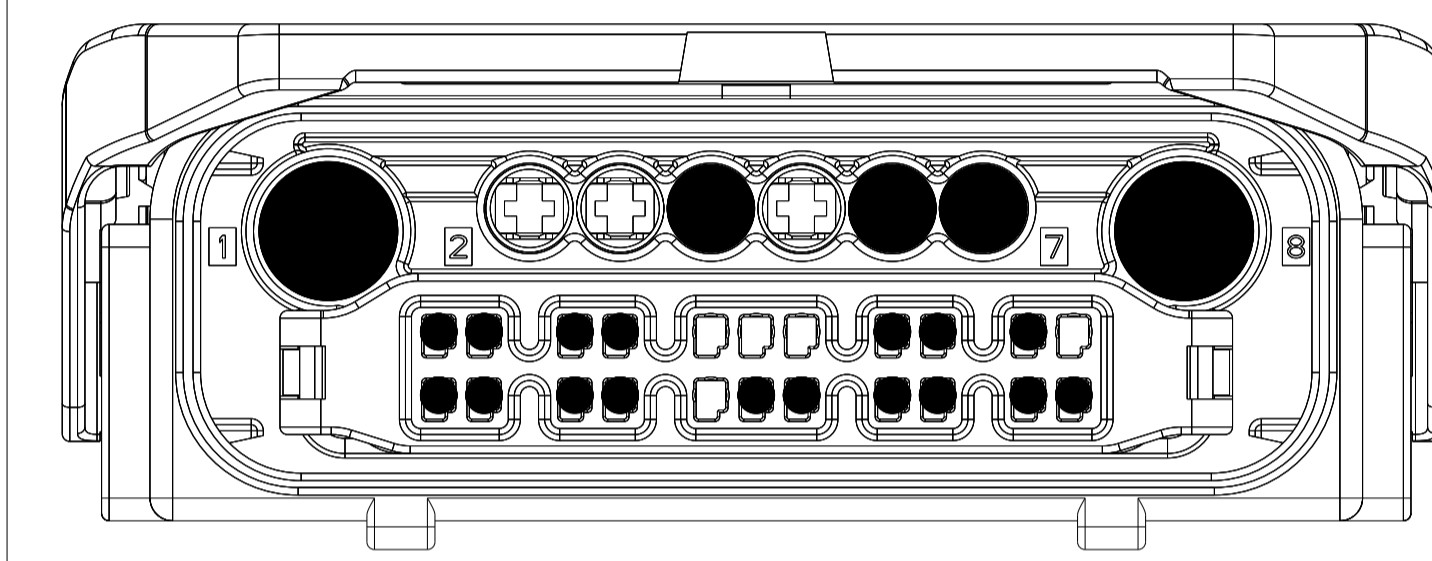
2-2301462-9
KEY A - BLACK



3-2301462-0
KEY A - BLACK



3-2301462-1
KEY A - BLACK



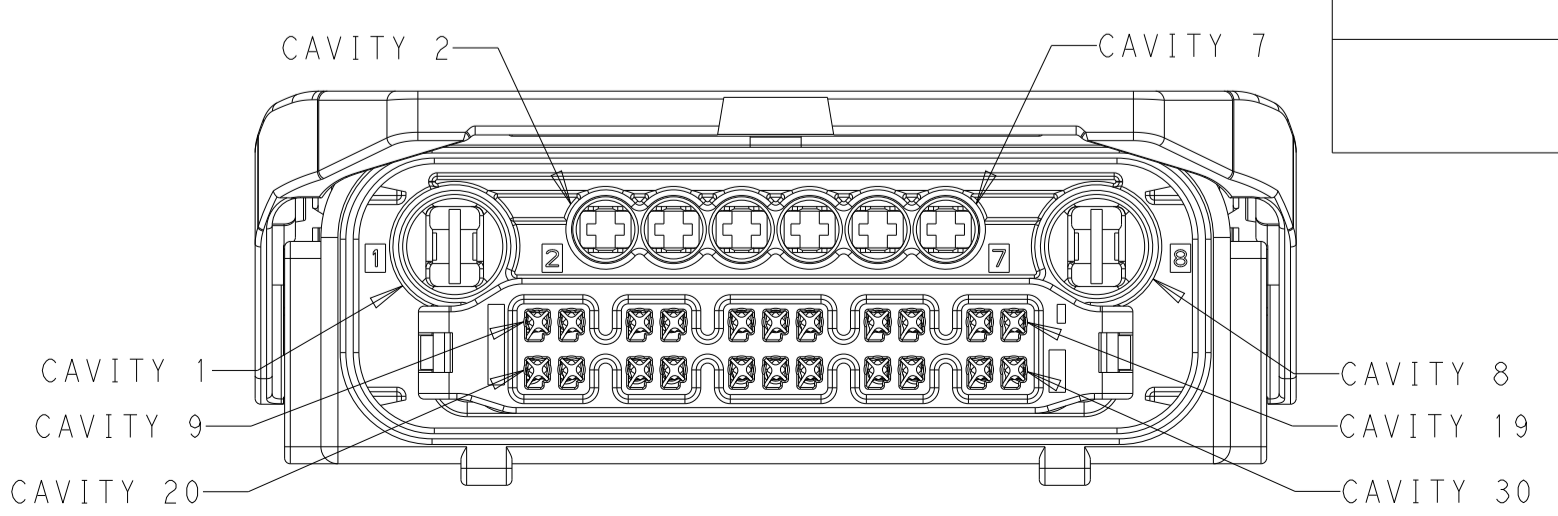
3-2301462-2
KEY A - BLACK

CIRCUITS WITH SHADED CIRCLES ARE BLOCKED

TOOLING STATUS	30	29	28	27	26	25	24	23	22	21	20	19	18	17	16	15	14	13	12	11	10	9	8	7	6	5	4	3	2	1	KEY	OUTER HOUSING COLOR	ASSEMBLY PART #
TOOLED																															A	BLACK	3-2301462-2
TOOLED																															A	BLACK	3-2301462-1
TOOLED																															A	BLACK	3-2301462-0
TOOLED																															A	BLACK	2-2301462-9
TOOLED																															A	BLACK	2-2301462-8
TOOLED																															A	BLACK	2-2301462-7
TOOLED																															A	BLACK	2-2301462-6
TOOLED																															A	BLACK	2-2301462-5
TOOLING STATUS	30	29	28	27	26	25	24	23	22	21	20	19	18	17	16	15	14	13	12	11	10	9	8	7	6	5	4	3	2	1	KEY	OUTER HOUSING COLOR	ASSEMBLY PART #

TERMINAL HOLE POSITION
 CAVITIES WITH A NUMERIC SYMBOL INDICATES CLOSED TERMINAL LOCATION
 BLANK CAVITIES INDICATES OPEN TERMINAL HOLE LOCATIONS

PIN OUT CHART



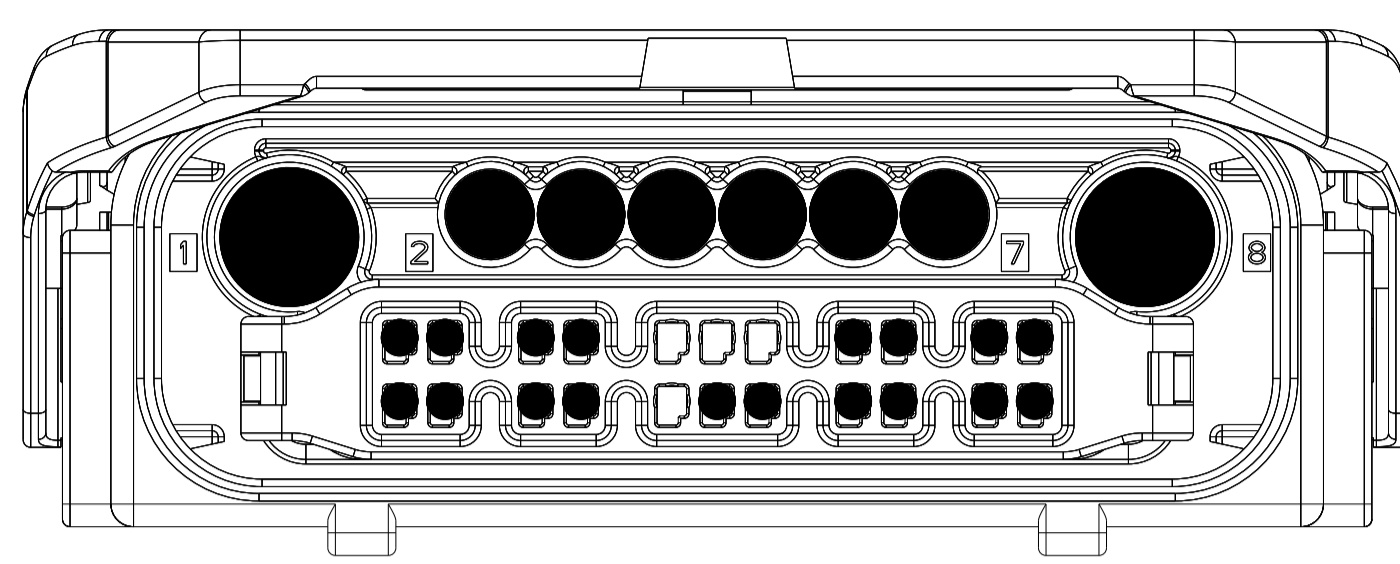
THIS DRAWING IS A CONTROLLED DOCUMENT. **TE Connectivity**

DIMENSIONS: mm
 TOLERANCES UNLESS OTHERWISE SPECIFIED:
 0 PLC ±0.5
 1 PLC ±0.3
 2 PLC ±0.3
 3 PLC ±0.3
 4 PLC ±0.3
 ANGLES ±3°
 MATERIAL FINISH

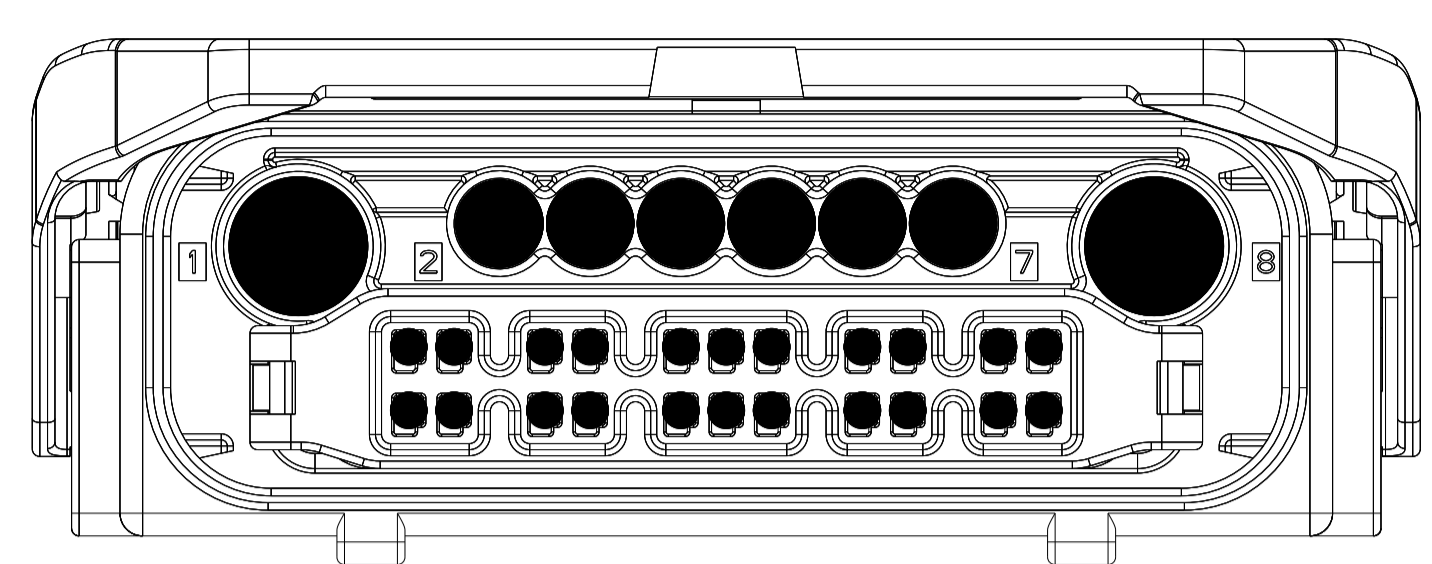
DWG: R. HETRICK 18APR2016
 CHK: R. HETRICK 18APR2016
 APVD: R. HETRICK 18APR2016
 PRODUCT SPEC
 APPLICATION SPEC
 WEIGHT: -
 CUSTOMER DRAWING

NAME: 30P SEALED HYBRID PLUG ASSEMBLY
 SIZE: A1
 CAGE CODE: -
 DRAWING NO: C=2301462
 SCALE: 3:2
 SHEET: 5 of 6
 REV: C18

REVISIONS				
P	LTN	DESCRIPTION	DATE	APVD
-	-	SEE SHEET 1	-	-
-	-	-	-	-
-	-	-	-	-



3-2301462-3
KEY A - BLACK

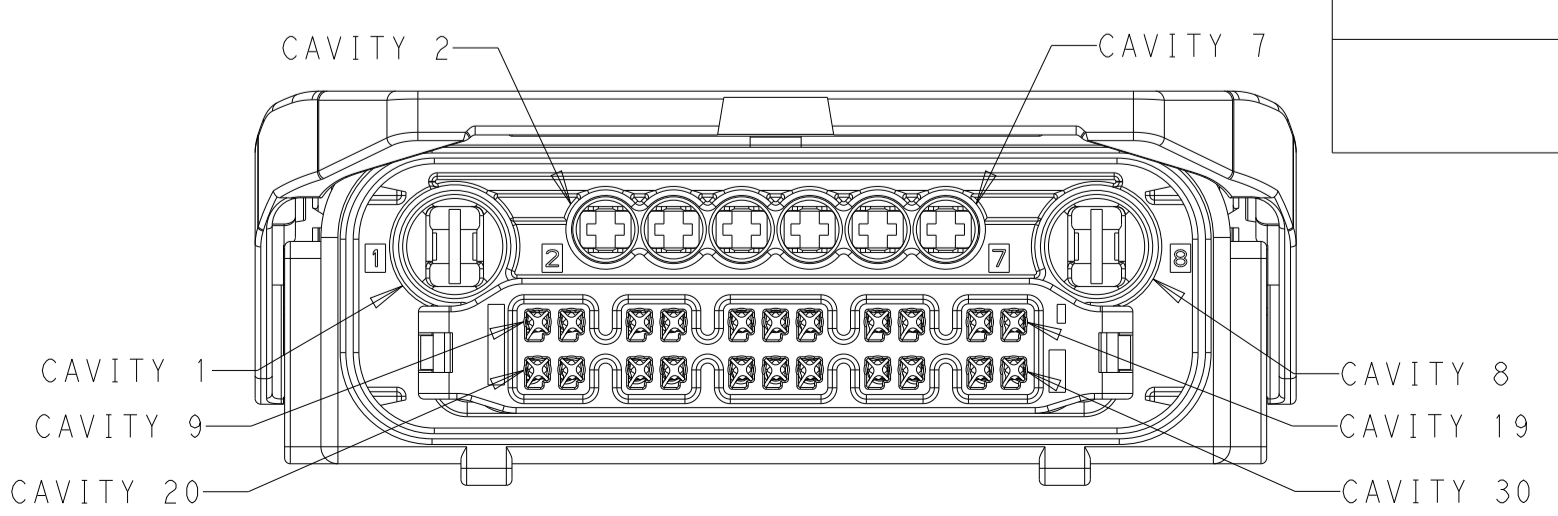


9-2301462-9
KEY A - BLACK

CIRCUITS WITH SHADED CIRCLES ARE BLOCKED

TOOLED	30	29	28	27	26	25	24	23	22	21	20	19	18	17	16	15	14	13	12	11	10	9	8	7	6	5	4	3	2	1	A	BLACK	9-2301462-9
TOOLED	30	29	28	27	26	25		23	22	21	20	19	18	17	16				12	11	10	9	8	7	6	5	4	3	2	1	A	BLACK	3-2301462-3
TOOLING STATUS	30	29	28	27	26	25	24	23	22	21	20	19	18	17	16	15	14	13	12	11	10	9	8	7	6	5	4	3	2	1	KEY	OUTER HOUSING COLOR	ASSEMBLY PART #
	TERMINAL HOLE POSITION CAVITIES WITH A NUMERIC SYMBOL INDICATES CLOSED TERMINAL LOCATION BLANK CAVITIES INDICATES OPEN TERMINAL HOLE LOCATIONS																																

PIN OUT CHART



THIS DRAWING IS A CONTROLLED DOCUMENT.

DIMENSIONS:	TOLERANCES UNLESS OTHERWISE SPECIFIED:	OWN: R. HETRICK 18APR2016	CHK: R. HETRICK 18APR2016	TE Connectivity
mm	0 PLC ±.5	APVD: R. HETRICK 18APR2016	NAME: 30P SEALED HYBRID PLUG ASSEMBLY	
	1 PLC ±0.5	PRODUCT SPEC:	APPLICATION SPEC:	
	2 PLC ±0.3	APPLIC. SPEC:	SIZE: A1	
MATERIAL:	ANGLES ±.5°	WEIGHT:	CAGE CODE: -	DRAWING NO: C=2301462
	FINISH:	CUSTOMER DRAWING	SCALE: 3:2	SHEET: 6 OF 6