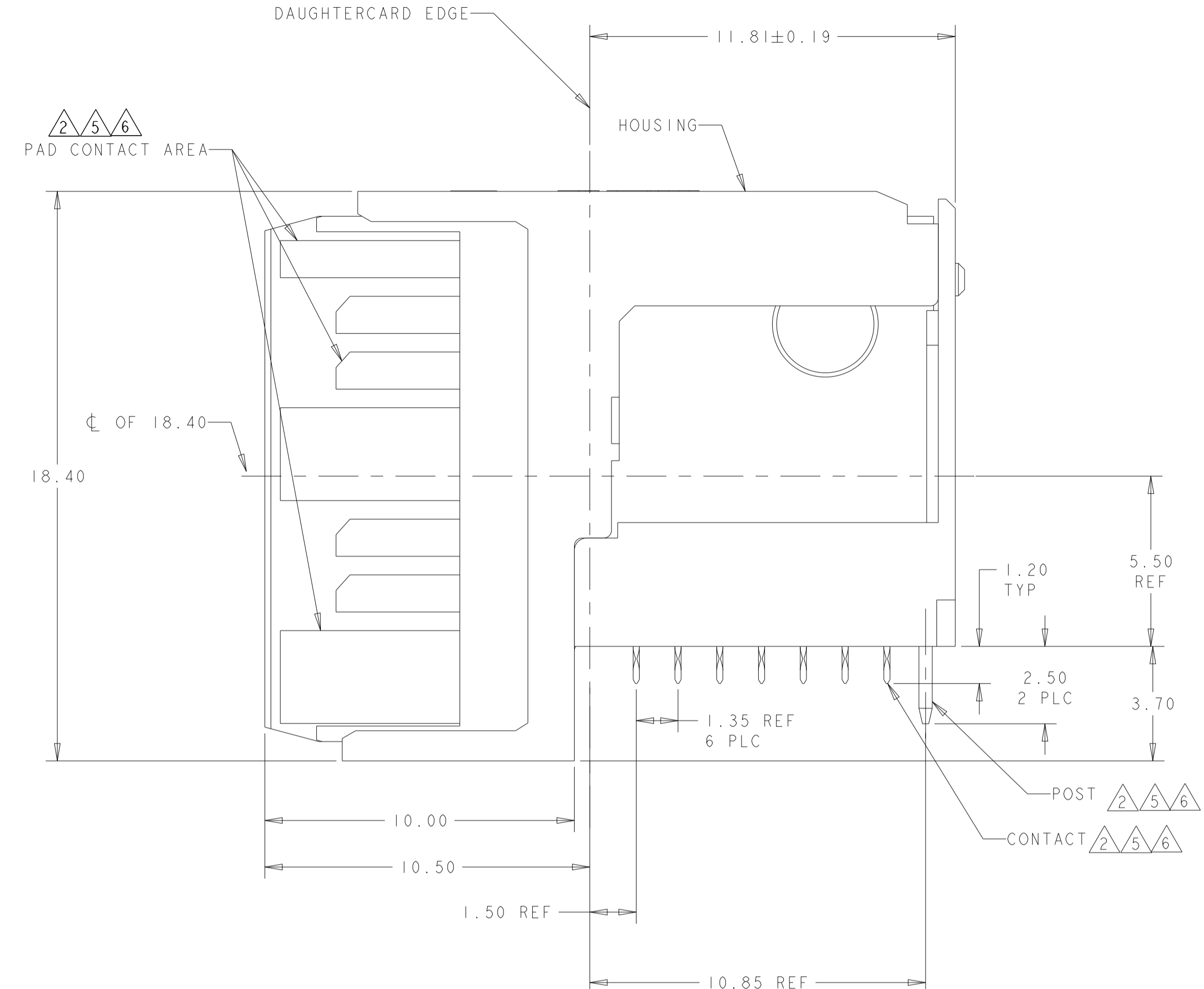
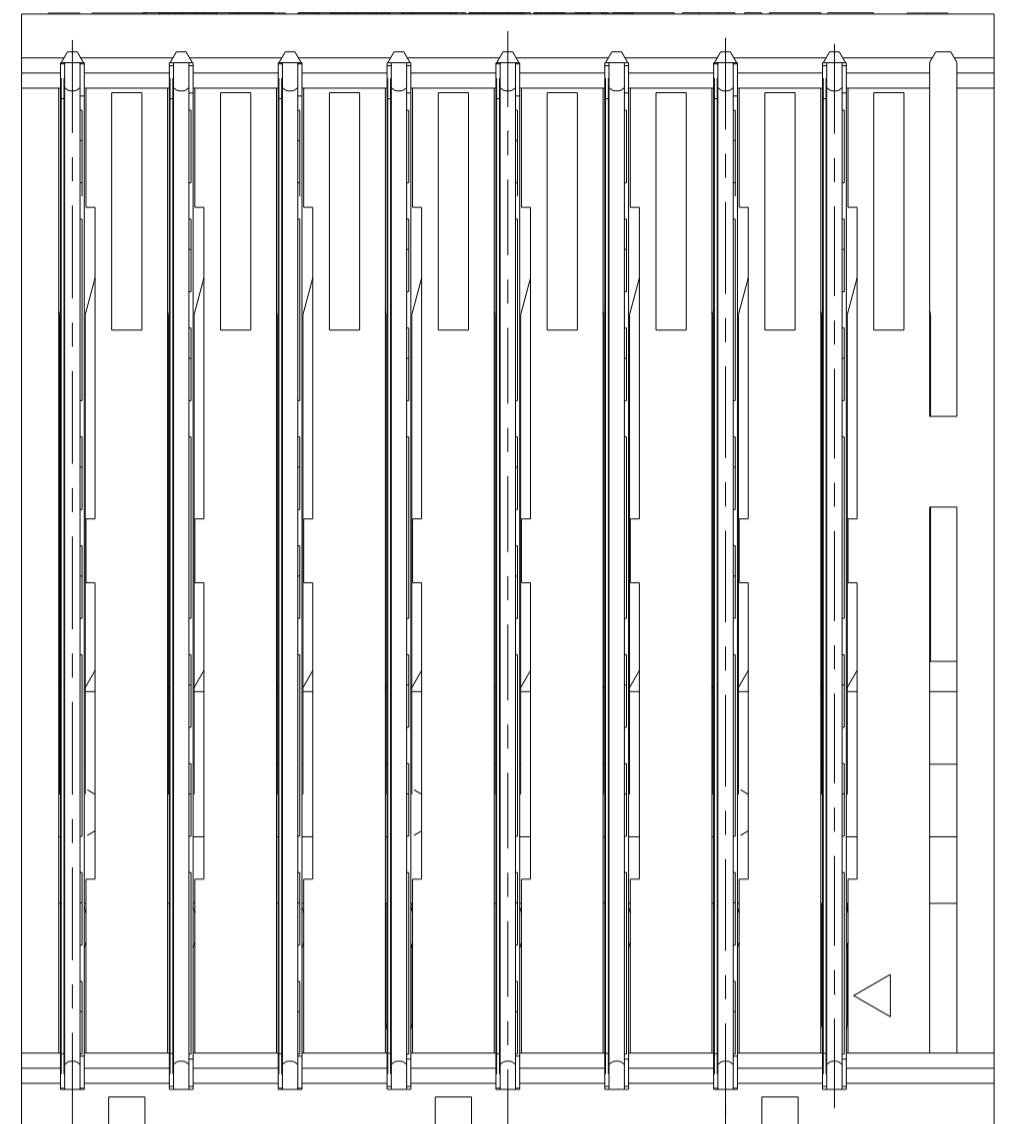


REVISIONS				
P	LN	DESCRIPTION	DATE	APPV
A		RELEASED PER ECO-19-001811	05FEB2019	DCB AT
B		REV PER ECO-21-003080	16OCT2021	LN DH



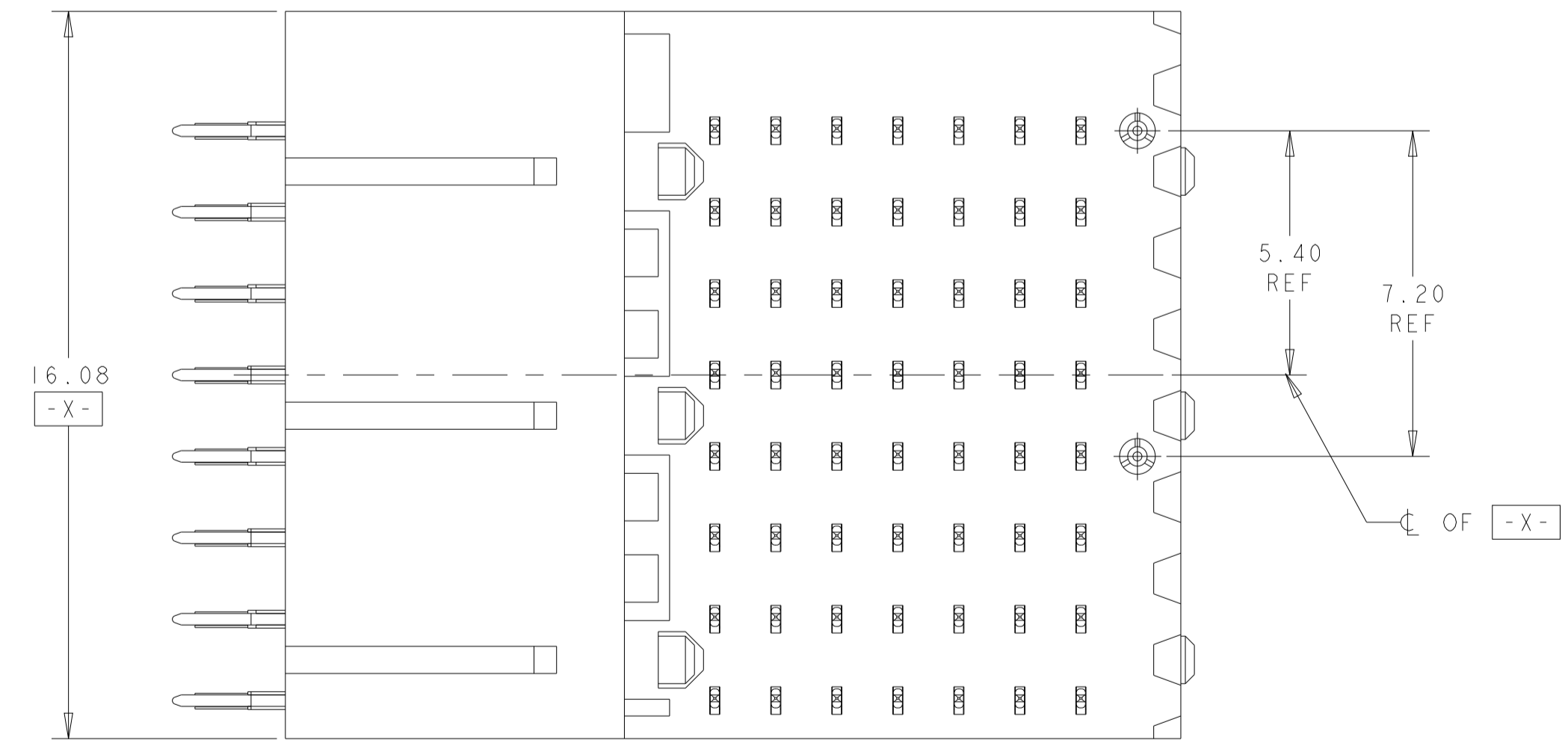
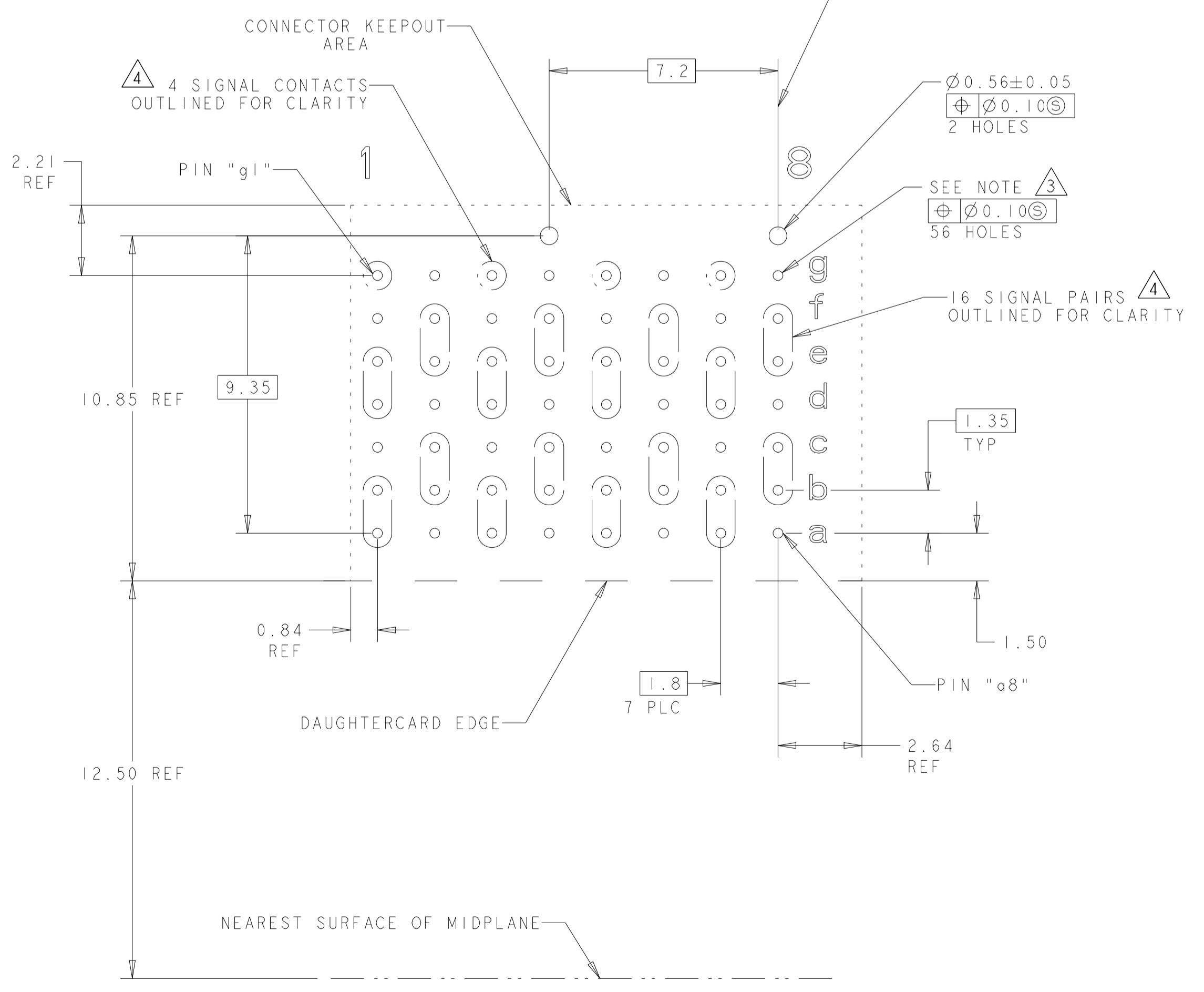
- 1 HOUSING: LCP, UL94V0, COLOR: BLACK.
CONTACT: PHOSPHOR BRONZE.
POST: BRASS WIRE
- 2 CONTACT: 1.27µm MIN GOLD IN PAD CONTACT AREA, 1.27µm MIN TIN-LEAD (93/7) ON PCB TAIL OVER 1.27µm MIN. NICKEL OVER ALL.
POST: 1.27µm MIN NICKEL PLATED.
- 3 PLATED THRU HOLE SPECIFICATION:
DRILLED HOLE: $\varnothing 0.40 \pm 0.02$
0.025-0.050 THICK COPPER PLATING (MAX HARDNESS 150 KNOOP)
FINISH OPTIONS:
0.0038-0.0124 HOT AIR SOLDER LEVELING (HASL) TIN-LEAD (SnPb)
0.0005-0.004 IMMERSION TIN (Sn)
0.0002-0.0005 ORGANIC SOLDERABILITY PRESERVATIVE (OSP)
0.0001-0.0005 IMMERSION SILVER (Ag)
0.0001-0.0005 IMMERSION GOLD OVER 0.00127-0.0076 NICKEL (ENIG)
FINISH HOLE DIAMETER AFTER PLATING = $\varnothing 0.31$ REF
- 4 SEE TABLE 1 FOR INTERCONNECTIONS TO BACKPLANE CONNECTOR.
- 5 CONTACT: 1.27µm MIN GOLD IN PAD CONTACT AREA, 1.27µm MIN TIN ON PCB TAIL OVER 1.27µm MIN. NICKEL OVER ALL.
POST: 1.27µm MIN NICKEL PLATED.
- 6 CONTACT: 1.27µm MIN GOLD IN PAD CONTACT AREA, 1.27µm MIN TIN-LEAD (60/40) ON PCB TAIL OVER 1.27µm MIN. NICKEL OVER ALL.
POST: 1.27µm MIN NICKEL PLATED.

TABLE 1
INTERCONNECTIONS WITH BACKPLANE CONNECTOR 21302788

TYPICAL INTERCONNECTIONS FOR ODD COLUMN (WAFER): 1,3,5,7		
CONTACT USAGE	DAUGHTERCARD CONNECTOR PIN	BACKPLANE CONNECTOR PIN
SIGNAL PAIR	ax	ax
SIGNAL PAIR	bx	bx
SIGNAL PAIR	dx	ex
SIGNAL PAIR	ex	fx
SIGNAL PAIR	gx	ix
GROUND	cx, fx (ALL COMMONED)	cx, dx, gx, hx

TYPICAL INTERCONNECTIONS FOR EVEN COLUMN (WAFER): 2,4,6,8		
CONTACT USAGE	DAUGHTERCARD CONNECTOR PIN	BACKPLANE CONNECTOR PIN
SIGNAL PAIR	bx	cx
SIGNAL PAIR	cx	dx
SIGNAL PAIR	ex	gx
SIGNAL PAIR	fx	hx
GROUND	ax, dx, gx, fx (ALL COMMONED)	ax, bx, ex, fx, ix

NOTE: "x" DESIGNATES THE COLUMN NUMBER



PC BOARD REAR TRANSITION MODULE (CONNECTOR SIDE)
SCALE 8:1

6	2302796-3
5	2302796-2
2	2302796-1
PLATING	PART NO

THIS DRAWING IS A CONTROLLED DOCUMENT.

OWN: R. MILLER 11JUL2017
CHK: A. TSANG 11JUL2017
APPV: -

DIMENSIONS: mm
TOLERANCES UNLESS OTHERWISE SPECIFIED:
0 PLC ±0.5
2 PLC ±0.13
3 PLC ±0.13
4 PLC ±0.13
ANGLES ±1°

MATERIAL: SEE TABLE
FINISH: SEE TABLE

PRODUCT SPEC: 108-2072-3
APPLICATION SPEC: 114-163004
WEIGHT: 5.41g

NAME: RIGHT-ANGLE PLUG ASSY, 7 ROW, HALF LEFT END, DIFFERENTIAL, RTM, MULTIGIG RT 3
SIZE: 114-163004
CAGE CODE: 100779
DRAWING NO: 2302796

RESTRICTED TO: A

SCALE: 5:1 SHEET 1 OF 1 REV B