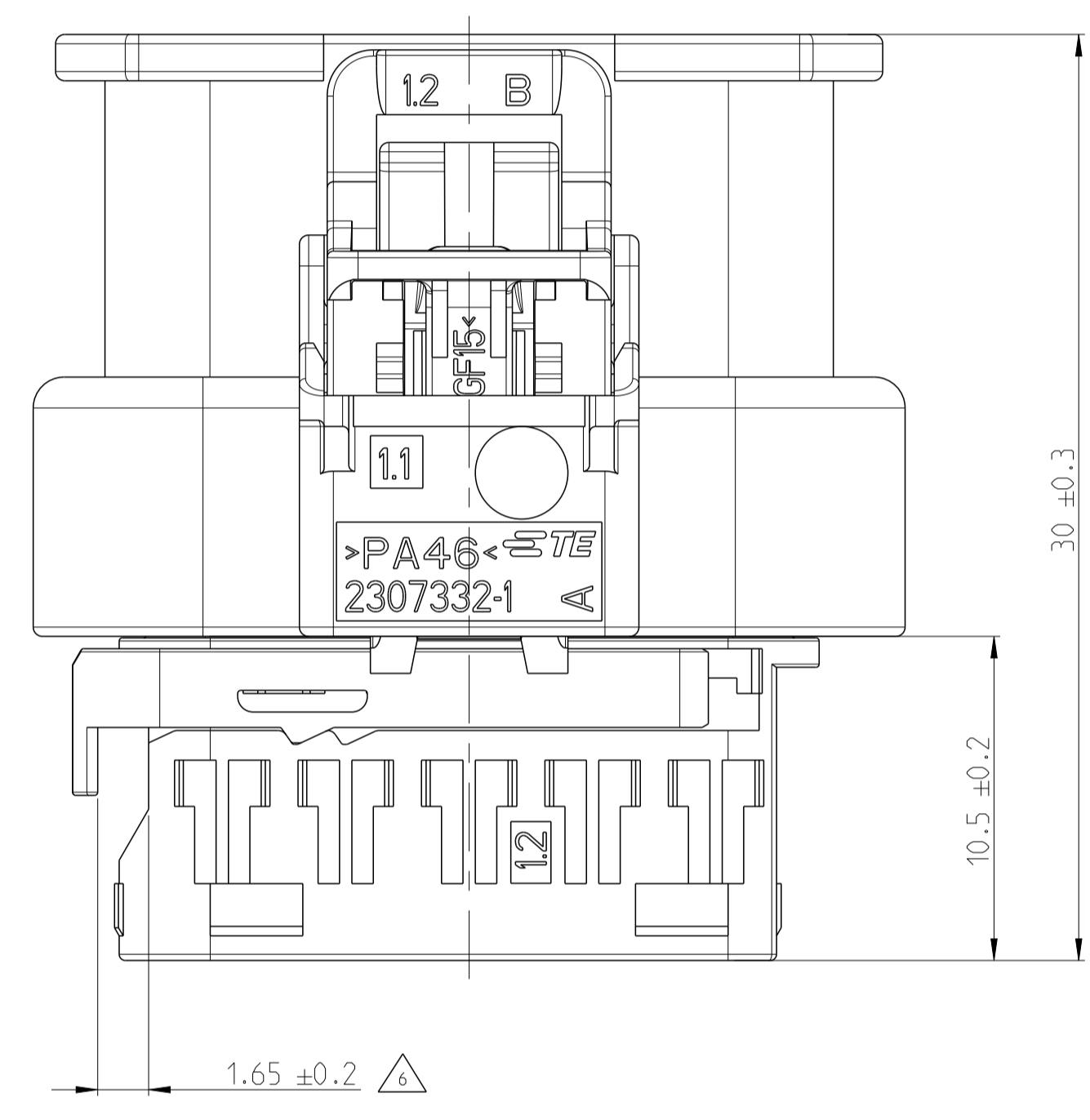
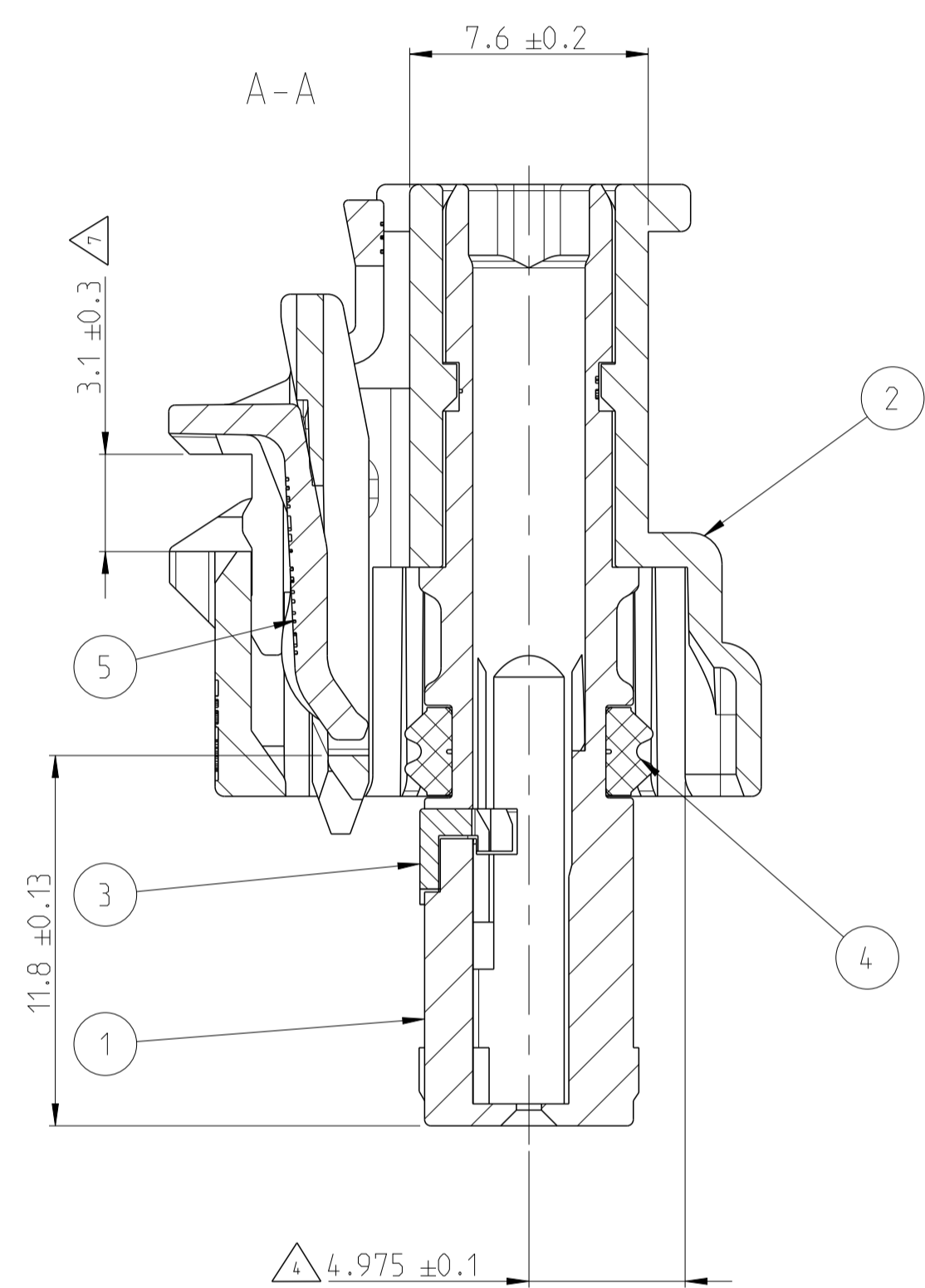
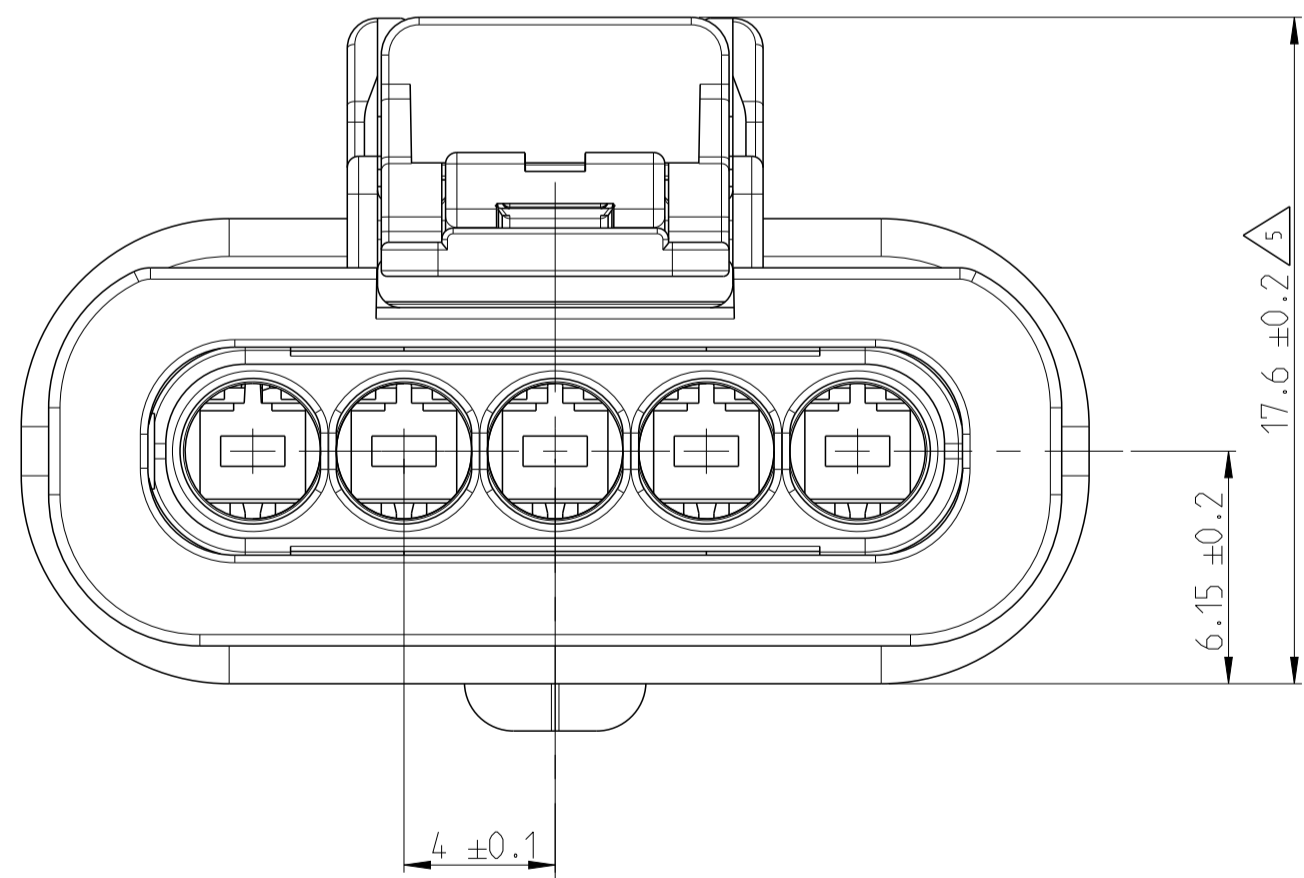
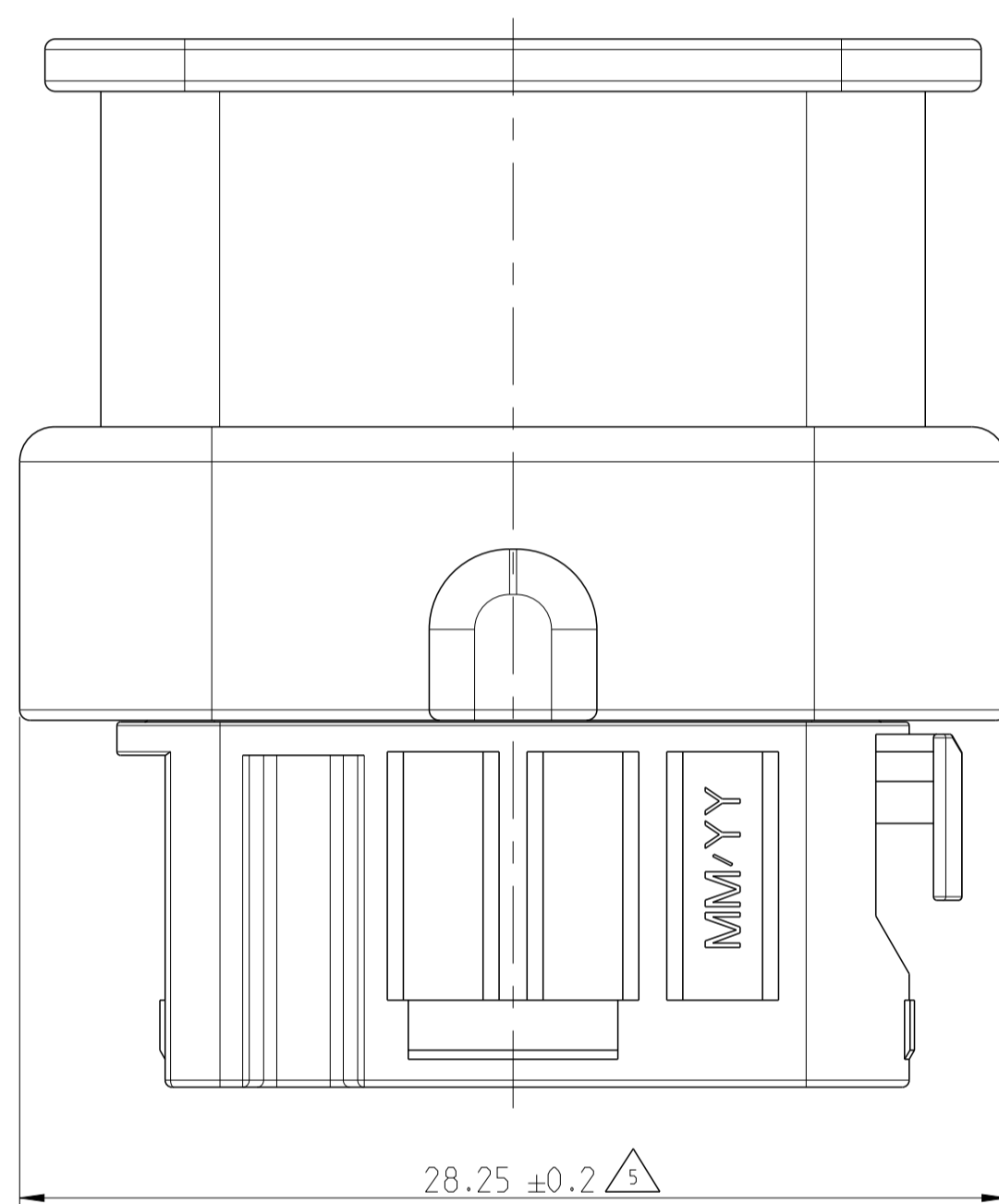
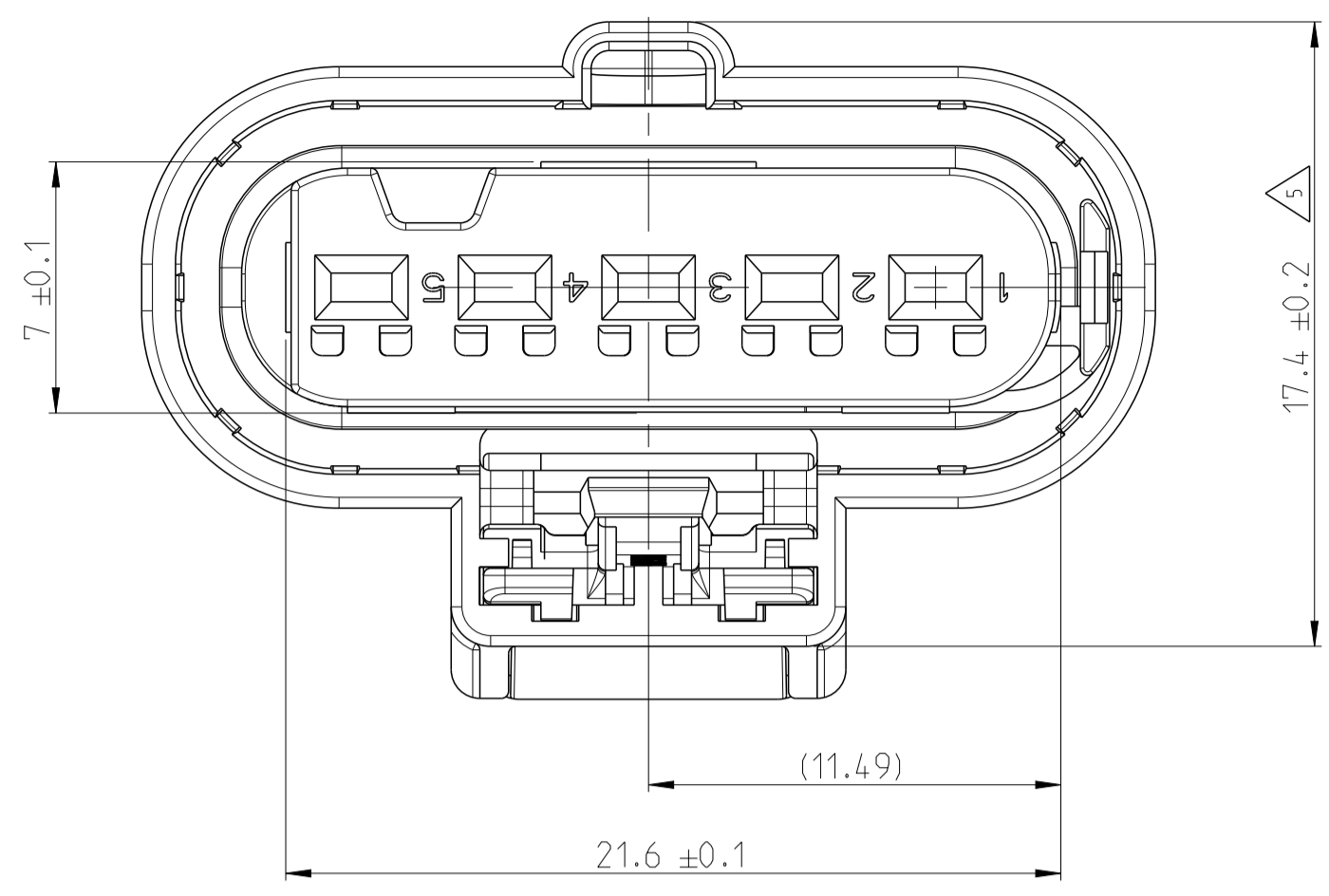


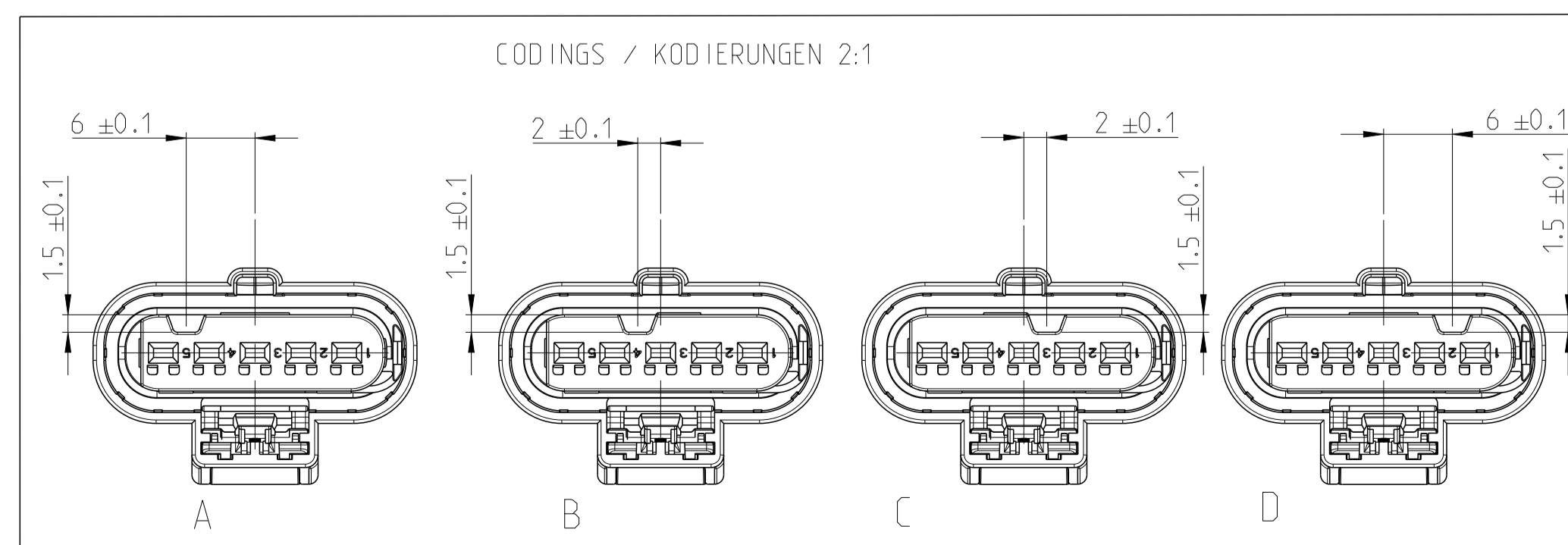
PROJECT NR.:		REVISIONS			
P	LTH	DESCRIPTION	DATE	DMN	APVD
	A1	NEW DRAWING	11MAY2017	AW	RW



- 3 CAVI-CAVS INSULATION DIAMETER: FROM 1.2 TO 2.1
- 4 WARPAGE PERMITTED TO MAX 0.3
- 5 WARPAGE PERMITTED TO MAX 0.5
- 6 SUPPLY CONDITION: RETAINER ITEM 3 IN PRE LOCKED POSITION AFTER CONTACT LOADING AND BEFORE CONTACT EXTRACTION TO DRIFT IN THIS DIRECTION (1.65MM)
- 7 SUPPLY CONDITION: CPA ITEM 5 IN PRE LOCKED POSITION AFTER MATING AND BEFORE UNMATING TO DRIFT IN THIS DIRECTION (3.1MM)
- 1 K1-K5 ISOLATIONS-DURCHMESSER: VON 1.2 BIS 2.1
- 2 VERZUG ZULAESSIG BIS MAX 0.3
- 3 VERZUG ZULAESSIG BIS MAX 0.5
- 4 LIEFERZUSTAND: TEIL POS 3 IN VORRSTELLUNG NACH KONTAKTBESTUECKUNG UND VOR KONTAKTENTNAHME IN DIESER RICHTUNG 1.65MM VERSCHIEBEN
- 5 LIEFERZUSTAND: CPA ITEM 5 IN VORRSTELLUNG NACH STECKUNG UND VOR D RUECKEN DES VERRIEGELUNGSHEBELS IN DIESER RICHTUNG 3.1MM VERSCHIEBEN

CONTACTS/SWS: HPF 1.2, 0.35mm ² KONTAKTE/EDS: HPF 1.2	SEE DRW. 2208363 2297816	3
CONTACTS/SWS: HPF 1.2, 0.5mm ² KONTAKTE/EDS: HPF 1.2	SEE DRW. 2208362 2297817	3
CONTACTS/SWS: HPF 1.2, 0.75mm ² KONTAKTE/EDS: HPF 1.2	SEE DRW. 2208360 2297818	3
CONTACTS/SWS: HPF 1.2, 1.0mm ² KONTAKTE/EDS: HPF 1.2	SEE DRW. 2208360 2297819	3
SPECIAL UNLOCKING TOOLS SPEZIELLE ENTRIEGELUNGS-WERKZEUGE	3-1579018-4	
TO BE USED WITH ZU VERWENDEN MIT	-	
PACKING VERPACKUNG	BULK SCHUETTUT	
FITTING BLINDPLUGS PASSENDE BLINDSTOPFEN	967056-1	
COUNTERPART GEGENSTUECK	-	
INTERFACE SCHNITTSTELLE	114-18679-3	
PRODUCT-SPEC. PRODUKT-SPEZ.	108-94615	1
APPLICATION-SPEC. VERARBEITUNGS-SPEZ.	114-94415	2
TE CONNECTIVITY NO. CONNECTIVITY NR.		

TE-ASSY-NO. TE-ZSB.-NR.	ASSY REV ZSB. REV.	CODING KODIERUNG	MATERIAL	DESCRIPTION BENENNUNG	COLOR SIM. FARBE AEHNL.	RAL	QTY. MENGE	ITEM NO. ITEM NR.
5-2307335-4	A	D	PA66-GF15	CPA	RED	RAL3003	1	5
			VM0	RADIAL SEAL	NATURE		1	4
			PA66-GF15	RETAINER SPOS	VIOLET	RAL4006	1	3
			PA46	PROTEC COVER MCON 1.2, SPOS	BLACK	RAL9011	1	2
5-2307335-3	A	C	PA66-GF15	SPOS, HPF 1.2, REC HSG, SLD	VIOLET	RAL4006	1	1
			PA66-GF15	CPA	RED	RAL3003	1	5
			VM0	RADIAL SEAL	NATURE		1	4
			PA66-GF15	RETAINER SPOS	VIOLET	RAL4006	1	3
5-2307335-2	A	B	PA46	PROTEC COVER MCON 1.2, SPOS	BLACK	RAL9011	1	2
			PA66-GF15	SPOS, HPF 1.2, REC HSG, SLD	LIGHT PINK	RAL3015	1	1
			PA66-GF15	CPA	RED	RAL3003	1	5
			VM0	RADIAL SEAL	NATURE		1	4
5-2307335-1	A	A	PA66-GF15	RETAINER SPOS	VIOLET	RAL4006	1	3
			PA46	PROTEC COVER MCON 1.2, SPOS	BLACK	RAL9011	1	2
			PA66-GF15	SPOS, HPF 1.2, REC HSG, SLD	CURRY YELLOW	RAL9027	1	1
			PA66-GF15	CPA	RED	RAL3003	1	5



TOLERANCING ACC. TO ISO 8015 @ ISO 2911
 TOLERANZES UNLESS OTHERWISE SPECIFIED ACC. TO ISO 14045
 AND DIN 15212:106

DIESE ZEICHNUNG IST EIN KONTROLLIERTES DOKUMENT.
 DIMENSIONEN UND TOLERANZEN GEMÄSS GPS (ISO STANDARDS).

THIS DRAWING IS A CONTROLLED DOCUMENT.
 DIMENSIONING AND TOLERANCING PER GPS (ISO STANDARDS).

DIMENSIONS: MASSENHEITEN: MM	TOLERANCES UNLESS OTHERWISE SPECIFIED ALSBESONDERERWEISE	APVD	NAME
0 PLC	±0.1		
1 PLC	±0.05		
2 PLC	±0.02		
3 PLC	±0.01		
4 PLC	±0.005		

DMN: A. WEIPERT 12MAY2017
 CHK: R. WIENZLIERS

PRODUCT SPEC
 PRODUKTSPEZ.

APPLICATION SPEC
 VERARBEITUNGSPEZ.

WEIGHT
 GEWICHT: 4.9

CUSTOMER DRAWING

SIZE: A1
 CAGE CODE: 00779
 DRAWING NO.: 2307335

RESTRICTED TO
 NUR FÜR

SCALE: 5:1
 SHEET: 1 OF 1
 REV: A2