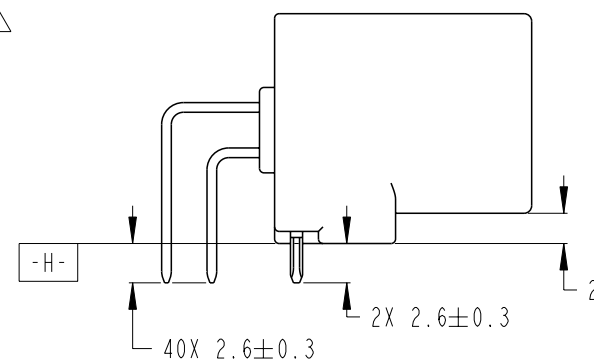
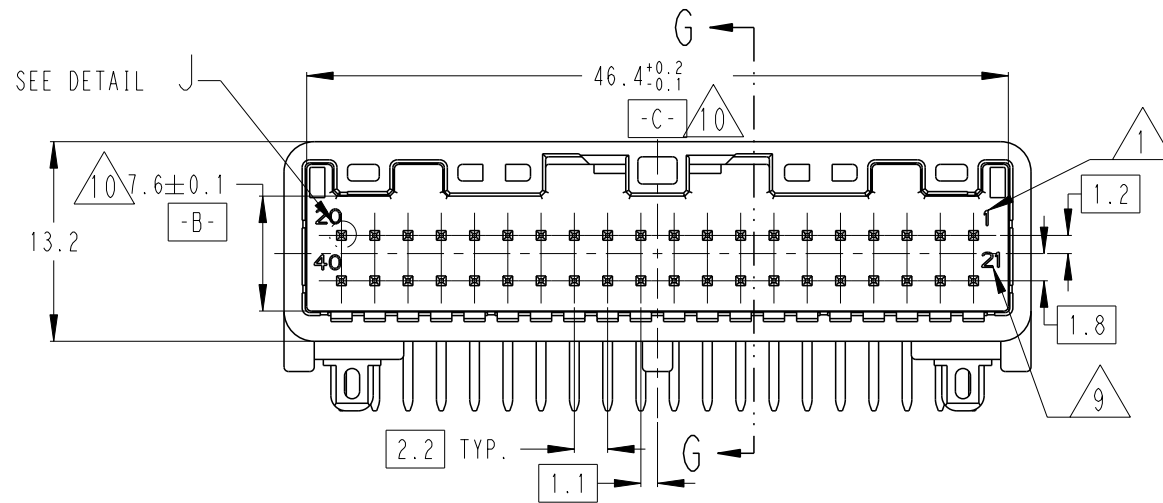
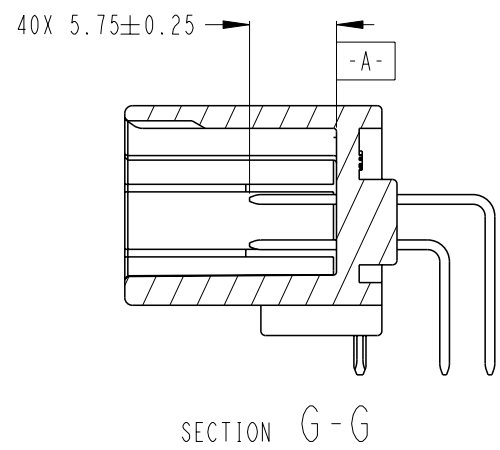
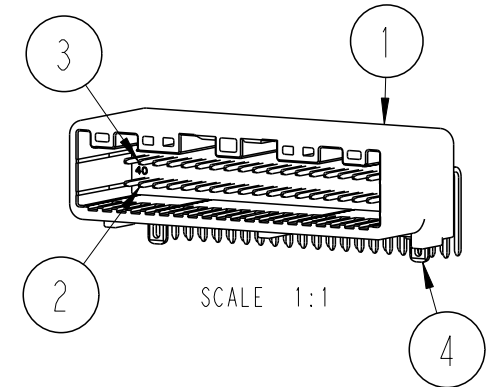
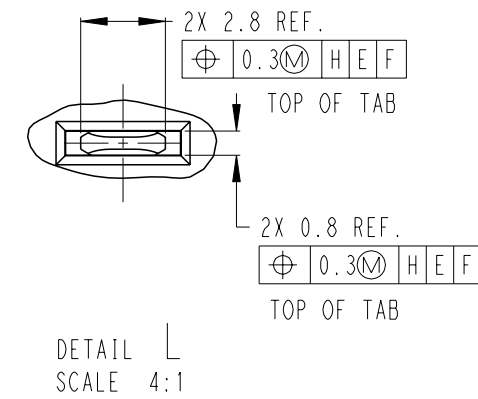
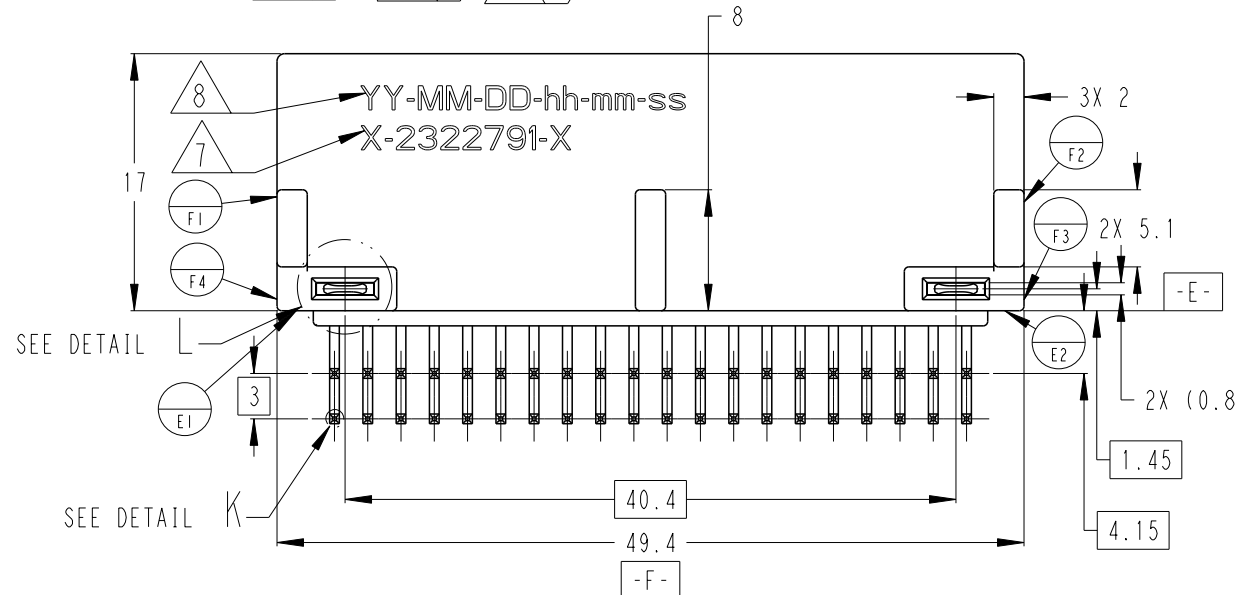
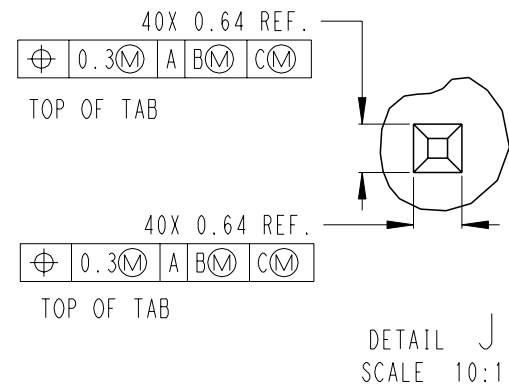
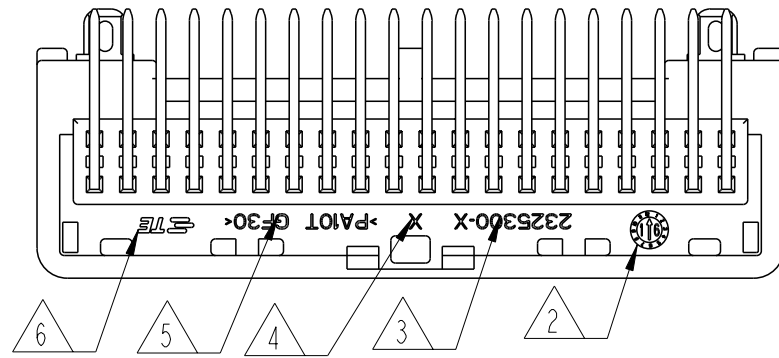
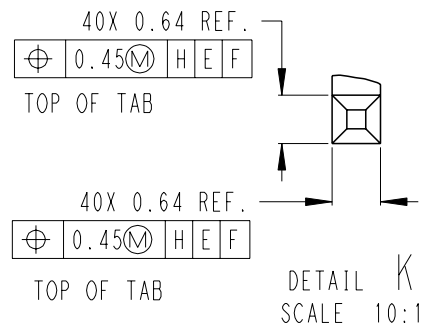


THIS DRAWING IS UNPUBLISHED. RELEASED FOR PUBLICATION 20
 © COPYRIGHT 20 BY - ALL RIGHTS RESERVED.

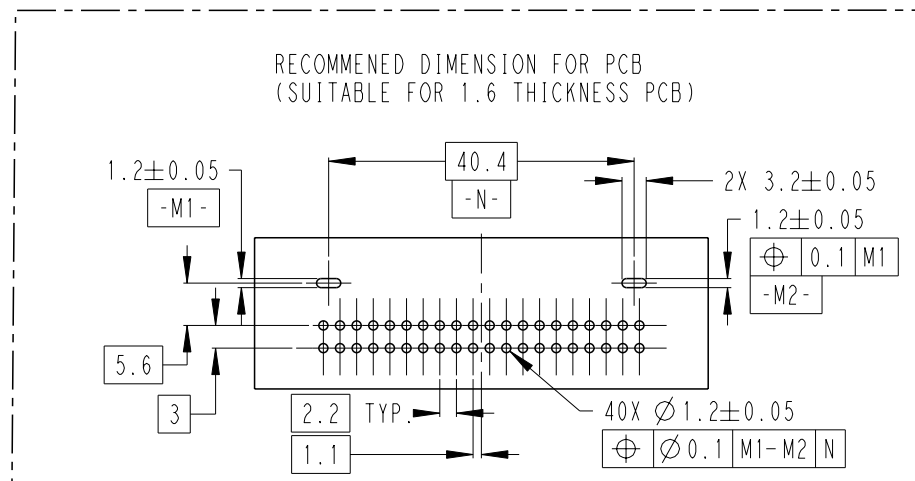
REVISIONS

P	LTR	DESCRIPTION	DATE	DWN	APVD
C4		ECN-23-208481	17APR23	C. J	J. Z
C5		ECN-23-217819	15JUN23	C. J	J. Z
C6		ECN-23-245057	25SEP23	C. J	J. Z
C7		ECN-24-284594	13SEP24	C. J	J. Z



- 1. MATERIAL: SEE TABLE
- 2 MOLD DATE CODE
- 3 HOUSING PART NO.
- 4 MOLD CAVITY NO.
- 5 PLASTIC MATERIAL
- 6 TE LOGO
- 7 ASS'Y PART NO.
- 8 ASS'Y MANUFACTURE DATE
- 9 PIN NO.
- 10 MEASURED ON SUPPORT AREA ABOVE BOTTOM 2.0mm

11. FEMALE CONNECTOR PART NO.: 1318389-
 2325415-
 FEMALE TERMINAL PART NO.: 1123343-1



THIS DRAWING IS A CONTROLLED DOCUMENT.

DIMENSIONS: mm	TOLERANCES UNLESS OTHERWISE SPECIFIED: ±0.3
	0 PLC ± 1 PLC ± 2 PLC ± 3 PLC ± 4 PLC ± ANGLES ± FINISH -
MATERIAL SEE TABLE	

DWN J. YIN	19SEP2017
CHK W. WU	30OCT2017
APVD I. YIN	31OCT2017
PRODUCT SPEC	-
APPLICATION SPEC	-
WEIGHT	-
CUSTOMER DRAWING	

TE Connectivity		NAME	
		025 SERIES 40 POS 90 DEG PIP HEADER CONNECTOR	
SIZE	CAGE CODE	DRAWING NO	RESTRICTED TO
A3	00779	C-2322791	
SCALE		SHEET	REV
2:1		1 OF 2	C7

THIS DRAWING IS UNPUBLISHED.

RELEASED FOR PUBLICATION

20

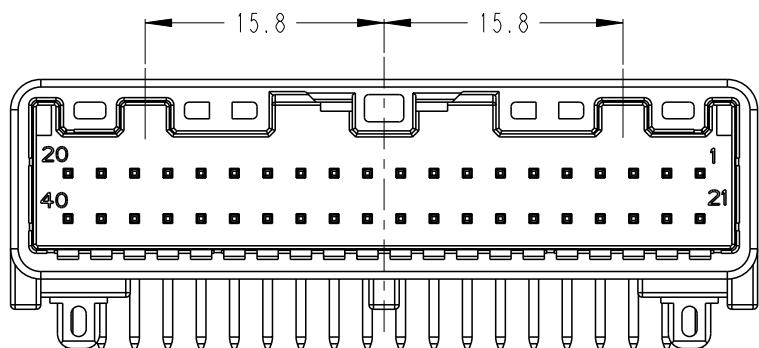
© COPYRIGHT 20 BY -

ALL RIGHTS RESERVED.

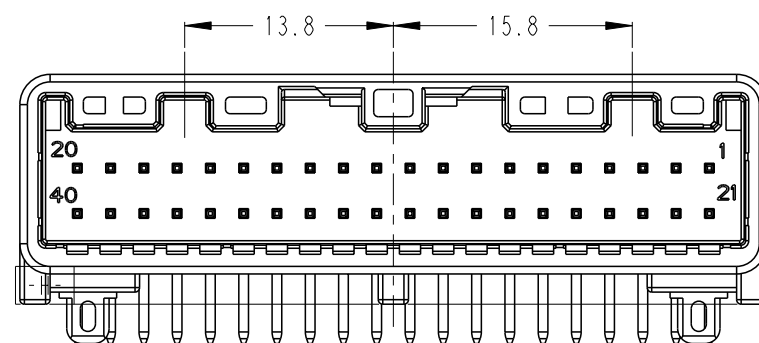
REVISIONS

P	LTR	DESCRIPTION	DATE	DWN	APVD
		SEE SHEET 1			

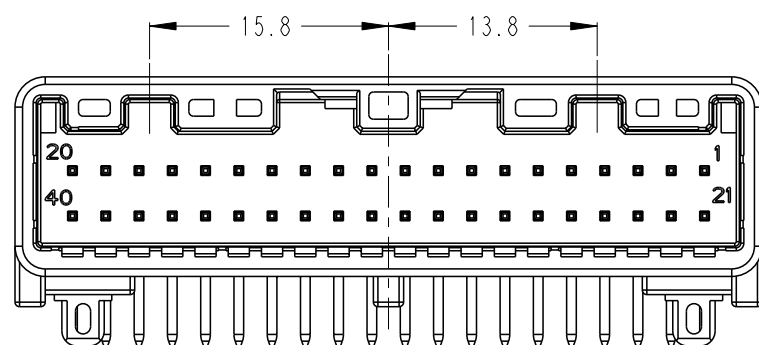
CODING A
TOLERANCE ±0.05



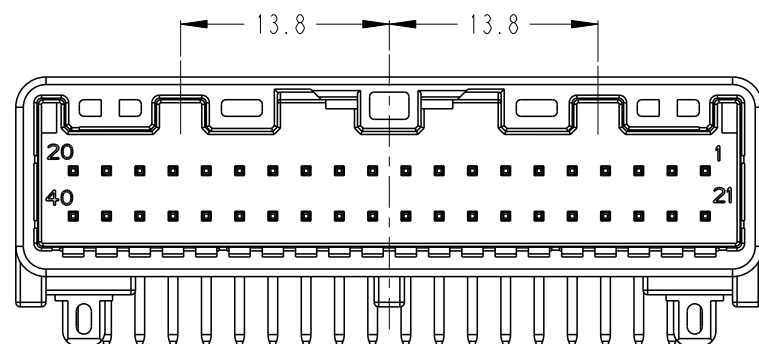
CODING B
TOLERANCE ±0.05



CODING C
TOLERANCE ±0.05



CODING D
TOLERANCE ±0.05



C7	DIM	DIM	-	4-2322791-1	D	2.8 SOLDER PIN	2	TIN	BRASS	4
	380x280x185mm	375x275x31mm				0.64 SIGNAL PIN	20	TIN	BRASS	3
						0.64 SIGNAL PIN	20	TIN	BRASS	2
						40P HOUSING	1	BROWN	PA10T GF30	1
						2.8 SOLDER PIN	2	TIN	BRASS	4
						0.64 SIGNAL PIN	20	TIN	BRASS	3
						0.64 SIGNAL PIN	20	TIN	BRASS	2
						40P HOUSING	1	GREEN	PA10T GF30	1
						2.8 SOLDER PIN	2	TIN	BRASS	4
						0.64 SIGNAL PIN	20	TIN	BRASS	3
						0.64 SIGNAL PIN	20	TIN	BRASS	2
						40P HOUSING	1	YELLOW	PA10T GF30	1
						2.8 SOLDER PIN	2	TIN	BRASS	4
						0.64 SIGNAL PIN	20	TIN	BRASS	3
						0.64 SIGNAL PIN	20	TIN	BRASS	2
						40P HOUSING	1	YELLOW	PA10T GF30	1
						2.8 SOLDER PIN	2	TIN	BRASS	4
						0.64 SIGNAL PIN	20	TIN	BRASS	3
						0.64 SIGNAL PIN	20	TIN	BRASS	2
						40P HOUSING	1	NATURAL	PA10T GF30	1
						2.8 SOLDER PIN	2	TIN	BRASS	4
						0.64 SIGNAL PIN	20	TIN	BRASS	3
						0.64 SIGNAL PIN	20	TIN	BRASS	2
						40P HOUSING	1	NATURAL	PA10T GF30	1
						2.8 SOLDER PIN	2	TIN	BRASS	4
						0.64 SIGNAL PIN	20	TIN	BRASS	3
						0.64 SIGNAL PIN	20	TIN	BRASS	2
						40P HOUSING	1	NATURAL	PA10T GF30	1
						CARTON				
						TRAY				
						REEL				
						ASSY PART NO.				
						CODING				
						DESCRIPTION				
						QTY				
						FINISH/COLOR				
						MATERIAL				
						ITEM				

C7

C7

C7

C7

C7

THIS DRAWING IS A CONTROLLED DOCUMENT.

DIMENSIONS: mm	TOLERANCES UNLESS OTHERWISE SPECIFIED: ±0.3
0 PLC ±-	1 PLC ±-
2 PLC ±-	3 PLC ±-
4 PLC ±-	ANGLES ±-
MATERIAL SEE TABLE	FINISH -

DWN J. YIN	19SEP2017
CHK W. WU	30OCT2017
APVD I. YIN	31OCT2017
PRODUCT SPEC	-
APPLICATION SPEC	-
WEIGHT	-
CUSTOMER DRAWING	

NAME 025 SERIES 40 POS 90 DEG PIP HEADER CONNECTOR			
SIZE A3	CAGE CODE 00779	DRAWING NO C-2322791	RESTRICTED TO
SCALE 2:1		SHEET 2 OF 2	
		REV C7	

Printed on 14 Sep 2024 08:58 (China Standard Time) from TE510287