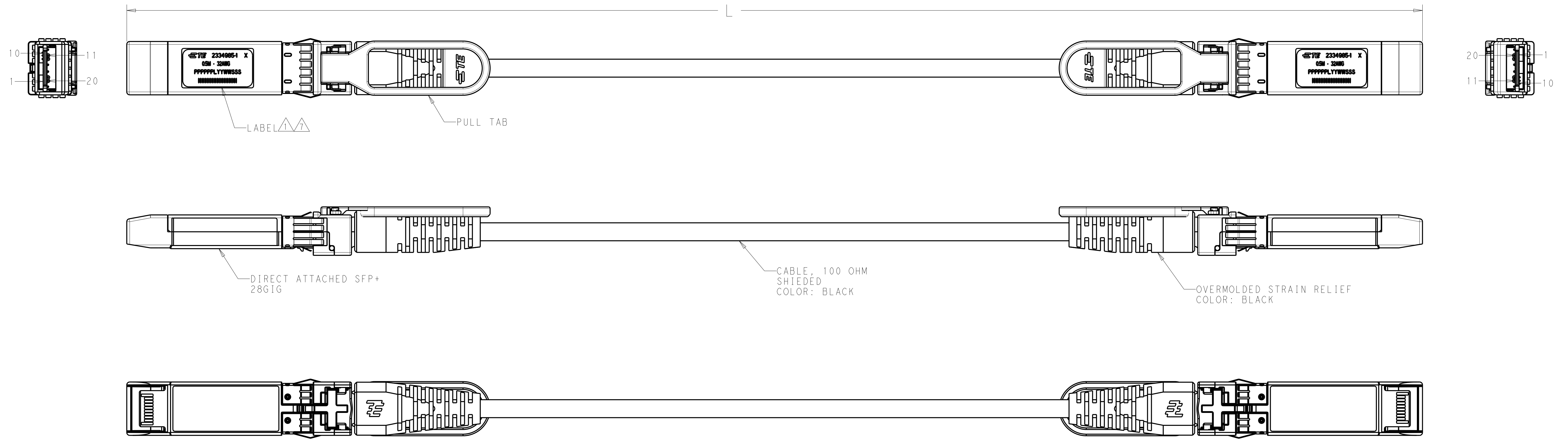
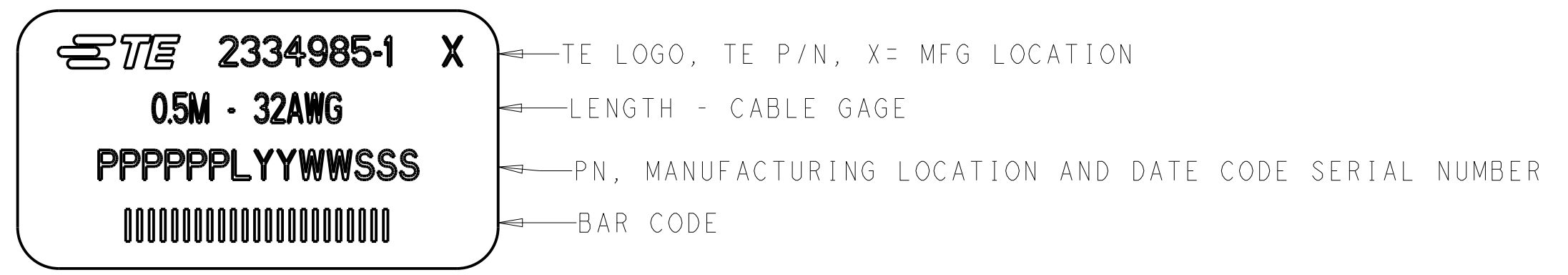


REVISIONS				
P	LTN	DESCRIPTION	DATE	OWN APVD
B		REVISED PER ECO-20-002055	14FEB2020	AP GF
C		REVISED PER ECO-21-005292	01MAY2021	KK AK



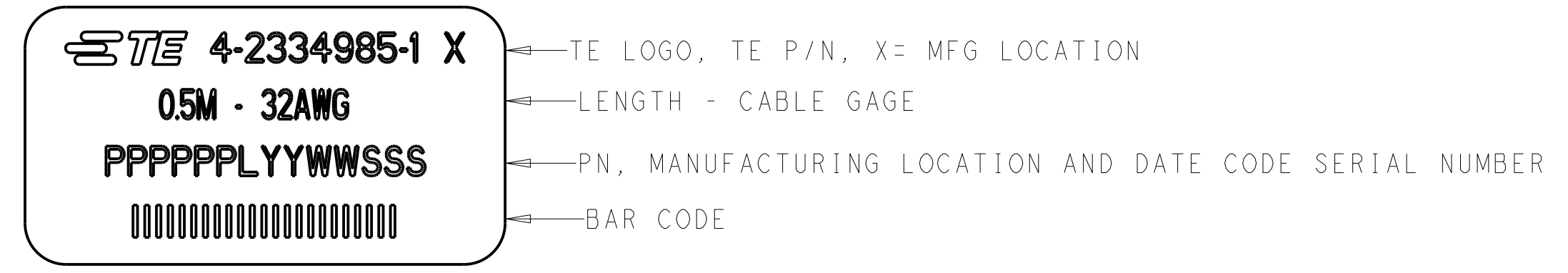
△ LABEL INFORMATION FOR 25 GIG PNS (-1 THRU -4): -1 SHOWN.



- SEE SHEET 2 FOR WIRING SCHEMATIC.
- ALL MATERIALS, COMPONENTS AND PROCESS SHALL COMPLY WITH TEC-138-702. (CONTAINS NO BANNED OR RESTRICTED SUBSTANCES).
- CABLE ASSEMBLY TO BE TESTED FOR OPENS, SHORTS AND PROPER EEPROM PROGRAM.
- NO REACH SvHC SHALL BE CONTAINED ABOVE THE THRESHOLD AS DEFINED IN REACH SvHC COMPLIANCE DEFINITION IN ANNEX A OF TEC-138-702

△ TEST IN ACCORDANCE WITH IEEE802.3by.

△ LABEL INFORMATION FOR 56 GIG PNS (-41 THRU -43): -41 SHOWN



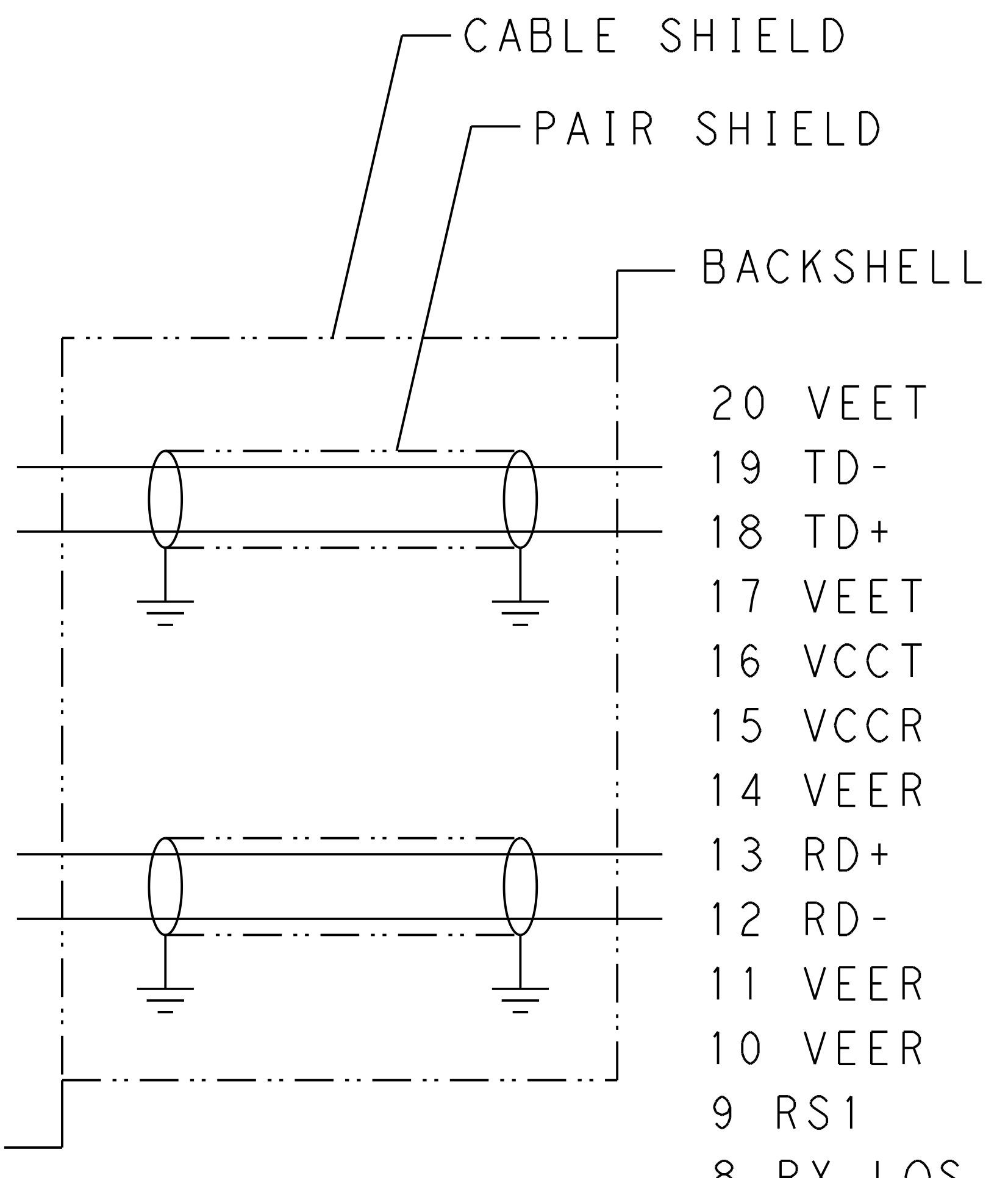
△ DASH NUMBER 41 THRU 43 CONFORM TO 56G, PAM-4 IEEE802.3CD PERFORMANCE REQUIREMENTS.

△8	32 AWG	1500 +50/-0	4-2334985-3
	32 AWG	1000 +50/-0	4-2334985-2
	32 AWG	500 +50/-0	4-2334985-1
△6	32 AWG	2000 +80/-0	2334985-4
	32 AWG	1500 +50/-0	2334985-3
	32 AWG	1000 +50/-0	2334985-2
	32 AWG	500 +50/-0	2334985-1
STANDARD	WIRE GAGE	L	PART NO

THIS DRAWING IS A CONTROLLED DOCUMENT.		OWN: M_Y1 03MAY2018	TE Connectivity
DIMENSIONS: mm		CHK: G. FRANKLIN 03MAY2018	
TOLERANCES UNLESS OTHERWISE SPECIFIED:		APVD: G. FRANKLIN 03MAY2018	NAME: CABLE ASSEMBLY, SFP+ TO SFP+, 28G
0 PLC ±	1 PLC ±	PRODUCT SPEC	32 AWG
2 PLC ±	3 PLC ±	APPLICATION SPEC	
4 PLC ±	ANGLES ±	SIZE: A1	CAGE CODE: 00779
MATERIAL: -	FINISH: -	WEIGHT: -	DRAWING NO: 2334985
CUSTOMER DRAWING		SCALE: 2:1	SHEET 1 OF 2

REVISIONS				
P.	LTR.	DESCRIPTION	DATE	APVD.
-	-	SEE SHEET 1	-	-

- VEET 1
- TX_FAULT 2
- TX_DISABLE 3
- SDA 4
- SCL 5
- MOD_ABS 6
- RS0 7
- RX_LOS 8
- RS1 9
- VEER 10
- VEER 11
- RD- 12
- RD+ 13
- VEER 14
- VCCR 15
- VCCT 16
- VEET 17
- TD+ 18
- TD- 19
- VEET 20



- 20 VEET
- 19 TD-
- 18 TD+
- 17 VEET
- 16 VCCT
- 15 VCCR
- 14 VEER
- 13 RD+
- 12 RD-
- 11 VEER
- 10 VEER
- 9 RS1
- 8 RX_LOS
- 7 RS0
- 6 MOD_ABS
- 5 SCL
- 4 SDA
- 3 TX_DISABLE
- 2 TX_FAULT
- 1 VEET

BACKSHELL

THIS DRAWING IS A CONTROLLED DOCUMENT.		OWN M.YI 03MAY2018	TE Connectivity	
DIMENSIONS:		CHK G.FRANKLIN 03MAY2018		
mm	TOLERANCES UNLESS OTHERWISE SPECIFIED:	APVD G.FRANKLIN 03MAY2018	NAME CABLE ASSEMBLY, SFP+ TO SFP+, 28G 32 AWG	
0 PLC ±	1 PLC ±	PRODUCT SPEC	SIZE CAGE CODE DRAWING NO. RESTRICTED TO	
2 PLC ±	3 PLC ±	APPLICATION SPEC	A100779C=2334985	
4 PLC ±	ANGLES ±	WEIGHT	SCALE 2:1 SHEET 2 OF 2 REV C	
MATERIAL	FINISH	CUSTOMER DRAWING		