© 2020 TE Connectivity. All Rights Reserved.

REVISIONS					
F	LTR	DESCRIPTION	DATE	DWN	APVD
	B5	REVISION (ECR-23-184108)	18AUG23	S.W	Z.Z
	C	REVISION (ECR-23-185581)	26AUG23	H.P	Z.Z
	C1	REVISION (ECR-23-189018)	07OCT23	S.W	Z.Z
	D	REVISION (ECR-24-200918)	22FEB24	T.H	Z.Z

P/N	REFERENCE VIEW OF CODINGS. 3POS. WITH CODING ON PANEL MOUNTING SIDE 1:1
2371113-1	CODE A CODE WITH PLUG - A CODE WITH PANEL - A
2371113-2	CODE B CODE WITH PLUG - B CODE WITH PANEL - B
2371113-3	CODE C CODE WITH PLUG - C CODE WITH PANEL - C
2371113-4	CODE D 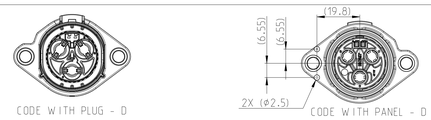 CODE WITH PLUG - D CODE WITH PANEL - D
2371113-5	CODE E CODE WITH PLUG - E CODE WITH PANEL - E
2371113-6	CODE F 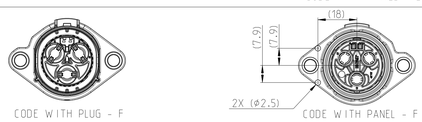 CODE WITH PLUG - F CODE WITH PANEL - F

P/N	REFERENCE VIEW OF CODINGS. 2POS. WITH CODING ON PANEL MOUNTING SIDE 1:1
2-2371113-1	CODE A CODE WITH PLUG - A CODING'S DIMS REFER TO 2371113-1 CODE WITH PANEL - A
2-2371113-2	CODE B CODE WITH PLUG - B CODING'S DIMS REFER TO 2371113-2 CODE WITH PANEL - B
2-2371113-3	CODE C CODE WITH PLUG - C CODING'S DIMS REFER TO 2371113-3 CODE WITH PANEL - C
2-2371113-4	CODE D CODE WITH PLUG - D CODING'S DIMS REFER TO 2371113-4 CODE WITH PANEL - D
2-2371113-5	CODE E CODE WITH PLUG - E CODING'S DIMS REFER TO 2371113-5 CODE WITH PANEL - E
2-2371113-6	CODE F CODE WITH PLUG - F CODING'S DIMS REFER TO 2371113-6 CODE WITH PANEL - F

P/N	REFERENCE VIEW OF CODINGS. 3POS. WITHOUT CODING ON PANEL MOUNTING SIDE 1:1
1-2371113-1	CODE A CODE WITH PLUG - A CODE WITH PANEL - NEUTRAL
1-2371113-2	CODE B CODE WITH PLUG - B CODE WITH PANEL - NEUTRAL

P/N	REFERENCE VIEW OF CODINGS. 2POS. WITHOUT CODING ON PANEL MOUNTING SIDE 1:1
3-2371113-1	CODE A CODE WITH PLUG - A CODE WITH PANEL - NEUTRAL
3-2371113-2	CODE B CODE WITH PLUG - B CODE WITH PANEL - NEUTRAL
3-2371113-3	CODE C CODE WITH PLUG - C CODE WITH PANEL - NEUTRAL

1	1	1	1	1	1	TPA	PA66-GF30 V0	RED	(24.7)	5
1	-	-	-	-	-	INNER HOUSING - 3 POS	PA66-GF30 V0	BROWN		4
-	1	-	-	-	-		PA66-GF30 V0	GREEN		
-	-	1	-	-	-		PA66-GF30 V0	PURPLE		
-	-	-	1	-	-		PA66-GF30 V0	BLUE		
-	-	-	-	1	-		PA66-GF30 V0	WHITE		
-	-	-	-	-	1		PA66-GF30 V0	BLACK		
1	1	1	1	1	1	SHIELDING	COPPER ALLOY	-		3
1	1	1	1	1	1	FACIAL SEAL	VMQ	GREEN		2
1	-	-	-	-	-	OUTER HOUSING WITH CODING	PA66-GF30 V0	ORANGE		1
-	1	-	-	-	-					
-	-	1	-	-	-					
-	-	-	1	-	-					
-	-	-	-	1	-					
-	-	-	-	-	1					
-	-	-	-	-	-	DESCRIPTION	MATERIAL	COLOR	WEIGHT(g)	ITEM
F	E	D	C	B	A	CODING				
2371113-6	2371113-5	2371113-4	2371113-3	2371113-2	2371113-1	ASSEMBLY P/N				
D	D	D	D	D	D	REVISION OF ASSEMBLY				
Q'TY						PART LIST				

1	1	1	1	1	1	TPA	PA66-GF30 V0	RED	(24.5)	5
1	-	-	-	-	-	INNER HOUSING - 2 POS	PA66-GF30 V0	BROWN		4
-	1	-	-	-	-		PA66-GF30 V0	GREEN		
-	-	1	-	-	-		PA66-GF30 V0	PURPLE		
-	-	-	1	-	-		PA66-GF30 V0	BLUE		
-	-	-	-	1	-		PA66-GF30 V0	WHITE		
-	-	-	-	-	1		PA66-GF30 V0	BLACK		
1	1	1	1	1	1	SHIELDING	COPPER ALLOY	-		3
1	1	1	1	1	1	FACIAL SEAL	VMQ	GREEN		2
1	-	-	-	-	-	OUTER HOUSING WITH CODING	PA66-GF30 V0	ORANGE		1
-	1	-	-	-	-					
-	-	1	-	-	-					
-	-	-	1	-	-					
-	-	-	-	1	-					
-	-	-	-	-	1					
-	-	-	-	-	-	DESCRIPTION	MATERIAL	COLOR	WEIGHT(g)	ITEM
F	E	D	C	B	A	CODING				
2-2371113-6	2-2371113-5	2-2371113-4	2-2371113-3	2-2371113-2	2-2371113-1	ASSEMBLY P/N				
D	D	D	D	D	D	REVISION OF ASSEMBLY				
Q'TY						PART LIST				

1	1	TPA	PA66-GF30 V0	RED	(24.7)	5
-	-	INNER HOUSING - 3 POS	PA66-GF30 V0	BROWN		4
-	-		PA66-GF30 V0	GREEN		
-	-		PA66-GF30 V0	PURPLE		
-	-		PA66-GF30 V0	BLUE		
1	-		PA66-GF30 V0	WHITE		
-	1		PA66-GF30 V0	BLACK		
1	1	SHIELDING	COPPER ALLOY	-		3
1	1	FACIAL SEAL	VMQ	GREEN		2
1	1	OUTER HOUSING WITHOUT CODING	PA66-GF30 V0	ORANGE		1
-	-	DESCRIPTION	MATERIAL	COLOR	WEIGHT(g)	ITEM
B	A	CODING				
1-2371113-2	1-2371113-1	ASSEMBLY P/N				
D	D	REVISION OF ASSEMBLY				
		PART LIST				

1	1	1	TPA	PA66-GF30 V0	RED	(24.5)	5
-	-	-	INNER HOUSING - 2 POS	PA66-GF30 V0	BROWN		4
-	-	-		PA66-GF30 V0	GREEN		
-	-	-		PA66-GF30 V0	PURPLE		
1	-	-		PA66-GF30 V0	BLUE		
-	1	-		PA66-GF30 V0	WHITE		
-	-	1		PA66-GF30 V0	BLACK		
1	1	1	SHIELDING	COPPER ALLOY	-		3
1	1	1	FACIAL SEAL	VMQ	GREEN		2
1	1	1	OUTER HOUSING WITHOUT CODING	PA66-GF30 V0	ORANGE		1
-	-	-	DESCRIPTION	MATERIAL	COLOR	WEIGHT(g)	ITEM
C	B	A	CODING				
3-2371113-3	3-2371113-2	3-2371113-1	ASSEMBLY P/N				
D	D	D	REVISION OF ASSEMBLY				
Q'TY			PART LIST				

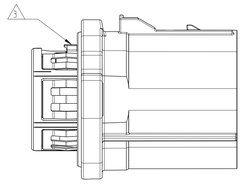

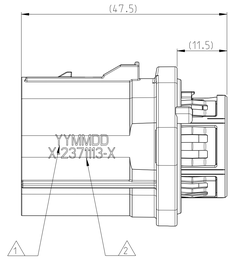

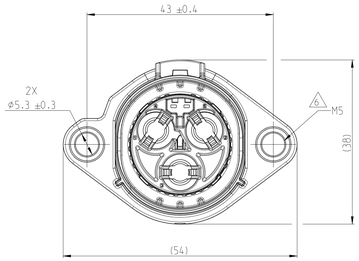

2371113-1 AS SHOWN
SCALE 1:1

EXPLODE VIEW
2371113-1 AS SHOWN
SCALE 1:1

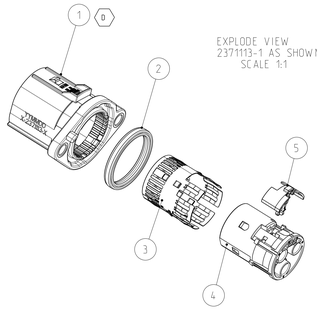

NOTE:
1. PRODUCTION DATE (YYMMDD);
2. ASSEMBLY P/N MARKING;
3. TPA IS AT PRE-LOCK POSITION;
4 . COUNTERPART INFO:
1). SINGLE CORE PLUG NO. X-2371035-X; MULTI CORE PLUG NO. X-2392519-X;
2). USED Ø4mm PIN CONTACTS:

USED CABLE	2.5mm²/3mm²		4mm²		6mm²	
PIN CONTACT	2349180-1 (Ag)	1-2349180-1 (SnAg)	2349180-2 (Ag)	1-2349180-2 (SnAg)	2349180-3 (Ag)	1-2349180-3 (SnAg)

3). USED HVIL TERMINAL:

HVIL TERMINAL PN	PRODUCT GROUP DRAWING	APPLICABLE WIRE SIZE
5-1418758-3	1418754	0.35mm²
5-1418760-3	1418754	0.5mm²

5 . GENERAL SPEC:
1). WORKING TEMP: -40~140°C;
2). WORKING VOLTAGE: 1000VDC;
3). DEGREE OF PROTECTION: IPXXB, IP6K9K, IP67;
4). FLAMMABILITY: UL94 V-0;
6. HEADER ASSEMBLED TO THE AGGREGATE WITH 2 PIECES M5 SCREW;
THE SCREW HEAD DIAMETER < 9mm, THE DIAMETER OF WASHER 9~11mm;
RECOMMENDED TIGHTENING TOURQUE IS 6±0.5NM;

REFERENCE MOUNTING INTERFACE
1:1

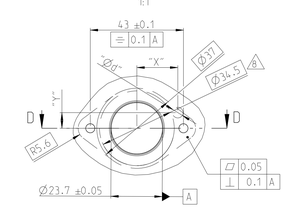

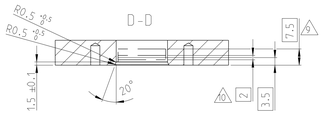

NOTE:
7 . REFERENCE MOUNTING INTERFACE / ASSEMBLY OPENING
8. SEALING AREA, REQUIREMENT:
1). UNPROCESSED Rz<25 / PROCESSED Ri≤10, Rz≤6.3, Ra≤0.8
2). NO FLASH, OFFSET, PORES AND SHARP EDGES PERMITTED
3). SURFACE DAMAGES LIKE FIRE-CRACKS, SCORES ETC. ARE NOT PERMITTED
9. MINIMUM HOLE DEPTH, SURFACE REQUIREMENT:
1). Ri≤10, Rz≤6.3, Ra≤0.8
2). NO FLASH, OFFSET, PORES AND SHARP EDGES PERMITTED
10. SCREEN / SHIELDING CONTACT AREA
11 . CODING DIMENSION AND TOLERANCE:

	COORDINATE "X"	COORDINATE "Y"	DIAMETER "Ø d"	DEPTH
CODING "A"	+18.9±0.05	+7.225±0.05	4.85±0.05	3.65 MIN
CODING "B"	+18.9±0.05	-7.225±0.05		
CODING "C"	+19.8±0.05	-6.55±0.05	2.65±0.05	
	-19.8±0.05			
CODING "D"	+19.8±0.05	+6.55±0.05		
		-6.55±0.05		
CODING "E"	+18±0.05	-7.9±0.05		
	-18±0.05			
CODING "F"	+18±0.05	+7.9±0.05		
		-7.9±0.05		

THIS DRAWING IS A CONTROLLED DOCUMENT.
DIMENSIONS: mm
MATERIAL: SEE TABLE
TOLERANCES UNLESS OTHERWISE SPECIFIED: 0 PLC ±; 1 PLC ±; 2 PLC ±; 3 PLC ±; 4 PLC ±; ANGLES ±; FINISH -
DWN J.YANG 07MAY2020
CHK E.JIANG 21MAY2020
APVD Z.YIN 21MAY2020
PRODUCT SPEC 108-160170
APPLICATION SPEC 114-160095
WEIGHT SEE TABLE
CUSTOMER DRAWING
TE Connectivity
NAME HEADER ASSEMBLY HD400, 2POS / 3POS CONNECTOR
SIZE A0 CAGE CODE 00779 DRAWING NO C-2371113
RESTRICTED
SCALE 1:2 SHEET 1 OF 1 REV D

4806 (3/13)