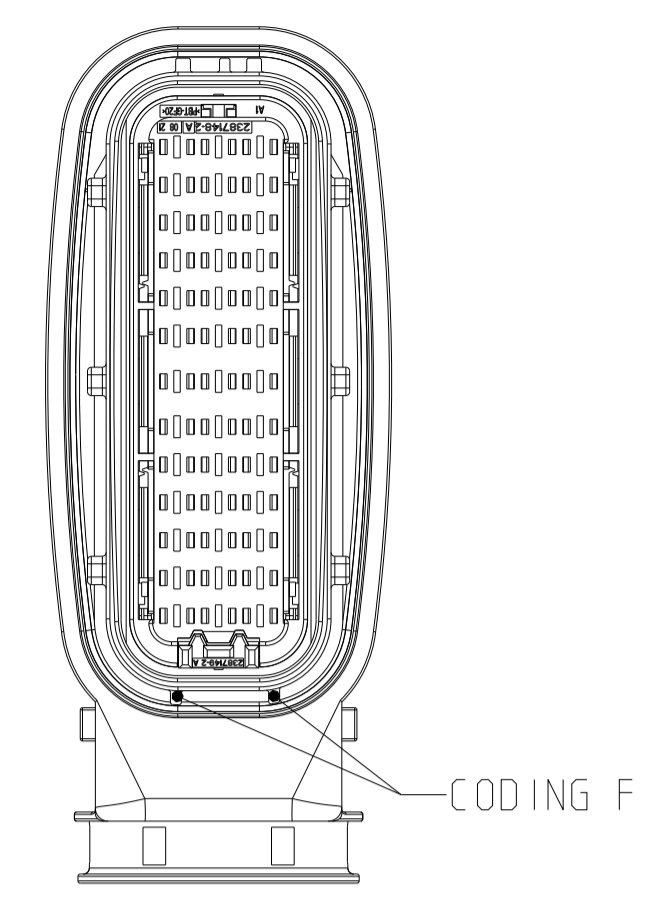


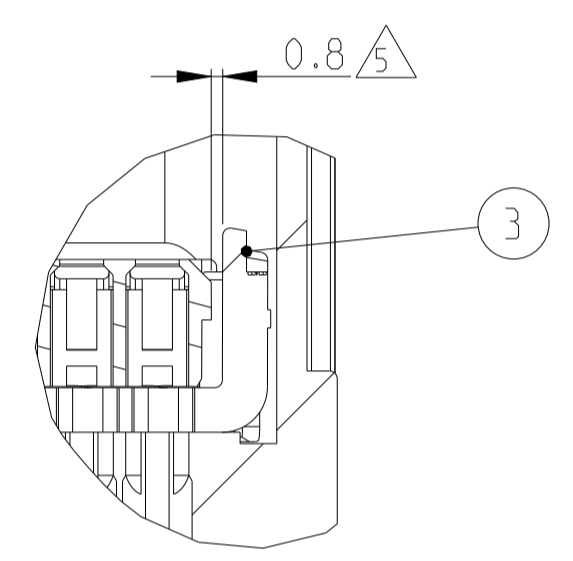
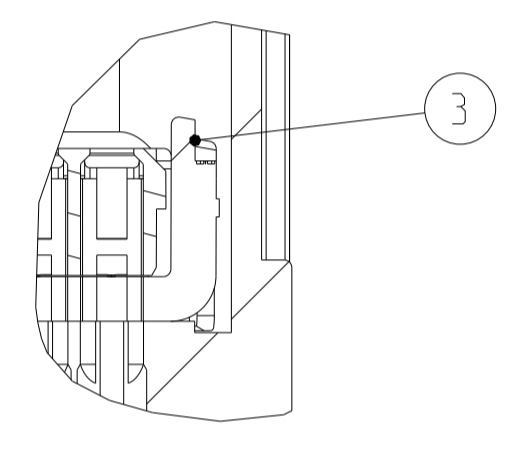
FURTHER CODING
weitere Kodierung

CODING F \triangle
Kodierung F

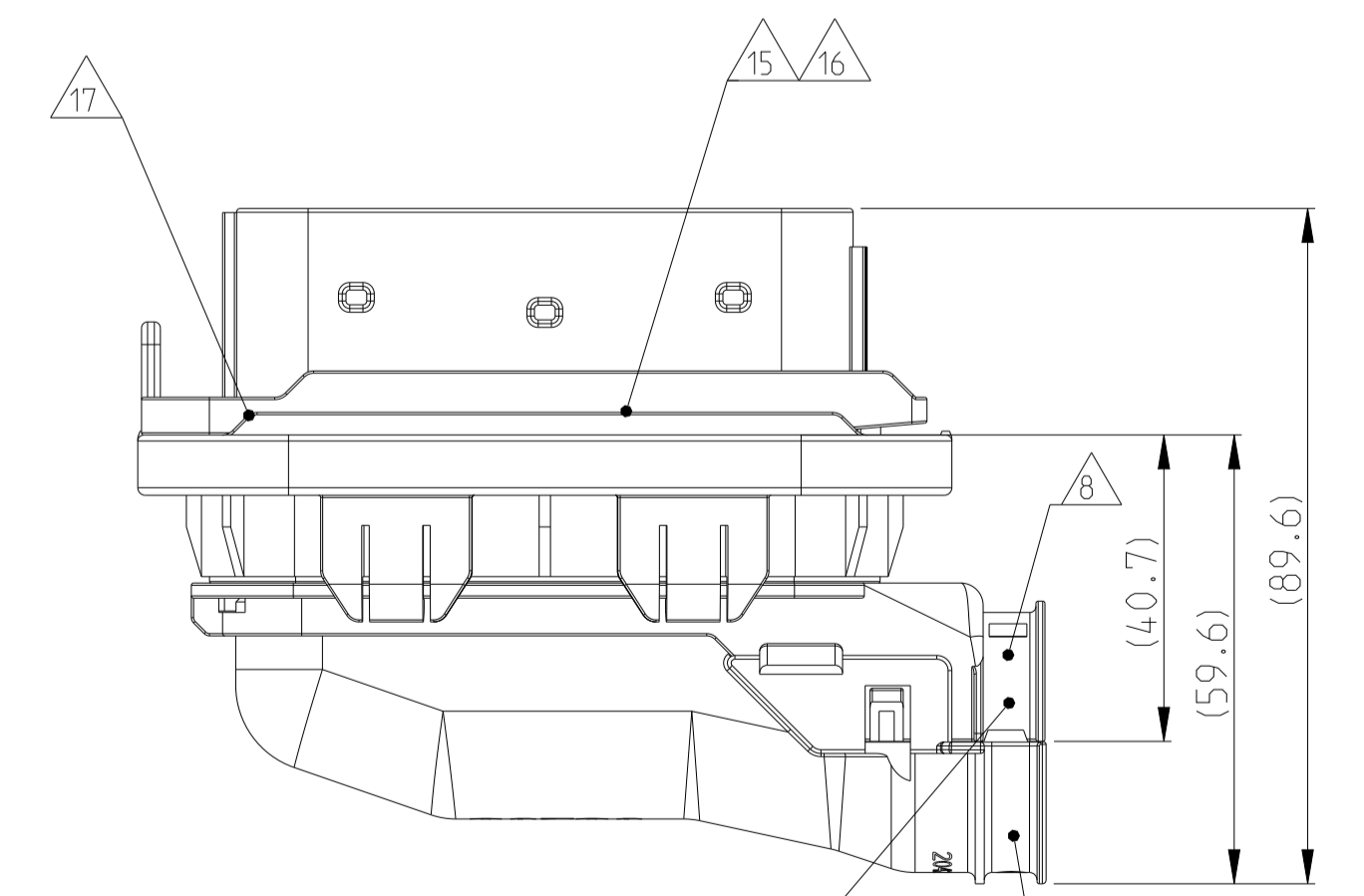
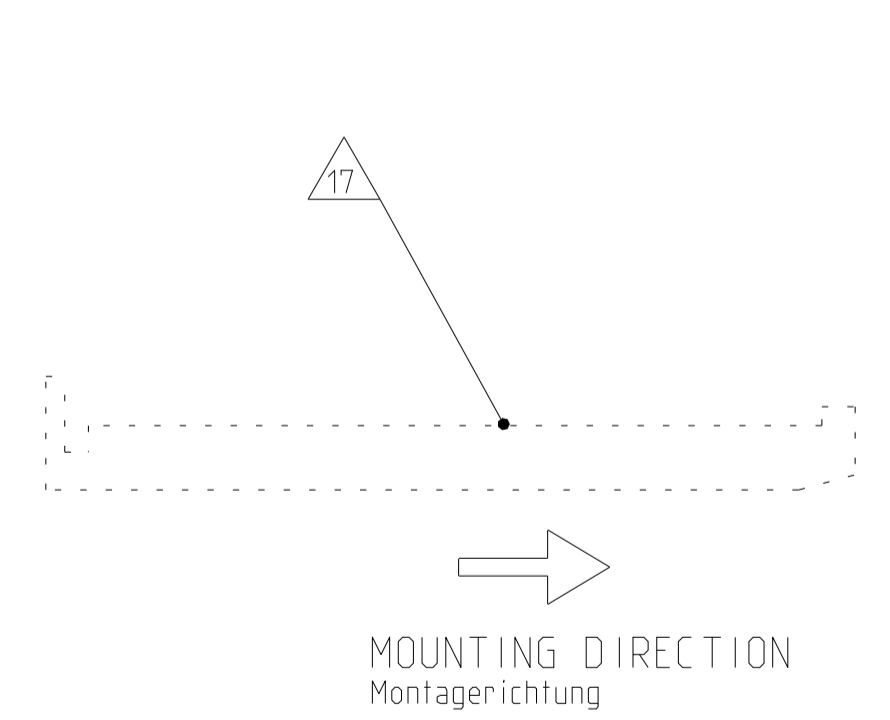


SECONDARY LOCKING IN PRE LOCKED POSITION
Zweite Kontaktsicherung in Vorraststellung

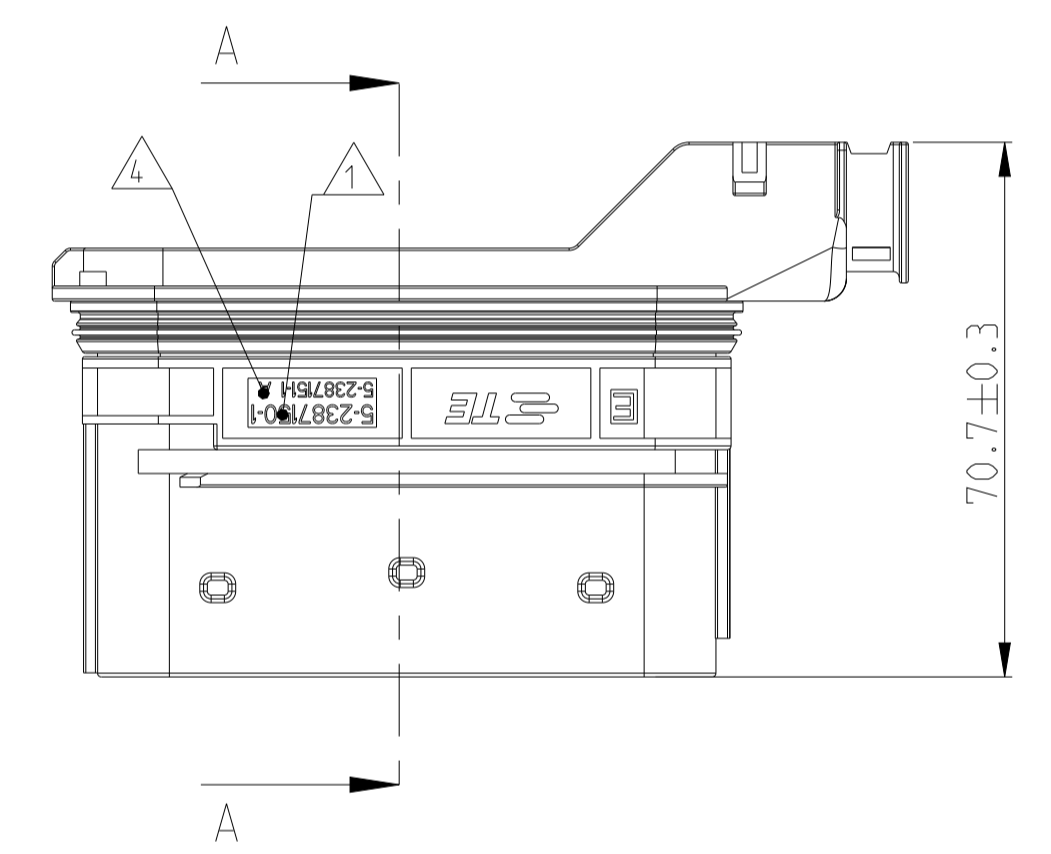
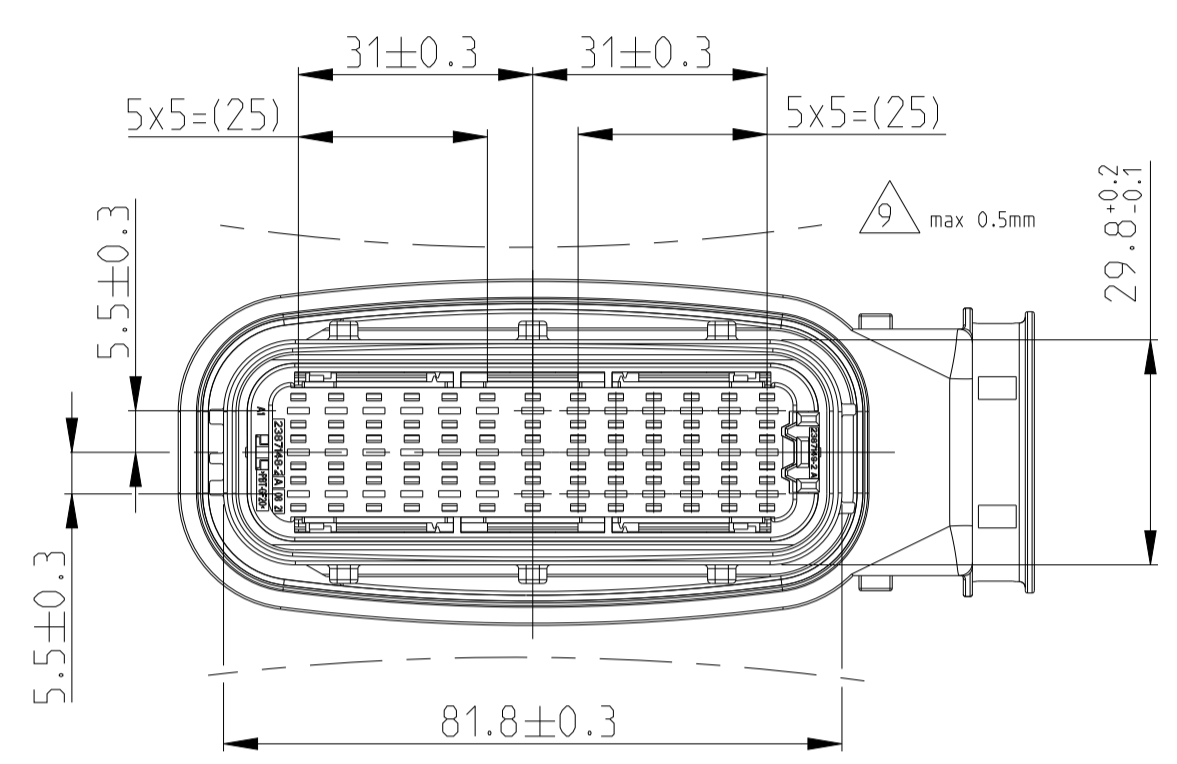
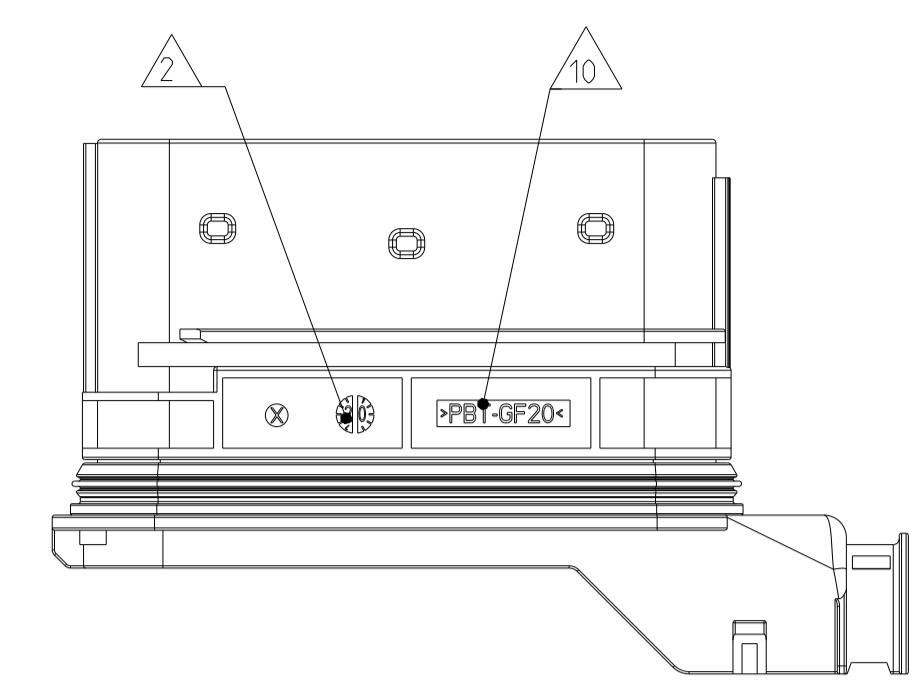
SECONDARY LOCKING IN LOCKED POSITION
Zweite Kontaktsicherung in Endraststellung



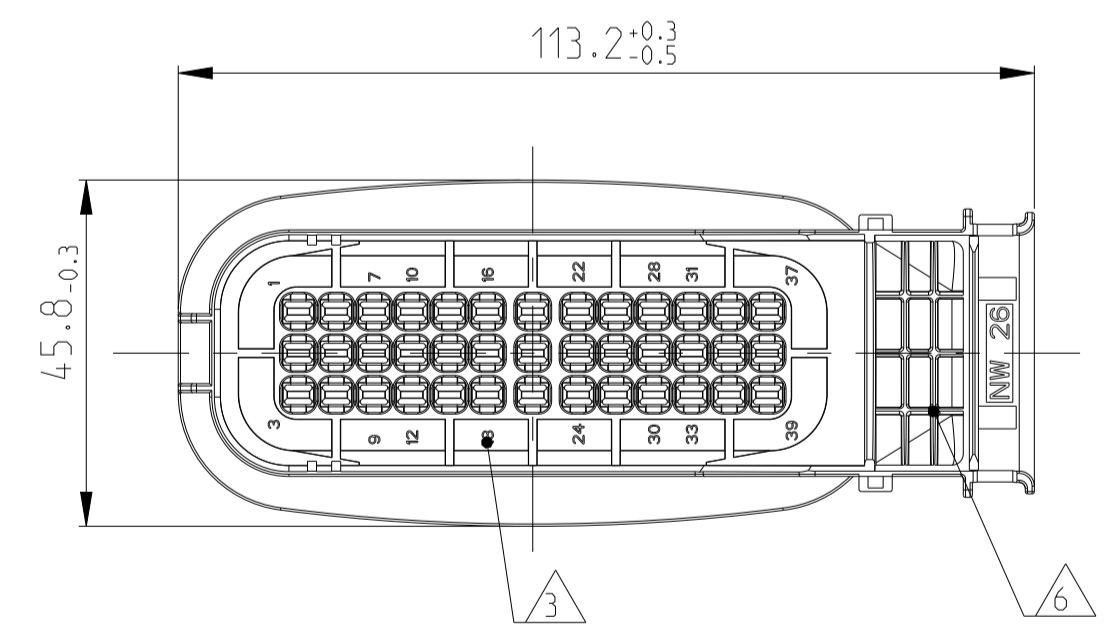
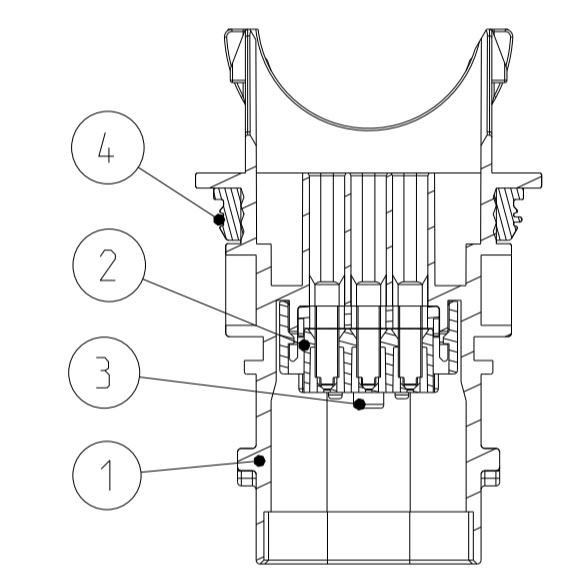
CONNECTOR 39POS. INCL. COVER, ADAPTER AND FIXING SLIDE
Steckverbinder 39pol. mit Kappe, Adapter und Befestigungsschieber



CABLE TIE POSITION FOR CORRUGATED TUBE NW26
Kabelbinderposition für Wellrohr NW26



SECTION A-A
Schnitt



DELIVERY CONDITIONS:
Lieferzustand:

2nd LOCKING DEVICE IN PRE LOCKED POSITION
2. Kontaktsicherung in Vorraststellung

CODING E AS SHOWN
Kodierung E wie gezeigt \triangle

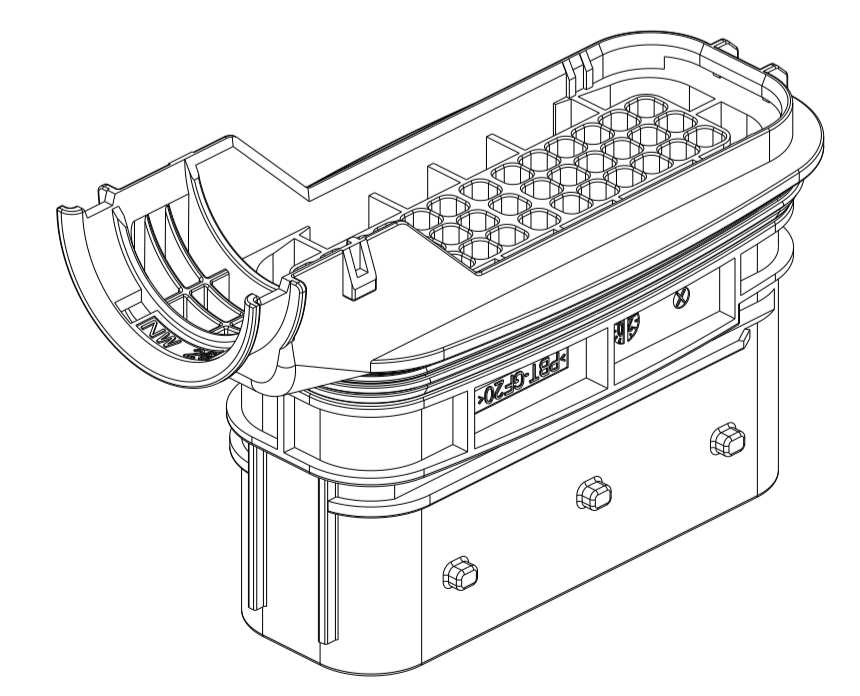
REVISIONS				
REV	LTN	DESCRIPTION	DATE	APPV
A		NEW DRAWING	23MAY2022	VC GCR
A1		NOTE 11 UPDATED	30JUL2024	PS AW

NOTES
Bemerkungen

- \triangle 1 TE CONNECTIVITY (TE) ORDER-NUMBER.
TE Connectivity (TE) Bestellnummer
- \triangle 2 PRODUCTION DATE, EXCHANGEABLE
Produktionsdatum, auswechselbar
- \triangle 3 CONTACT CAVITY NUMBERING
Kammernummerierung
- \triangle 4 DIFFERENT CODINGS
Unterschiedliche Kodierungen
- \triangle 5 SLIDING DISTANCE OF SECONDARY LOCKING DEVICE
Verschiebeweg der zweiten Kontaktsicherung
- \triangle 6 DESIGNED FOR CORRUGATED TUBE NW26. MAX. DIA 31.4mm
Ausgelegt fuer Wellrohr NW26. max. Durchmesser 31.4mm
- \triangle 7 FITTING COVER SEE DRAWING (COVER IS NOT A PART OF ASS'Y) 1823500
Passende Abdeckkappe s. Zeichnung (die Kappe ist kein Bestandteil der Verkaufsass'y) 1823500
TE-NO.: 1823500
- \triangle 8 SUITABLE CABLE TIE (MAX. WIDTH 5mm):
Passender Kabelbinder (max. Breite 5mm):
- \triangle 9 WARPAGE TO . . . PERMITTED
Verzug zulaessig bis . . .
- \triangle 10 MATERIAL MARKING
Materialkennzeichnung
- \triangle 11 SUITABLE TO COUNTERPART DRAWING
Passend zu Gegenstück Zeichnung
TE-NO.: 2385846
- 12 LAYER PACKAGING IN CORRUGATED BOX
Lagenverpackung im Versandkarton
- 13 THE USE OF LACQUER ON THE PART MAY RESULT IN HIGHER OPERATION FORCES THAN SPECIFIED IN THE TE PRODUCT SPECIFICATION. THIS CAN LEAD TO FAILURE OF FUNCTIONAL FEATURES (EX. LEVERS) IN THE WORST CASE. A QUALIFICATION WITH THIS LACQUER CONDITION MUST BE DONE BY APPLYING USER.
Eine Lackierung der Steckverbindung kann hoehere Beaeftigungskraefte zur Folge haben, als in der TE Produkt-Spezifikation angegeben. Dies kann im unguenstigen Fall auch zum Bruch von Beaeftigungshilfen (z.B. Hebel) fuehren. Die Eignung des verwendeten Lacks fuer die Werkstoffe der Steckverbindung ist vom Anwender zu ueberpruefen.
- 14 CAVITIES MATED WITH TAB 1.6 X 0.6 (SWS) SEE PRODUCT GROUP DRAWING TE CONNECTIVITY NO: 1355055 MAX. WIRESIZE: 1.5mm² FLR, AWG 17 TXL
Kontaktkammern passend fuer TAB 1.6 X 0.6 (SWS) siehe Produkt-Gruppenzeichnung TE CONNECTIVITY Nr. 1355055 max. Drahtgroessenbereich: 1.5mm² FLR, AWG 17 TXL
CAVITIES MATED WITH 2.8 X 0.8 mm (SWS) SEE PRODUCT GROUP DRAWING TE CONNECTIVITY NO: 1355052 MAX. WIRESIZE: 2.5mm² FLR, AWG 12 TXL
Kontaktkammern passend fuer 2.8 X 0.8 mm (SWS) siehe Produkt-Gruppenzeichnung TE CONNECTIVITY Nr. 1355052 max. Drahtgroessenbereich: 2.5mm² FLR, AWG 12 TXL
- \triangle 15 FITS TO TE CONNECTIVITY INTERFACE DRAWING FOR CONNECTOR 114-18638
Passend zu TE Connectivity Ausfuhrungsvorschrift 114-18638
- \triangle 16 FITS TO TE CONNECTIVITY ADAPTER FOR METAL BRACKET 1718329-1
Passend zu TE Connectivity Adapter fuer Metallhalter 1718329-1
- \triangle 17 MOUNTING WITH FIXING SLIDE 1718328-1
Montage mit Befestigungs-Schieber 1718328-1

TE ORDER-NO. TE Bestell-Nr.	CODING Kodierung	REV.	QTY Anzahl	MAT.	COLOR Farbe	DESCRIPTION Beschreibung	REV.	ITEM
6-2387150-1 (39POS)	F	A	1	SILICONE	ORANGE orange	SEAL Dichtung	A	4
			1	PBT-GF20 VO	NATURAL nat. Orlich	SEC. LOCKING DEVICE, 39POS zweite Kontaktsicherung, 39pol	B	3
			1	PBT-GF20 VO	DUSTY GREY staubgrau	CAVITY BLOCK, 39POS Kammerblock, 39pol	A	2
			1	PBT-GF20 VO	FAWN BROWN rehrbraun	TAB HOUSING, 39POS., CODE F Flachsteckergeh., 39pol., Kodierung F	A	1
5-2387150-1 (39POS)	E	A	1	SILICONE	ORANGE orange	SEAL Dichtung	A	4
			1	PBT-GF20 VO	NATURAL nat. Orlich	SEC. LOCKING DEVICE, 39POS zweite Kontaktsicherung, 39pol	B	3
			1	PBT-GF20 VO	DUSTY GREY staubgrau	CAVITY BLOCK, 39POS Kammerblock, 39pol	A	2
			1	PBT-GF20 VO	EMERALD GREEN smaragdgrün	TAB HOUSING, 39POS., CODE E Flachsteckergeh., 39pol., Kodierung E	A	1

THIS DRAWING IS A CONTROLLED DOCUMENT. DIMENSIONING AND TOLERANCING PER GPS (ISO STANDARDS)		OWN: PRAVEEN KUMAR H CHK: NAVIEN H L APV: GURUMURTHY K R DATE: 18MAY2022
DIMENSIONS: mm	TOLERANCES UNLESS OTHERWISE SPECIFIED	0 PLC # 1 PLC # 2 PLC # 3 PLC # 4 PLC # ANGLES #
MATERIAL: SEE TABLE	FINISH: SEE TABLE	WEIGHT: 80 g



TE Connectivity		NAME: 2.8MM TAB HOUSING 39POS., SEALED, 2.8mm Flachsteckergehaeuse, 39pol., gedichtet
SIZE: 114-18660	CAGE CODE: 00779	DRAWING NO: C=2387150
RESTRICTED TO: -	SHEET: 1 OF 1	REV: A1