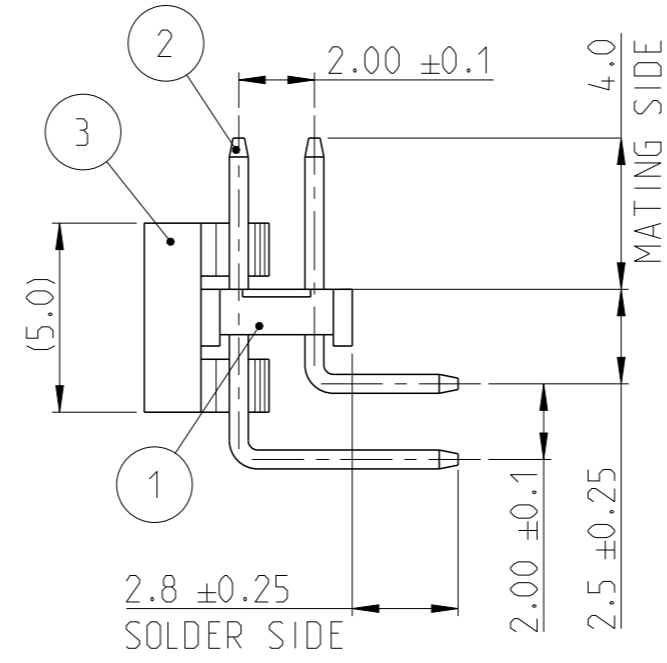
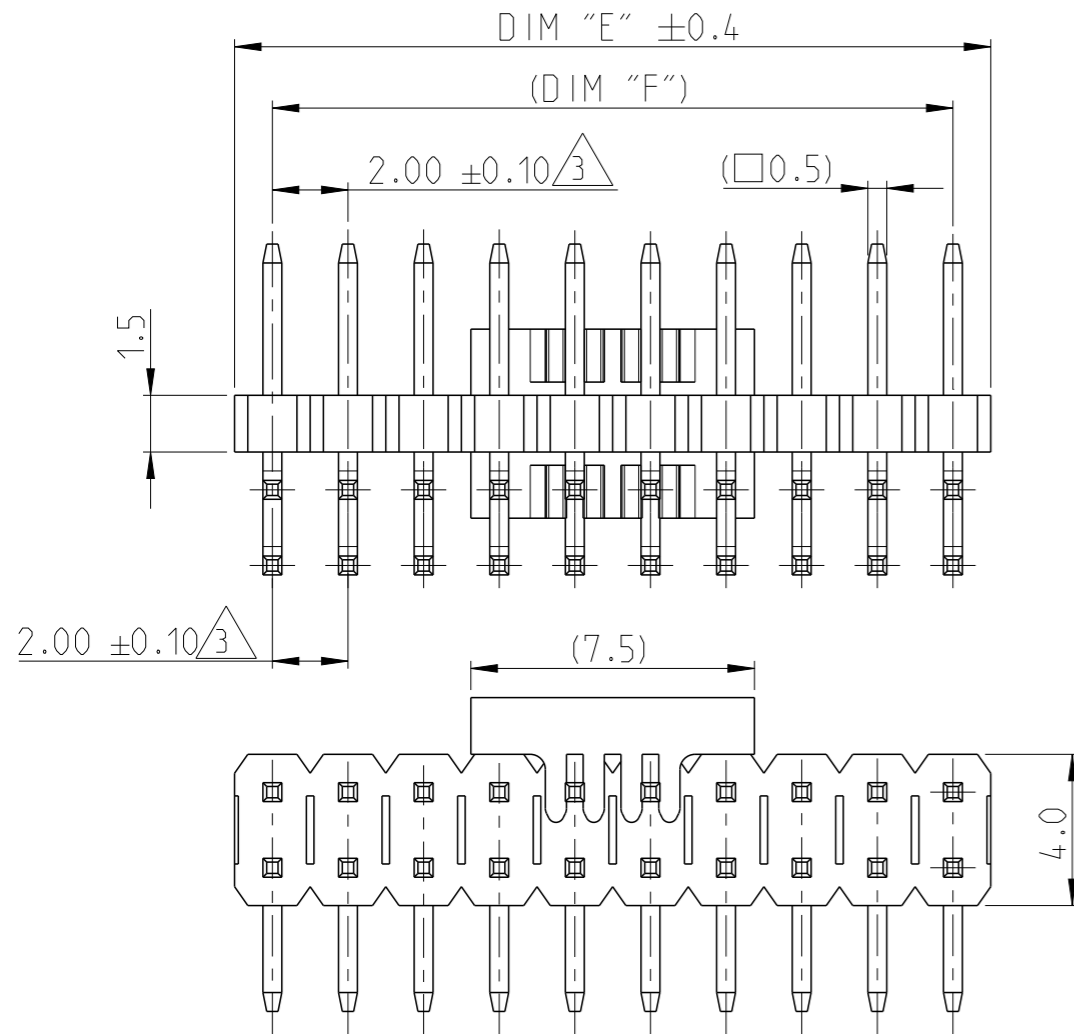
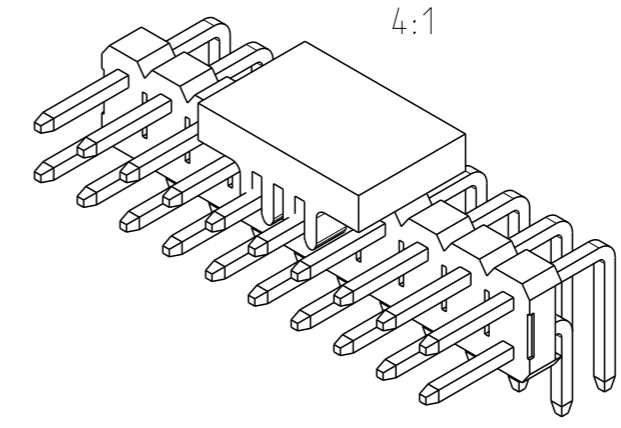


P	LTR	DESCRIPTION	DATE	DWN	APVD
A		PRODUCTION RELEASE	30AUG2019	SS	PS
A1		REMOVED TOLERANCE FROM DIM F	18DEC2019	AY	PS



NOTES:

- MATERIAL HOUSING & P&P CAP : HIGH TEMPERATURE THERMOPLASTIC. UL94-V0; COLOR- BLACK  
CONTACT PIN : COPPER ALLOY  
FINISH :  
MATING SIDE : MIN. 0.38 μm GOLD OVER NICKEL UNDER PLATING.  
SOLDER SIDE : MIN. 2.0 μm BRIGHT TIN OVER NICKEL UNDER PLATING.
- PACKAGING: TAPE AND REEL (WITH PICK AND PLACE CAP).
- TOLERANCE NOT CUMULATIVE.
- CUTTING BURR MAX. 0.25 mm



DIM "F"	DIM "E"	POS. PER ROW	TE PN
48.0	50.0	25	2-2842159-5
46.0	48.0	24	2-2842159-4
44.0	46.0	23	2-2842159-3
42.0	44.0	22	2-2842159-2
40.0	42.0	21	2-2842159-1
38.0	40.0	20	2-2842159-0
36.0	38.0	19	1-2842159-9
34.0	36.0	18	1-2842159-8
32.0	34.0	17	1-2842159-7
30.0	32.0	16	1-2842159-6
28.0	30.0	15	1-2842159-5
26.0	28.0	14	1-2842159-4
24.0	26.0	13	1-2842159-3
22.0	24.0	12	1-2842159-2
20.0	22.0	11	1-2842159-1
18.0	20.0	10	1-2842159-0
16.0	18.0	9	2842159-9
14.0	16.0	8	2842159-8
12.0	14.0	7	2842159-7
10.0	12.0	6	2842159-6
8.0	10.0	5	2842159-5
6.0	8.0	4	2842159-4
4.0	6.0	3	2842159-3
2.0	4.0	2	2842159-2

1-2842159-0 AS SHOWN

PICK AND PLACE CAP	3
CONTACT PIN	2
HOUSING	1
DESCRIPTION	ITEM NO.

THIS DRAWING IS A CONTROLLED DOCUMENT.

DWN	07AUG2019
SUBHASREE S	
CHK	13AUG2019
KARTHIK JK	
APVD	14AUG2019
PRASHANTH S	
PRODUCT SPEC	108-64040
APPLICATION SPEC	114-32259
WEIGHT	-

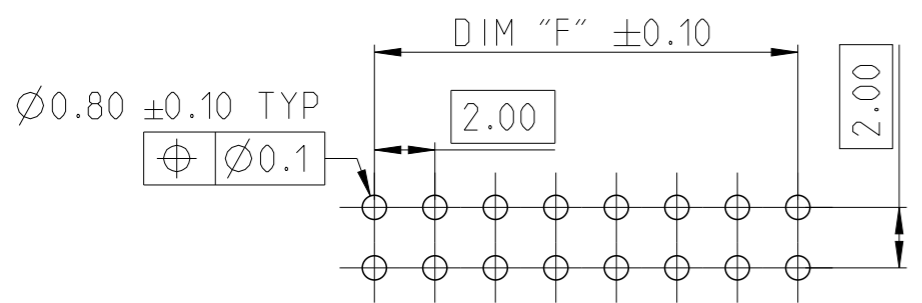
**TE** TE Connectivity

NAME: AMPMODU 2mm BREAKAWAY HEADER, DUAL ROW, RIGHT ANGLE, 0.38 Au, TR, WITH PICK AND PLACE CAP

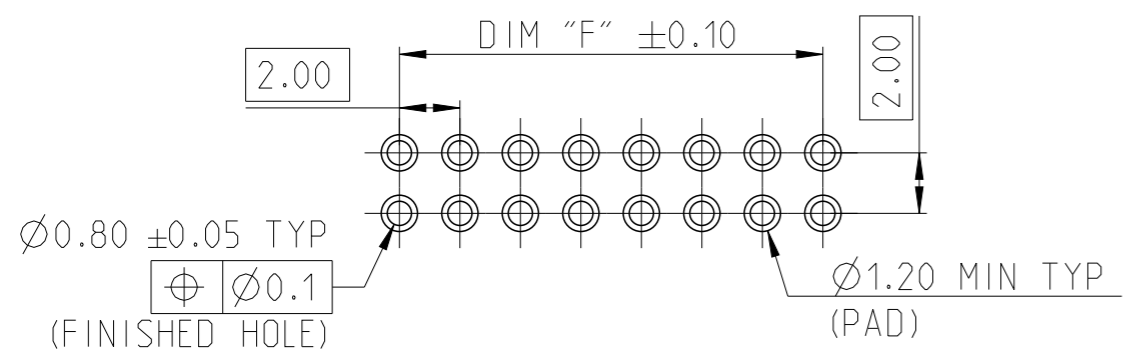
SIZE	CAGE CODE	DRAWING NO	RESTRICTED TO
A3	00779	©=2842159	-

CUSTOMER DRAWING SCALE 5:1 SHEET 1 OF 1 REV A1

DIMENSIONS:	TOLERANCES UNLESS OTHERWISE SPECIFIED:
mm	
0 PLC	±
1 PLC	±0.2
2 PLC	±0.15
3 PLC	±
4 PLC	±
ANGLES	±2°
MATERIAL	FINISH
SEE NOTES	SEE NOTES



RECOMMENDED PCB HOLE PATTERN FOR THROUGH HOLE WAVE



RECOMMENDED PCB HOLE PATTERN FOR THROUGH HOLE REFLOW/PIN-IN-PASTE