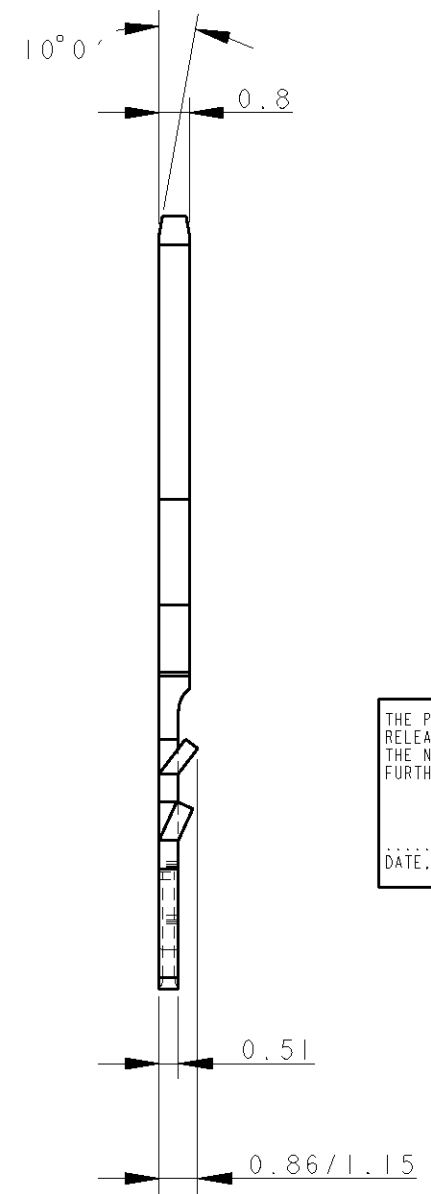
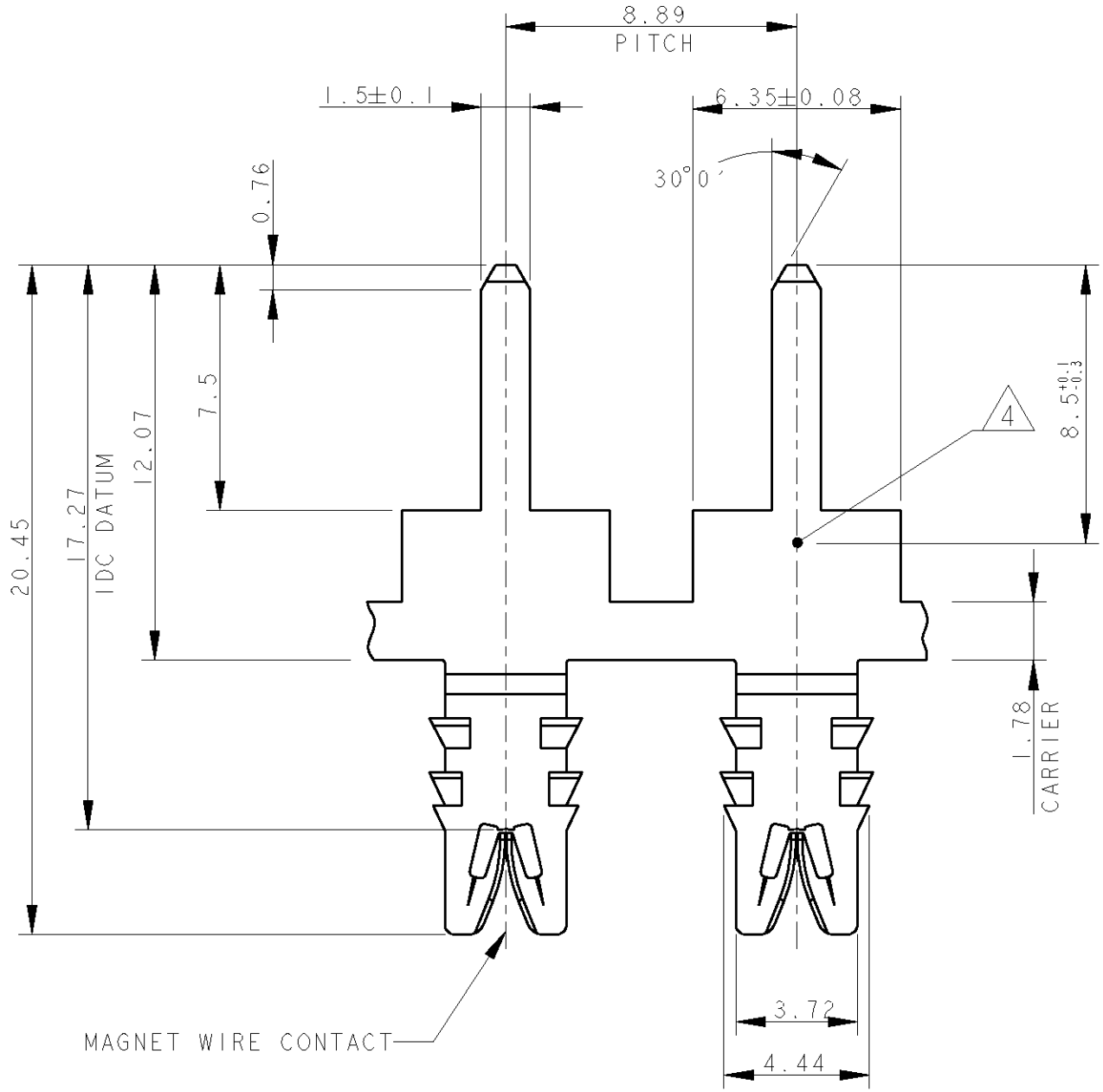


THIS DRAWING IS UNPUBLISHED. RELEASED FOR PUBLICATION  
 © COPYRIGHT BY TYCO ELECTRONICS CORPORATION. ALL RIGHTS RESERVED.

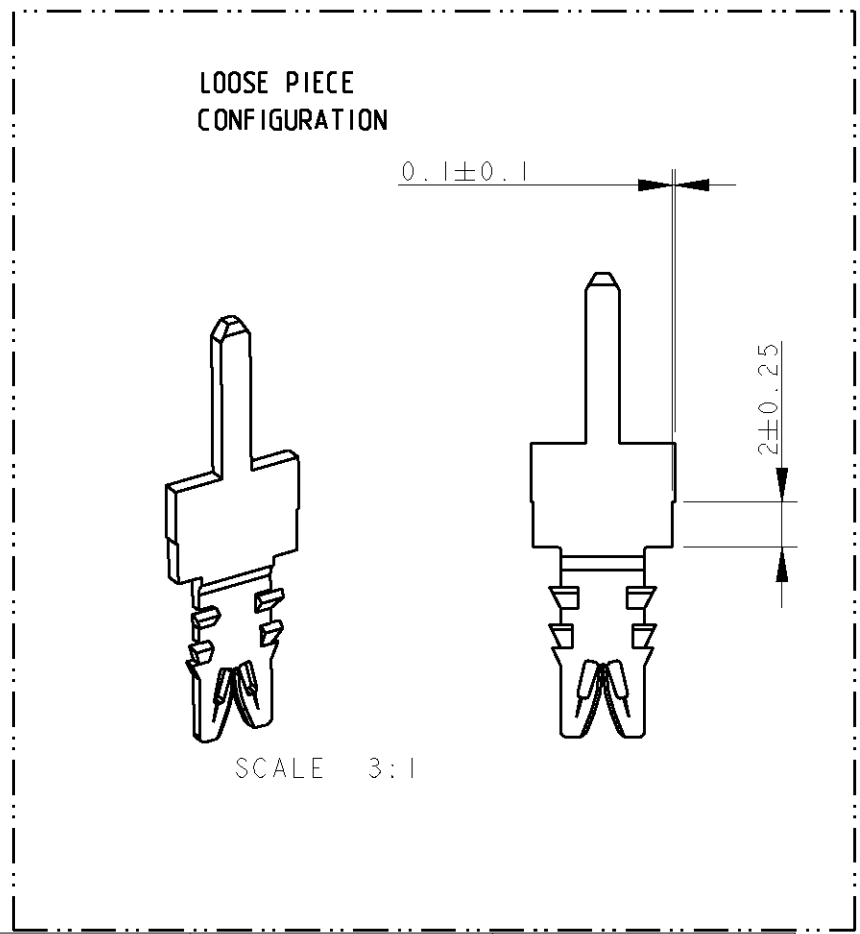
LOC	DIST	REVISIONS					
		P	LTR	DESCRIPTION	DATE	DWN	APVD
		4		REPLACED DIM 7.5 IN D-4	14/06/06	AV	GT
		A		FIRST ISSUE	19OCT2006	AV	GT

PN 293214-1 AS SHOWN

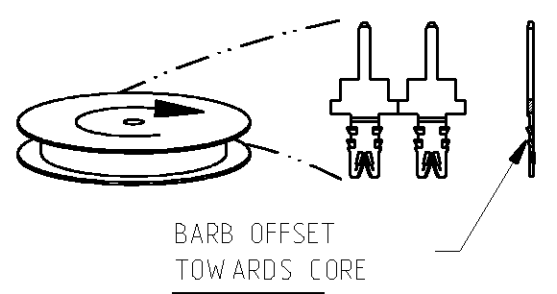


- SPECIFICATIONS: MAGNET WIRE #18-#34 AWG  
 .040-.006 INCH [1.02 - 0.16 mm] DIA. OTHER SIZES  
 MAY BE ACCOMMODATED, CONSULT TYCO ELECTRONICS FOR APPROVAL
- POCKET DESIGN RECOMMENDATION: 1601425.
- TERMINALS SUPPLIED ON STRIP ON REELS.  
 ⚠ TOOL IDENTIFICATION MARK (EVEN CONTACT ONLY)

THE PRESENTED PRODUCT / DESIGN WILL BE  
 RELEASED FOR THE MANUFACTURING OF  
 THE NECESSARY PRODUCTION TOOLS HEREBY.  
 FURTHER CHANGES HAS TO BE PAID BY CUSTOMER  
 DATE, SIGN OF THE CUSTOMER



TERMINALS TO UNWIND  
 FROM REELS AS SHOWN:  
**293214-1**



UNPLATED	1	293214-1
FINISH	PART REV.	TYCO PART NUMBER

THIS DRAWING IS A CONTROLLED DOCUMENT FOR TYCO ELECTRONICS CORPORATION IT IS SUBJECT TO CHANGE AND THE CONTROLLING ENGINEERING ORGANIZATION SHOULD BE CONTACTED FOR THE LATEST REVISION.		DWN A.Vecchia JUNE 2006	tyco Electronics AMP Italia S.p.a. 10093 Collegno (TO)
DIMENSIONS: - INCHES - DIMENSIONS IN BRACKETS ( ) ARE IN mm		CHK G.Turco JUNE 2006	
TOLERANCES UNLESS OTHERWISE SPECIFIED:		APVD	NAME
0 PLC ± 1 PLC ± 2 PLC ±0.25 3 PLC ±0.13 4 PLC ± ANGLES ±2°		PRODUCT SPEC 108-20249	<b>STD. RANGE WIRE TO 1.5 X 0.8          MULTI-BARB TAB SIAMEZE TERMINAL</b>
MATERIAL BRASS 1/2 HARD		APPLICATION SPEC 114-20117	
FINISH UNPLATED		WEIGHT	SIZE A3
CUSTOMER DRAWING		SCALE NO SCALE	CAGE CODE 00779
			DRAWING NO C=293214
			SHEET 1 OF 1
			REV A